



CEK finetwork



ACADEMY - MINI - JÚNIOR - SÉNIOR - KZ



22 - 24 de abril
MOTORLAND (Alcañiz)



27 - 29 de mayo
LUCAS GUERRERO (Chiva)



1 - 3 de julio
CAMPILLOS (Málaga)



23 - 25 de septiembre
ZUERA (Zaragoza)

finetwork

FIBRA Y MÓVIL



KARTINGRFEDA.COM

@kartingrfeda

@KartingNacional

@Karting_RFEdA

ROOKIE

CEK Trofeo Rookie

Sujeto a escrutinio & investigaciones deportivas

Pos.	Nº	Piloto	Nac.	ML-EO	ML-MC	ML-C1	ML-C2	CH-EO	CH-MC	CH-C1	CH-C2	CA-EO	CA-MC	CA-C1	CA-C2	ZU-EO	ZU-MC	ZU-C1	ZU-C2	Puntos
1	21	IVAN LUIS GONZALEZ ELLUL		0	9	45	45	0	8	30	40	0	9	40	45	-	-	-	-	271
2	33	ANGELINA SIMONS TORRES		0	7	36	33	0	7	40	45	0	7	36	33	-	-	-	-	244
3	23	WINSTON ROBERT KAMPERIN		0	2	31	26	0	4	31	29	1	10	45	19	-	-	-	-	198
4	32	MARIE BARRY-BERG		0	8	30	36	0	6	45	0	0	6	30	24	-	-	-	-	185
5	28	BENJAMIN MAÑACH KLISOWSKI		0	4	27	29	0	3	36	31	0	4	23	27	-	-	-	-	184
6	25	BRUNO ALEXANDER GREILING		0	6	33	31	0	0	22	26	0	1	29	31	-	-	-	-	179
7	37	GUSTAVO CUNHA		1	10	40	40	1	10	33	36	0	5	0	0	-	-	-	-	176
8	30	ALEJANDRO MARTINEZ RICO		0	0	29	0	0	9	21	33	0	8	33	40	-	-	-	-	173
9	20	ROC PIÑERA RUSIÑOL		0	1	28	30	0	2	26	22	0	2	27	26	-	-	-	-	164
10	24	MAX CRUZ SANCHEZ		0	0	24	27	0	5	24	25	0	0	28	28	-	-	-	-	161
11	22	ALVARO PERELLO PALACIOS		0	0	21	28	0	0	29	28	0	0	25	29	-	-	-	-	160
12	35	SAMUEL ALEXANDER TURNER		0	0	26	23	0	0	23	30	0	0	26	30	-	-	-	-	158
13	31	BEATRIZ CARDOSO COSTA		0	3	25	20	0	1	28	23	0	0	22	22	-	-	-	-	144
14	29	DARIO SANCHEZ GALVEZ		0	0	22	24	0	0	27	27	0	0	19	20	-	-	-	-	139
15	27	TONY CACHAFEIRO FERRE		0	5	23	25	0	0	25	24	-	-	-	-	-	-	-	-	102
16	38	JEREMY REUVERS DURAN		-	-	-	-	-	-	-	-	0	3	31	36	-	-	-	-	70
17	26	NILAS MALIK SONNE F LYKKEAA		0	0	0	0	-	-	-	-	0	0	24	25	-	-	-	-	49
18	40	GABRIELLA IVANOVNA DMITRIEVA		-	-	-	-	-	-	-	-	0	0	20	23	-	-	-	-	43
19	39	HUGO FUENTES LUQUE		-	-	-	-	-	-	-	-	0	0	21	21	-	-	-	-	42
20	34	DANIEL GARCIA FONTENLA		0	0	19	22	-	-	-	-	-	-	-	-	-	-	-	-	41
21	36	MAX LANDALUCE OBRADOR		0	0	20	21	-	-	-	-	-	-	-	-	-	-	-	-	41

ROOKIE

Carrera 2 (C2) Clasificación

Documento 18.1 OFICIAL

Sujeto a escrutinio & investigaciones deportivas

Pos.	Nº	Piloto	Nac. P.	Consursante	Nac. C.	Equipamiento	Total	Dif.	Interv.	M. Vuelta
1	▲ ¹	21	ESP	MONLAU COMPETICION C.E.	ESP	ALONSO KART / IAME / VEGA	9			1:11.005
2	▲ ²	30	ESP	PAROLIN SPAIN	ESP	PAROLIN / IAME / VEGA	9	0.572	0.572	1:10.986
3	▲ ²	38	ESP	KARTING CLUB CAMPILLOS	ESP	INTREPID / IAME / VEGA	9	0.889	0.317	1:10.867
4	▼ ¹	33	ESP	AC MOTORSPORT	ESP	KART REPUBLIC / IAME / VEGA	9	1.067	0.178	1:11.032
5	▲ ²	25	ESP	ALC MOTORSPORT	ESP	ALONSO KART / IAME / VEGA	9	6.091	5.024	1:11.341
6	▲ ⁴	35	ESP	AC MOTORSPORT	ESP	KART REPUBLIC / IAME / VEGA	9	6.573	0.482	1:11.210
7	▲ ⁴	22	ESP	TDKART RACING	ESP	TONY KART / IAME / VEGA	9	6.985	0.412	1:10.943
8	=	24	ESP	JAVIER CRUZ MALAVE	ESP	FA / IAME / VEGA	9	7.714	0.729	1:11.096
9	▲ ⁴	28	ESP	JOAQUIM CAMPS GAMELL	ESP	CRG / IAME / VEGA	9	7.812	0.098	1:11.246
10	▼ ¹	20	ESP	AUTO CLUB RC2 VALLES	ESP	GILLARD / IAME / VEGA	9	7.976	0.164	1:11.072
11	▲ ¹	26	ESP	DML MOTORSPORT	ESP	KART REPUBLIC / IAME / VEGA	9	8.036	0.060	1:11.522
12	▼ ⁶	32	NOR	KIDS TO WIN	ESP	KART REPUBLIC / IAME / VEGA	9	8.133	0.097	1:11.091
13	▲ ³	40	ESP	KRS KIDS RACING SCHOOL	ESP	FA / IAME / VEGA	9	19.906	11.773	1:12.893
14	=	31	PRT	MONLAU COMPETICION C.E.	ESP	ALONSO KART / IAME / VEGA	9	22.878	2.972	1:11.597
15	=	39	ESP	CLUB KARTING HUELVA	ESP	KOSMIC / IAME / VEGA	9	25.558	2.680	1:11.700
16	▲ ¹	29	ESP	TDKART RACING	ESP	TONY KART / IAME / VEGA	9	25.906	0.348	1:11.458
17	▼ ¹⁶	23	ESP	DML MOTORSPORT	ESP	KART REPUBLIC / IAME / VEGA	7	2 Total	2 Total	1:10.915

No Clasificado - 5 vueltas mínimas

No Clasificados

	37	GUSTAVO CUNHA	PRT	AC MOTORSPORT	ESP	KART REPUBLIC / IAME / VEGA		DNS		
--	----	---------------	-----	---------------	-----	-----------------------------	--	-----	--	--

Meteo : Soleado Aire : 32°C Pista : Seco M. Vuelta : Nº38 JEREMY REUVERS DURAN 1:10.867 80.67 Km/h
Evento Grabado : Nº23 WINSTON ROBERT KAMPERIN 1:09.865 81.83 Km/h

ROOKIE

Carrera 2 (C2)
Vuelta a vuelta

Valor informativo. No Oficial

	1	2	3	4	5	6	7	8	9	10	11	12	13	14	15	16	17	18	19	20	21	22	23	24	25	26	27	28	29	30	31	
Parilla	23	21	33	30	38	32	25	24	20	35	22	26	28	31	39	40	29	37														
Salida	23	21	33	30	38	25	32	24	20	35	22	26	40	28	31	39	29															
Vuelta 1 Intervalo					21 0.5		23 0.2	33 0.2			25 0.7	38 0.2	30 0.1			24 0.1	35 0.4		32 0.1	26 0.2	22 0.0			20 0.1	28 0.0		31 0.0	39 0.3	40 0.2	29 0.4		
Vuelta 2					21 0.2		23 0.0		33 0.0	38 1.1	30 0.1		25 0.4			35 0.2		32 0.1	24 0.2	20 0.3	22 0.3	26 0.0	28 0.8		31 0.0		39 0.2	29 0.1	40 0.3			
Vuelta 3					23 0.2	21 0.3			33 0.0	38 0.8	30 0.1		25 1.1			35 0.2		32 0.0	24 0.6	20 0.3	22 0.1	26 0.4	28 0.8	31 0.7			29 0.0	39 0.2	40 0.7			
Vuelta 4				23 0.4		21 0.1		33 0.3		38 0.5	30 0.2		25 1.6			32 0.0	35 0.4	24 0.0	20 0.0	22 0.2	26 1.1	28 0.3	31 1.2		29 0.1	39 0.7				40 0.0		
Vuelta 5					23 0.2	21 0.1		33 0.4		38 0.6		30 0.1	25 1.9			32 0.0	35 1.1	22 0.6	20 0.1	24 0.2	28 0.5	26 0.1	31 1.0		29 0.2	39 0.2				40 3.1		
Vuelta 6					23 0.0		21 0.2		33 0.0		38 0.3		30 0.2		25 0.1		32 0.0	35 0.7	22 0.3	20 0.2	24 0.3	28 0.7	26 0.4	31 1.3			29 0.2	39 0.2		40 3.5		
Vuelta 7					23 0.2		21 0.2	33 0.1			30 0.0	38 0.3	25 2.7			32 0.0	35 0.0	22 0.1	24 0.9	20 0.2	28 0.4	26 1.1			40 3.9	31 5.5	29 0.9	39 1.5				
Vuelta 8						21 0.3	33 0.0			30 0.0	38 0.2			25 0.0	22 0.0	35 0.0	24 0.2	32 0.3	28 0.2	20 0.0		26 0.7		40 4.3	31 4.3	29 2.1	39 0.2					
Vuelta 9					21 0.3			30 0.2		38 0.0		33 0.0		25 0.0		35 0.0		22 0.1	24 0.7	28 0.0	20 0.1	26 0.0	32 0.0		40 4.4	31 2.9	39 2.6	29 0.3				

ROOKIE

Carrera 2 (C2) Vuelta a vuelta

Valor informativo. No Oficial

Vueltas	Tempo por vuelta	Sector 1	Sector 2	Sector 3	Tiempo	Vueltas	Tempo por vuelta	Sector 1	Sector 2	Sector 3	Tiempo
Nº20 PIÑERA RUSIÑOL ROC						Nº25 ALEXANDER GREILING BRUNO					
1	1:16.719	27.455	30.567	18.697	1:18.821	5	1:12.751	22.730	31.068	18.953	6:06.271
2	1:12.021	22.957	30.246	18.818	2:30.842	6	1:11.096	22.610	30.024	18.462	7:17.367
3	1:11.629	22.981	30.071	18.577	3:42.471	7	1:11.506	22.626	30.194	18.686	8:28.873
4	1:11.139	22.559	29.989	18.591	4:53.610	8	1:11.822	22.615	30.319	18.888	9:40.695
5	1:12.378	22.725	30.791	18.862	6:05.988	9	1:13.911	23.428	31.027	19.456	10:54.606
6	1:11.072	22.618	29.964	18.490	7:17.060	Nº26 MALIK SONNE NILAS					
7	1:12.062	23.215	30.151	18.696	8:29.122	1	1:16.025	26.131	30.976	18.918	1:18.239
8	1:12.193	22.680	30.125	19.388	9:41.315	2	1:12.995	23.199	30.768	19.028	2:31.234
9	1:13.553	23.606	30.753	19.194	10:54.868	3	1:11.833	23.032	30.099	18.702	3:43.067
Nº21 GONZALEZ ELLUL IVAN LUIS						4	1:11.858	22.858	30.212	18.788	4:54.925
1	1:13.127	24.559	29.914	18.654	1:14.759	5	1:12.070	22.817	30.283	18.970	6:06.995
2	1:11.280	22.596	30.104	18.580	2:26.039	6	1:11.522	22.713	30.108	18.701	7:18.517
3	1:11.655	23.190	29.877	18.588	3:37.694	7	1:12.227	22.900	30.401	18.926	8:30.744
4	1:11.334	22.672	30.102	18.560	4:49.028	8	1:12.079	23.017	30.131	18.931	9:42.823
5	1:11.005	22.602	29.830	18.573	6:00.033	9	1:12.105	22.807	30.167	19.131	10:54.928
6	1:11.798	23.166	30.086	18.546	7:11.831	Nº28 MAÑACH KLISOWSKI BENJAMIN					
7	1:11.165	22.730	29.902	18.533	8:22.996	1	1:15.801	26.398	30.733	18.670	1:18.889
8	1:11.192	22.503	29.874	18.815	9:34.188	2	1:13.162	23.789	30.667	18.706	2:32.051
9	1:12.704	23.205	30.154	19.345	10:46.892	3	1:11.823	22.881	30.345	18.597	3:43.874
Nº22 PERELLO PALACIOS ALVARO						4	1:11.381	22.656	30.131	18.594	4:55.255
1	1:16.163	26.401	30.916	18.846	1:18.306	5	1:11.576	22.756	30.142	18.678	6:06.831
2	1:12.848	23.423	30.649	18.776	2:31.154	6	1:11.246	22.617	30.063	18.566	7:18.077
3	1:11.438	22.857	30.044	18.537	3:42.592	7	1:11.524	22.804	30.176	18.544	8:29.601
4	1:11.223	22.686	29.926	18.611	4:53.815	8	1:11.644	22.571	30.084	18.989	9:41.245
5	1:12.065	22.667	30.721	18.677	6:05.880	9	1:13.459	23.257	30.832	19.370	10:54.704
6	1:10.943	22.601	29.850	18.492	7:16.823	Nº29 SANCHEZ GALVEZ DARIO					
7	1:11.078	22.597	29.957	18.524	8:27.901	1	1:15.809	25.585	31.196	19.028	1:20.393
8	1:12.488	23.213	30.532	18.743	9:40.389	2	1:12.631	23.294	30.582	18.755	2:33.024
9	1:13.488	23.740	30.332	19.416	10:53.877	3	1:12.301	23.134	30.370	18.797	3:45.325
Nº23 ROBERT KAMPERIN WINSTON						4	1:11.458	22.784	30.061	18.613	4:56.783
1	1:13.765	25.314	30.031	18.420	1:15.304	5	1:12.289	22.819	30.706	18.764	6:09.072
2	1:10.915	22.529	29.788	18.598	2:26.219	6	1:11.828	22.824	30.298	18.706	7:20.900
3	1:11.124	22.750	29.826	18.548	3:37.343	7	1:25.489	22.599	43.489	19.401	8:46.389
4	1:11.342	22.943	29.813	18.586	4:48.685	Nº24 CRUZ SANCHEZ MAX					
5	1:11.244	22.587	29.821	18.836	5:59.929	1	1:15.294	25.658	30.902	18.734	1:17.323
6	1:11.584	23.121	29.893	18.570	7:11.513	2	1:13.131	23.990	30.435	18.706	2:30.454
7	1:11.118	22.599	29.810	18.709	8:22.631	3	1:11.677	22.797	30.206	18.674	3:42.131
Nº24 CRUZ SANCHEZ MAX						4	1:11.389	22.646	29.943	18.800	4:53.520
1	1:15.294	25.658	30.902	18.734	1:17.323						
2	1:13.131	23.990	30.435	18.706	2:30.454						
3	1:11.677	22.797	30.206	18.674	3:42.131						
4	1:11.389	22.646	29.943	18.800	4:53.520						

ROOKIE

Carrera 2 (C2) Vuelta a vuelta

Valor informativo. No Oficial

Vueltas	Tempo por vuelta	Sector 1	Sector 2	Sector 3	Tiempo
8	1:13.412	23.272	30.907	19.233	9:59.801
9	1:12.997	23.215	30.623	19.159	11:12.798
Nº30 MARTINEZ RICO ALEJANDRO					
1	1:14.991	25.396	30.585	19.010	1:16.782
2	1:11.449	22.760	30.012	18.677	2:28.231
3	1:11.227	22.746	29.953	18.528	3:39.458
4	1:11.043	22.554	29.874	18.615	4:50.501
5	1:11.165	22.673	30.062	18.430	6:01.666
6	1:11.217	22.491	30.279	18.447	7:12.883
7	1:11.430	22.595	30.345	18.490	8:24.313
8	1:10.986	22.552	29.920	18.514	9:35.299
9	1:12.165	22.876	29.871	19.418	10:47.464
Nº31 CARDOSO COSTA BEATRIZ					
1	1:15.715	26.041	30.844	18.830	1:19.276
2	1:13.174	23.540	30.662	18.972	2:32.450
3	1:12.151	22.957	30.387	18.807	3:44.601
4	1:11.896	22.827	30.342	18.727	4:56.497
5	1:11.597	22.788	30.178	18.631	6:08.094
6	1:11.787	22.742	30.275	18.770	7:19.881
7	1:25.517	22.868	43.772	18.877	8:45.398
8	1:12.239	22.954	30.401	18.884	9:57.637
9	1:12.133	22.851	30.436	18.846	11:09.770
Nº32 BARRY-BERG MARIE					
1	1:16.020	26.082	31.043	18.895	1:17.983
2	1:12.206	23.302	30.193	18.711	2:30.189
3	1:11.288	22.674	29.940	18.674	3:41.477
4	1:11.496	22.687	30.224	18.585	4:52.973
5	1:11.091	22.551	29.966	18.574	6:04.064
6	1:11.618	22.768	30.235	18.615	7:15.682
7	1:12.000	22.885	30.124	18.991	8:27.682
8	1:13.336	23.351	30.778	19.207	9:41.018
9	1:14.007	23.224	30.459	20.324	10:55.025
Nº33 SIMONS TORRES ANGELINA					
1	1:13.828	24.985	30.112	18.731	1:15.546
2	1:11.394	22.677	30.005	18.712	2:26.940
3	1:11.566	22.580	30.201	18.785	3:38.506
4	1:11.032	22.636	29.820	18.576	4:49.538
5	1:11.048	22.678	29.894	18.476	6:00.586
6	1:11.451	22.724	30.249	18.478	7:12.037
7	1:11.148	22.699	29.934	18.515	8:23.185
8	1:11.070	22.437	29.908	18.725	9:34.255
9	1:13.704	23.242	30.258	20.204	10:47.959

Vueltas	Tempo por vuelta	Sector 1	Sector 2	Sector 3	Tiempo
Nº35 ALEXANDER TURNER SAMUEL					
1	1:15.639	25.811	30.858	18.970	1:17.761
2	1:11.612	23.023	29.961	18.628	2:29.373
3	1:11.879	23.041	30.103	18.735	3:41.252
4	1:12.195	22.705	30.292	19.198	4:53.447
5	1:11.788	22.703	30.433	18.652	6:05.235
6	1:11.210	22.680	30.020	18.510	7:16.445
7	1:11.303	22.628	29.985	18.690	8:27.748
8	1:12.704	23.202	30.534	18.968	9:40.452
9	1:13.013	23.245	30.616	19.152	10:53.465
Nº38 REUVERS DURAN JEREMY					
1	1:14.877	25.229	30.595	19.053	1:16.676
2	1:11.405	22.625	30.145	18.635	2:28.081
3	1:11.252	22.640	30.017	18.595	3:39.333
4	1:10.929	22.487	29.918	18.524	4:50.262
5	1:11.033	22.559	30.043	18.431	6:01.295
6	1:11.272	22.483	30.132	18.657	7:12.567
7	1:12.137	22.479	30.951	18.707	8:24.704
8	1:10.867	22.374	29.942	18.551	9:35.571
9	1:12.210	22.735	29.959	19.516	10:47.781
Nº39 FUENTES LUQUE HUGO					
1	1:15.139	25.230	30.898	19.011	1:19.641
2	1:13.274	23.322	30.875	19.077	2:32.915
3	1:12.643	23.386	30.321	18.936	3:45.558
4	1:12.014	22.881	30.411	18.722	4:57.572
5	1:11.700	22.831	30.291	18.578	6:09.272
6	1:11.883	22.749	30.541	18.593	7:21.155
7	1:26.737	22.789	44.943	19.005	8:47.892
8	1:12.129	22.936	30.437	18.756	10:00.021
9	1:12.429	22.791	30.630	19.008	11:12.450
Nº40 IVANOVNA DMITRIEVA GABRIELLA					
1	1:17.371	27.466	30.853	19.052	1:19.904
2	1:13.508	23.588	30.618	19.302	2:33.412
3	1:12.893	23.110	30.807	18.976	3:46.305
4	1:13.034	23.201	30.751	19.082	4:59.339
5	1:13.859	23.532	30.947	19.380	6:13.198
6	1:13.041	23.545	30.586	18.910	7:26.239
7	1:13.622	23.231	31.157	19.234	8:39.861
8	1:13.429	23.440	30.922	19.067	9:53.290
9	1:13.508	23.363	30.897	19.248	11:06.798

ROOKIE

Carrera 2 (C2)

Sujeto a escrutinio & investigaciones deportivas

Parrilla de Salida

29	SANCHEZ GALVEZ DARIO TONY KART / IAME / VEGA	ESP	9	37	CUNHA GUSTAVO KART REPUBLIC / IAME / VEGA	PRT
39	FUENTES LUQUE HUGO KOSMIC / IAME / VEGA	ESP	8	40	IVANOVNA DMITRIEVA GABRIELLA FA / IAME / VEGA	ESP
28	MAÑACH KLISOWSKI BENJAMIN CRG / IAME / VEGA	ESP	7	31	CARDOSO COSTA BEATRIZ ALONSO KART / IAME / VEGA	PRT
22	PERELLO PALACIOS ALVARO TONY KART / IAME / VEGA	ESP	6	26	MALIK SONNE NILAS KART REPUBLIC / IAME / VEGA	ESP
20	PIÑERA RUSIÑOL ROC GILLARD / IAME / VEGA	ESP	5	35	ALEXANDER TURNER SAMUEL KART REPUBLIC / IAME / VEGA	ESP
25	ALEXANDER GREILING BRUNO ALONSO KART / IAME / VEGA	ESP	4	24	CRUZ SANCHEZ MAX FA / IAME / VEGA	ESP
38	REUVERS DURAN JEREMY INTREPID / IAME / VEGA	ESP	3	32	BARRY-BERG MARIE KART REPUBLIC / IAME / VEGA	NOR
33	SIMONS TORRES ANGELINA KART REPUBLIC / IAME / VEGA	ESP	2	30	MARTINEZ RICO ALEJANDRO PAROLIN / IAME / VEGA	ESP
23	ROBERT KAMPERIN WINSTON KART REPUBLIC / IAME / VEGA	ESP	1	21	GONZALEZ ELLUL IVAN LUIS ALONSO KART / IAME / VEGA	ESP

POLE POSITION



Salida : 03/07 - 15:15 9 Total = 14.292 km

CEK 2022 - Campillos (ESP) 01-03/07/2022

cek.rfeda.es / RGMCC

Página 1 / 1

Apex Timing GoRacing

ROOKIE

Carrera 1 (C1) Clasificación

Documento 16.1 OFICIAL

Sujeto a escrutinio & investigaciones deportivas

Pos.	Nº	Piloto	Nac. P.	Consursante	Nac. C.	Equipamiento	Total	Dif.	Interv.	M. Vuelta	Penalización
1	23	WINSTON ROBERT KAMPERIN	ESP	DML MOTORSPORT	ESP	KART REPUBLIC / IAME / VEGA	9			1:09.975	
2	21	IVAN LUIS GONZALEZ ELLUL	ESP	MONLAU COMPETICION C.E.	ESP	ALONSO KART / IAME / VEGA	9	0.443	0.443	1:10.204	
3	33	ANGELINA SIMONS TORRES	ESP	AC MOTORSPORT	ESP	KART REPUBLIC / IAME / VEGA	9	0.928	0.485	1:10.211	
4	30	ALEJANDRO MARTINEZ RICO	ESP	PAROLIN SPAIN	ESP	PAROLIN / IAME / VEGA	9	0.985	0.057	1:10.209	
5	38	JEREMY REUVERS DURAN	ESP	KARTING CLUB CAMPILLOS	ESP	INTREPID / IAME / VEGA	9	1.195	0.210	1:10.165	
6	32	MARIE BARRY-BERG	NOR	KIDS TO WIN	ESP	KART REPUBLIC / IAME / VEGA	9	3.725	2.530	1:10.309	
7	25	BRUNO ALEXANDER GREILING	ESP	ALC MOTORSPORT	ESP	ALONSO KART / IAME / VEGA	9	8.416	4.691	1:10.904	
8	24	MAX CRUZ SANCHEZ	ESP	JAVIER CRUZ MALAVE	ESP	FA / IAME / VEGA	9	8.709	0.293	1:10.856	
9	20	ROC PIÑERA RUSIÑOL	ESP	AUTO CLUB RC2 VALLES	ESP	GILLARD / IAME / VEGA	9	9.334	0.625	1:10.879	
10	35	SAMUEL ALEXANDER TURNER	ESP	AC MOTORSPORT	ESP	KART REPUBLIC / IAME / VEGA	9	9.385	0.051	1:10.486	
11	22	ALVARO PERELLO PALACIOS	ESP	TDKART RACING	ESP	TONY KART / IAME / VEGA	9	10.930	1.545	1:10.966	
12	26	NILAS MALIK SONNE	ESP	DML MOTORSPORT	ESP	KART REPUBLIC / IAME / VEGA	9	12.767	1.837	1:11.100	
13	28	BENJAMIN MAÑACH KLISOWSKI	ESP	JOAQUIM CAMPS GAMELL	ESP	CRG / IAME / VEGA	9	12.981	0.214	1:10.869	+5.000
14	31	BEATRIZ CARDOSO COSTA	PRT	MONLAU COMPETICION C.E.	ESP	ALONSO KART / IAME / VEGA	9	13.785	0.804	1:11.427	
15	39	HUGO FUENTES LUQUE	ESP	CLUB KARTING HUELVA	ESP	KOSMIC / IAME / VEGA	9	17.479	3.694	1:11.118	+5.000
16	40	GABRIELLA IVANOVNA DMITRIEVA	ESP	KRS KIDS RACING SCHOOL	ESP	FA / IAME / VEGA	9	22.106	4.627	1:12.055	
17	29	DARIO SANCHEZ GALVEZ	ESP	TDKART RACING	ESP	TONY KART / IAME / VEGA	9	26.166	4.060	1:11.417	

Nº28 BENJAMIN MAÑACH KLISOWSKI : +5 Seg. Penalización. Art: 21.5 del RDK

Nº39 HUGO FUENTES LUQUE : +5 Seg. Penalización. Art: 21.5 del RDK

No Clasificado - 5 vueltas mínimas

No Clasificados

37	GUSTAVO CUNHA	PRT	AC MOTORSPORT	ESP	KART REPUBLIC / IAME / VEGA			DNS			
----	---------------	-----	---------------	-----	-----------------------------	--	--	------------	--	--	--

Meteo : Ligeramente Nuboso Aire : 23°C Pista : Seco M. Vuelta : Nº23 WINSTON ROBERT KAMPERIN 1:09.975 81.70 Km/h
Evento Grabado : Nº23 WINSTON ROBERT KAMPERIN 1:09.865 81.83 Km/h

Nº30 00:54

ROOKIE

Carrera 1 (C1)
Vuelta a vuelta

Valor informativo. No Oficial

	1	2	3	4	5	6	7	8	9	10	11	12	13	14	15	16	17	18	19	20	21	22	23	24	25	26	27	28	29	30	31	32	
Parilla	23	21	30	33	32	37	28	38	20	25	24	31	35	40	39	22	29	26															
Salida	23	21	30	33	32	38	25	28	20	24	35	39	29	26	31	22	40																
Vuelta 1 Intervalo			23 0.3								30 0.0	33 0.1		21 0.1	32 0.5		38 0.1		25 0.1		28 0.0	20 0.1	24 0.1	35 0.2	39 0.0		29 0.2	31 0.6	26 0.1	40 0.1		22 0.1	
Vuelta 2			23 0.3								30 0.0	21 0.3		33 0.0		38 0.1		32 0.2		28 0.4	24 0.0	25 0.5	20 0.1	35 0.1		29 0.1	39 0.2	31 0.3	26 0.0	22 0.4		40 0.3	
Vuelta 3					23 0.1						21 0.1	30 0.1	33 0.2				38 0.1	32 0.1		24 0.3	28 0.1	25 0.2	35 0.5	20 0.3		29 0.0	39 0.1	31 0.2	22 0.5	26 0.1		40 0.8	
Vuelta 4				23 0.3							21 0.1	30 0.1	33 0.2				38 0.1	32 0.0	24 2.0	25 0.1		28 0.1	35 0.0	20 0.6		29 0.2	39 0.1	31 0.2	22 0.1	26 0.2		40 1.9	
Vuelta 5					23 0.5						21 0.1	30 0.1	33 0.1			38 0.1	32 0.1	24 2.8	28 0.1	25 0.4			20 0.2	35 0.1		22 0.0	39 0.2	26 0.3		31 0.5	40 1.6	29 10.3	
Vuelta 6					23 0.2						21 0.6	30 0.1	33 0.0		38 0.8		32 0.0		28 3.1	24 0.3	25 0.2		35 0.7	20 0.2	22 2.3		39 0.1	26 0.1		31 0.8	40 2.6	29 9.2	
Vuelta 7					23 0.0						21 0.4	30 0.1	33 0.2	38 0.7		32 0.1		24 3.8	28 0.1		25 0.1	35 0.1	20 0.8	22 2.2	39 0.6		26 0.0		31 0.9	40 4.2	29 7.9		
Vuelta 8				23 0.0							21 0.1	30 0.1	33 0.4	38 0.5		32 0.1		28 0.0	24 0.0	25 0.1	35 0.1	20 0.7	22 2.2	39 0.7		26 0.2		31 0.8	40 5.9	29 6.3			
Vuelta 9						23 0.0					21 0.3	33 0.3	30 0.0	38 0.2			32 0.0	28 4.2	25 0.4	24 0.2		20 0.4	35 0.0	22 1.5		39 0.0	26 0.2		31 0.7	40 8.3	29 4.0		

ROOKIE

Carrera 1 (C1) Vuelta a vuelta

Valor informativo. No Oficial

Vueltas		Tempo por vuelta		Sector 1	Sector 2	Sector 3	Tempo	Vueltas		Tempo por vuelta		Sector 1	Sector 2	Sector 3	Tempo
N°20 PIÑERA RUSIÑOL ROC								3	1:11.048	22.432	30.023	18.593	3:39.655		
1	1:15.359	25.634	30.803	18.922	1:17.193	4	1:11.177	22.343	30.202	18.632	4:50.832				
2	1:12.131	23.242	30.302	18.587	2:29.324	5	1:11.183	22.499	30.056	18.628	6:02.015				
3	1:11.652	22.977	30.197	18.478	3:40.976	6	1:11.388	22.493	30.020	18.875	7:13.403				
4	1:10.879	22.449	29.907	18.523	4:51.855	7	1:10.856	22.419	29.901	18.536	8:24.259				
5	1:11.134	22.556	30.071	18.507	6:02.989	8	1:11.536	22.592	30.130	18.814	9:35.795				
6	1:11.734	23.031	30.219	18.484	7:14.723	9	1:12.112	22.646	30.012	19.454	10:47.907				
7	1:11.066	22.608	29.989	18.469	8:25.789	N°25 ALEXANDER GREILING BRUNO									
8	1:10.976	22.502	29.961	18.513	9:36.765	1	1:15.067	25.666	30.662	18.739	1:16.783				
9	1:11.767	22.705	30.211	18.851	10:48.532	2	1:12.362	23.620	30.195	18.547	2:29.145				
N°21 GONZALEZ ELLUL IVAN LUIS								3	1:10.913	22.367	29.807	18.739	3:40.058		
1	1:14.500	25.788	30.414	18.298	1:15.701	4	1:10.904	22.373	29.698	18.833	4:50.962				
2	1:10.592	22.608	29.636	18.348	2:26.293	5	1:11.692	22.988	30.169	18.535	6:02.654				
3	1:10.450	22.162	29.873	18.415	3:36.743	6	1:10.987	22.659	29.877	18.451	7:13.641				
4	1:10.311	22.291	29.567	18.453	4:47.054	7	1:11.197	22.428	30.172	18.597	8:24.838				
5	1:10.246	22.290	29.549	18.407	5:57.300	8	1:11.101	22.687	29.854	18.560	9:35.939				
6	1:10.834	22.793	29.607	18.434	7:08.134	9	1:11.675	22.863	29.839	18.973	10:47.614				
7	1:10.204	22.226	29.598	18.380	8:18.338	N°26 MALIK SONNE NILAS									
8	1:10.302	22.206	29.574	18.522	9:28.640	1	1:16.659	26.266	30.678	19.715	1:18.989				
9	1:11.001	22.556	29.749	18.696	10:39.641	2	1:11.567	22.682	30.240	18.645	2:30.556				
N°22 PERELLO PALACIOS ALVARO								3	1:12.013	22.664	30.280	19.069	3:42.569		
1	1:16.800	26.560	31.594	18.646	1:19.396	4	1:11.172	22.526	30.043	18.603	4:53.741				
2	1:11.581	22.822	30.327	18.432	2:30.977	5	1:12.270	23.427	30.240	18.603	6:06.011				
3	1:11.447	22.447	30.217	18.783	3:42.424	6	1:11.630	22.694	30.044	18.892	7:17.641				
4	1:11.089	22.374	29.861	18.854	4:53.513	7	1:11.491	22.631	30.123	18.737	8:29.132				
5	1:11.883	23.203	30.180	18.500	6:05.396	8	1:11.100	22.517	29.977	18.606	9:40.232				
6	1:11.659	22.688	30.305	18.666	7:17.055	9	1:11.733	22.701	30.105	18.927	10:51.965				
7	1:10.966	22.545	29.969	18.452	8:28.021	N°28 MAÑACH KLISOWSKI BENJAMIN									
8	1:11.022	22.497	29.983	18.542	9:39.043	1	1:15.250	25.891	30.727	18.632	1:17.010				
9	1:11.085	22.518	29.953	18.614	10:50.128	2	1:11.529	23.140	29.854	18.535	2:28.539				
N°23 ROBERT KAMPERIN WINSTON								3	1:11.233	22.579	30.135	18.519	3:39.772		
1	1:12.121	23.533	30.094	18.494	1:13.001	4	1:11.384	22.735	29.886	18.763	4:51.156				
2	1:10.304	22.368	29.569	18.367	2:23.305	5	1:11.056	22.476	30.132	18.448	6:02.212				
3	1:10.787	22.333	30.160	18.294	3:34.092	6	1:10.869	22.437	29.987	18.445	7:13.081				
4	1:10.089	22.234	29.512	18.343	4:44.181	7	1:11.329	22.545	30.256	18.528	8:24.410				
5	1:09.975	22.092	29.561	18.322	5:54.156	8	1:11.320	22.459	30.276	18.585	9:35.730				
6	1:10.210	22.284	29.602	18.324	7:04.366	9	1:11.449	22.437	30.005	19.007	10:47.179				
7	1:10.016	22.125	29.534	18.357	8:14.382	N°29 SANCHEZ GALVEZ DARIO									
8	1:11.284	22.435	29.482	19.367	9:25.666	1	1:15.996	26.553	30.639	18.804	1:18.186				
9	1:13.532	23.571	30.456	19.505	10:39.198	2	1:11.663	22.718	30.340	18.605	2:29.849				
N°24 CRUZ SANCHEZ MAX								3	1:11.641	22.673	30.435	18.533	3:41.490		
1	1:15.438	26.184	30.405	18.849	1:17.351	4	1:11.417	22.552	30.025	18.840	4:52.907				
2	1:11.256	22.882	29.947	18.427	2:28.607	5	1:25.912	35.852	31.130	18.930	6:18.819				

ROOKIE

Carrera 1 (C1) Vuelta a vuelta

Valor informativo. No Oficial

Vueltas	Tempo por vuelta	Sector 1	Sector 2	Sector 3	Tiempo
6	1:11.738	22.812	30.269	18.657	7:30.557
7	1:11.749	22.766	30.216	18.767	8:42.306
8	1:11.556	22.674	30.190	18.692	9:53.862
9	1:11.502	22.678	30.167	18.657	11:05.364
Nº30 MARTINEZ RICO ALEJANDRO					
1	1:13.991	25.494	30.087	18.410	1:15.272
2	1:10.692	22.502	29.713	18.477	2:25.964
3	1:10.908	22.414	30.067	18.427	3:36.872
4	1:10.301	22.328	29.576	18.397	4:47.173
5	1:10.256	22.329	29.555	18.372	5:57.429
6	1:10.823	22.745	29.679	18.399	7:08.252
7	1:10.423	22.265	29.633	18.525	8:18.675
8	1:10.209	22.229	29.602	18.378	9:28.884
9	1:11.299	22.523	29.734	19.042	10:40.183
Nº31 CARDOSO COSTA BEATRIZ					
1	1:16.428	26.410	30.778	19.240	1:18.863
2	1:11.606	22.656	30.252	18.698	2:30.469
3	1:11.428	22.558	30.323	18.547	3:41.897
4	1:11.466	22.492	30.011	18.963	4:53.363
5	1:13.537	24.149	30.721	18.667	6:06.900
6	1:11.753	22.741	30.222	18.790	7:18.653
7	1:11.468	22.637	30.289	18.542	8:30.121
8	1:11.435	22.519	30.168	18.748	9:41.556
9	1:11.427	22.482	30.146	18.799	10:52.983
Nº32 BARRY-BERG MARIE					
1	1:14.798	25.726	30.162	18.910	1:16.247
2	1:11.187	23.065	29.740	18.382	2:27.434
3	1:10.479	22.299	29.702	18.478	3:37.913
4	1:10.897	22.328	30.058	18.511	4:48.810
5	1:10.309	22.318	29.594	18.397	5:59.119
6	1:10.657	22.420	29.674	18.563	7:09.776
7	1:10.311	22.287	29.657	18.367	8:20.087
8	1:10.428	22.294	29.667	18.467	9:30.515
9	1:12.408	22.564	30.511	19.333	10:42.923
Nº33 SIMONS TORRES ANGELINA					
1	1:14.093	25.496	30.155	18.442	1:15.454
2	1:11.319	22.621	30.014	18.684	2:26.773
3	1:10.329	22.220	29.750	18.359	3:37.102
4	1:10.313	22.249	29.678	18.386	4:47.415
5	1:10.211	22.179	29.684	18.348	5:57.626
6	1:10.720	22.641	29.674	18.405	7:08.346
7	1:10.541	22.517	29.639	18.385	8:18.887
8	1:10.409	22.317	29.644	18.448	9:29.296

Vueltas	Tempo por vuelta	Sector 1	Sector 2	Sector 3	Tiempo
9	1:10.830	22.302	29.720	18.808	10:40.126
Nº35 ALEXANDER TURNER SAMUEL					
1	1:15.694	26.241	30.543	18.910	1:17.650
2	1:11.802	22.897	30.305	18.600	2:29.452
3	1:11.132	22.822	29.874	18.436	3:40.584
4	1:10.665	22.380	29.794	18.491	4:51.249
5	1:11.897	23.109	30.328	18.460	6:03.146
6	1:11.345	22.916	29.988	18.441	7:14.491
7	1:10.486	22.395	29.613	18.478	8:24.977
8	1:11.067	22.623	29.777	18.667	9:36.044
9	1:12.539	23.406	30.390	18.743	10:48.583
Nº38 REUVERS DURAN JEREMY					
1	1:14.802	25.647	30.392	18.763	1:16.412
2	1:10.652	22.361	29.644	18.647	2:27.064
3	1:10.730	22.579	29.686	18.465	3:37.794
4	1:10.920	22.275	30.321	18.324	4:48.714
5	1:10.165	22.301	29.629	18.235	5:58.879
6	1:10.415	22.332	29.713	18.370	7:09.294
7	1:10.321	22.257	29.741	18.323	8:19.615
8	1:10.195	22.201	29.611	18.383	9:29.810
9	1:10.583	22.333	29.677	18.573	10:40.393
Nº39 FUENTES LUQUE HUGO					
1	1:15.641	26.407	30.544	18.690	1:17.726
2	1:12.394	23.154	30.670	18.570	2:30.120
3	1:11.537	22.523	30.469	18.545	3:41.657
4	1:11.418	22.482	30.013	18.923	4:53.075
5	1:12.611	23.576	30.518	18.517	6:05.686
6	1:11.843	22.599	30.361	18.883	7:17.529
7	1:11.118	22.560	29.942	18.616	8:28.647
8	1:11.192	22.620	30.036	18.536	9:39.839
9	1:11.838	22.544	30.313	18.981	10:51.677
Nº40 IVANOVNA DMITRIEVA GABRIELLA					
1	1:15.648	25.500	30.982	19.166	1:19.118
2	1:12.500	23.435	30.281	18.784	2:31.618
3	1:12.055	22.902	30.277	18.876	3:43.673
4	1:12.399	22.908	30.494	18.997	4:56.072
5	1:12.442	23.245	30.348	18.849	6:08.514
6	1:12.749	23.079	30.817	18.853	7:21.263
7	1:13.108	23.139	30.837	19.132	8:34.371
8	1:13.130	23.383	30.707	19.040	9:47.501
9	1:13.803	23.016	30.768	20.019	11:01.304

ROOKIE

Carrera 1 (C1)

Sujeto a escrutinio & investigaciones deportivas

Parrilla de Salida

29	SANCHEZ GALVEZ DARIO TONY KART / IAME / VEGA	ESP	9	26	MALIK SONNE NILAS KART REPUBLIC / IAME / VEGA	ESP
39	FUENTES LUQUE HUGO KOSMIC / IAME / VEGA	ESP	8	22	PERELLO PALACIOS ALVARO TONY KART / IAME / VEGA	ESP
35	ALEXANDER TURNER SAMUEL KART REPUBLIC / IAME / VEGA	ESP	7	40	IVANOVNA DMITRIEVA GABRIELLA FA / IAME / VEGA	ESP
24	CRUZ SANCHEZ MAX FA / IAME / VEGA	ESP	6	31	CARDOSO COSTA BEATRIZ ALONSO KART / IAME / VEGA	PRT
20	PIÑERA RUSIÑOL ROC GILLARD / IAME / VEGA	ESP	5	25	ALEXANDER GREILING BRUNO ALONSO KART / IAME / VEGA	ESP
28	MAÑACH KLISOWSKI BENJAMIN CRG / IAME / VEGA	ESP	4	38	REUVERS DURAN JEREMY INTREPID / IAME / VEGA	ESP
32	BARRY-BERG MARIE KART REPUBLIC / IAME / VEGA	NOR	3	37	CUNHA GUSTAVO KART REPUBLIC / IAME / VEGA	PRT
30	MARTINEZ RICO ALEJANDRO PAROLIN / IAME / VEGA	ESP	2	33	SIMONS TORRES ANGELINA KART REPUBLIC / IAME / VEGA	ESP
23	ROBERT KAMPERIN WINSTON KART REPUBLIC / IAME / VEGA	ESP	1	21	GONZALEZ ELLUL IVAN LUIS ALONSO KART / IAME / VEGA	ESP

POLE POSITION



Salida : 03/07 - 11:45 9 Total = 14.292 km

CEK 2022 - Campillos (ESP) 01-03/07/2022

cek.rfeda.es / RGMCC

Página 1 / 1

Apex Timing GoRacing

ROOKIE

Warm Up Clasificación

Documento 15

Sujeto a escrutinio & investigaciones deportivas

Pos.	Nº	Piloto	Nac. P.	Consursante	Nac. C.	Equipamiento	Tiempo	Vlta.	Dif.	Km/h	Total
1	23	WINSTON ROBERT KAMPERIN	ESP	DML MOTORSPORT	ESP	KART REPUBLIC / IAME / VEGA	1:09.969	3		81.70	6
2	21	IVAN LUIS GONZALEZ ELLUL	ESP	MONLAU COMPETICION C.E.	ESP	ALONSO KART / IAME / VEGA	1:10.075	6	0.106	81.58	6
3	33	ANGELINA SIMONS TORRES	ESP	AC MOTORSPORT	ESP	KART REPUBLIC / IAME / VEGA	1:10.122	3	0.153	81.53	6
4	32	MARIE BARRY-BERG	NOR	KIDS TO WIN	ESP	KART REPUBLIC / IAME / VEGA	1:10.144	2	0.175	81.50	6
5	38	JEREMY REUVERS DURAN	ESP	KARTING CLUB CAMPILLOS	ESP	INTREPID / IAME / VEGA	1:10.190	6	0.221	81.45	6
6	22	ALVARO PERELLO PALACIOS	ESP	TDKART RACING	ESP	TONY KART / IAME / VEGA	1:10.352	6	0.383	81.26	6
7	30	ALEJANDRO MARTINEZ RICO	ESP	PAROLIN SPAIN	ESP	PAROLIN / IAME / VEGA	1:10.448	5	0.479	81.15	6
8	31	BEATRIZ CARDOSO COSTA	PRT	MONLAU COMPETICION C.E.	ESP	ALONSO KART / IAME / VEGA	1:10.607	4	0.638	80.97	6
9	28	BENJAMIN MAÑACH KLISOWSKI	ESP	JOAQUIM CAMPS GAMELL	ESP	CRG / IAME / VEGA	1:10.653	3	0.684	80.91	6
10	20	ROC PIÑERA RUSIÑOL	ESP	AUTO CLUB RC2 VALLES	ESP	GILLARD / IAME / VEGA	1:10.684	5	0.715	80.88	6
11	24	MAX CRUZ SANCHEZ	ESP	JAVIER CRUZ MALAVE	ESP	FA / IAME / VEGA	1:10.704	4	0.735	80.86	6
12	37	GUSTAVO CUNHA	PRT	AC MOTORSPORT	ESP	KART REPUBLIC / IAME / VEGA	1:10.724	6	0.755	80.83	6
13	29	DARIO SANCHEZ GALVEZ	ESP	TDKART RACING	ESP	TONY KART / IAME / VEGA	1:10.770	6	0.801	80.78	6
14	25	BRUNO ALEXANDER GREILING	ESP	ALC MOTORSPORT	ESP	ALONSO KART / IAME / VEGA	1:10.837	5	0.868	80.70	6
15	39	HUGO FUENTES LUQUE	ESP	CLUB KARTING HUELVA	ESP	KOSMIC / IAME / VEGA	1:10.968	6	0.999	80.55	6
16	35	SAMUEL ALEXANDER TURNER	ESP	AC MOTORSPORT	ESP	KART REPUBLIC / IAME / VEGA	1:10.991	6	1.022	80.53	6
17	26	NILAS MALIK SONNE	ESP	DML MOTORSPORT	ESP	KART REPUBLIC / IAME / VEGA	1:11.874	5	1.905	79.54	6
18	40	GABRIELLA IVANOVNA DMITRIEVA	ESP	KRS KIDS RACING SCHOOL	ESP	FA / IAME / VEGA	1:13.569	2	3.600	77.71	3

Meteo : Ligeramente Nuboso Aire : 19°C Pista : Seco M. Vuelta : Nº23 WINSTON ROBERT KAMPERIN 1:09.969 81.70 Km/h
Evento Grabado : Nº23 WINSTON ROBERT KAMPERIN 1:09.865 81.83 Km/h

Nº37 02:05 Nº24 07:14 Vuelta 4

ROOKIE

Warm Up

Valor informativo. No Oficial

Best Sectors Analysis

S1			S2			S3			Ideal Lap Times						
Pos.	Nº	Tiempo	Pos.	Nº	Tiempo	Pos.	Nº	Tiempo	Pos.	Nº	Piloto	Nac. P.	Ideal Lap	Best Lap	Diff.
1	33	22.092	1	21	29.381	1	23	18.201	1	21	GONZALEZ ELLUL IVAN LUIS	ESP	1:09.850	1:10.075	0.225
2	23	22.134	2	38	29.470	2	21	18.234	2	23	ROBERT KAMPERIN WINSTON	ESP	1:09.851	1:09.969	0.118
3	38	22.217	3	30	29.484	3	38	18.270	3	38	REUVERS DURAN JEREMY	ESP	1:09.957	1:10.190	0.233
4	21	22.235	4	23	29.516	4	32	18.289	4	33	SIMONS TORRES ANGELINA	ESP	1:10.053	1:10.122	0.069
5	32	22.243	5	32	29.596	5	37	18.311	5	32	BARRY-BERG MARIE	NOR	1:10.128	1:10.144	0.016
6	22	22.267	6	33	29.621	6	22	18.339	6	30	MARTINEZ RICO ALEJANDRO	ESP	1:10.217	1:10.448	0.231
7	37	22.345	7	37	29.622	7	33	18.340	7	37	CUNHA GUSTAVO	PRT	1:10.278	1:10.724	0.446
8	24	22.358	8	20	29.630	8	31	18.352	8	22	PERELLO PALACIOS ALVARO	ESP	1:10.291	1:10.352	0.061
9	31	22.359	9	35	29.662	9	30	18.363	9	28	MAÑACH KLISOWSKI BENJAMIN	ESP	1:10.500	1:10.653	0.153
10	28	22.366	10	22	29.685	10	28	18.384	10	20	PIÑERA RUSIÑOL ROC	ESP	1:10.521	1:10.684	0.163
11	30	22.370	11	28	29.750	11	35	18.403	11	31	CARDOSO COSTA BEATRIZ	PRT	1:10.527	1:10.607	0.080
12	39	22.374	12	29	29.754	12	24	18.404	12	35	ALEXANDER TURNER SAMUEL	ESP	1:10.528	1:10.991	0.463
13	20	22.396	13	25	29.773	13	39	18.456	13	24	CRUZ SANCHEZ MAX	ESP	1:10.544	1:10.704	0.160
14	25	22.447	14	24	29.782	14	25	18.458	14	39	FUENTES LUQUE HUGO	ESP	1:10.656	1:10.968	0.312
15	35	22.463	15	31	29.816	15	29	18.460	15	25	ALEXANDER GREILING BRUNO	ESP	1:10.678	1:10.837	0.159
16	29	22.503	16	39	29.826	16	20	18.495	16	29	SANCHEZ GALVEZ DARIO	ESP	1:10.717	1:10.770	0.053
17	26	22.916	17	26	29.999	17	26	18.726	17	26	MALIK SONNE NILAS	ESP	1:11.641	1:11.874	0.233
18	40	23.399	18	40	30.910	18	40	19.233	18	40	IVANOVNA DMITRIEVA GABRIELLA	ESP	1:13.542	1:13.569	0.027

ROOKIE

Warm Up Vuelta a vuelta

Valor informativo. No Oficial

Vueltas	Tempo por vuelta	Sector 1	Sector 2	Sector 3	Tiempo
Nº20 PIÑERA RUSIÑOL ROC					
1	1:11.237	22.418	30.287	18.532	2:46.881
2	1:10.857	22.405	29.845	18.607	3:57.738
3	1:10.697	22.396	29.806	18.495	5:08.435
4	1:10.837	22.500	29.637	18.700	6:19.272
5	1:10.684	22.526	29.630	18.528	7:29.956
6	1:11.395	22.796	29.780	18.819	8:41.351

Vueltas	Tempo por vuelta	Sector 1	Sector 2	Sector 3	Tiempo
Nº21 GONZALEZ ELLUL IVAN LUIS					
1	1:10.128	22.314	29.580	18.234	2:40.926
2	1:10.839	22.602	29.477	18.760	3:51.765
3	1:11.351	23.076	29.621	18.654	5:03.116
4	1:10.691	22.352	30.011	18.328	6:13.807
5	1:10.099	22.392	29.381	18.326	7:23.906
6	1:10.075	22.235	29.565	18.275	8:33.981

Vueltas	Tempo por vuelta	Sector 1	Sector 2	Sector 3	Tiempo
Nº22 PERELLO PALACIOS ALVARO					
1	1:11.168	22.499	30.197	18.472	2:42.453
2	1:10.901	22.393	29.694	18.814	3:53.354
3	1:10.530	22.397	29.720	18.413	5:03.884
4	1:11.947	22.962	30.053	18.932	6:15.831
5	1:10.809	22.590	29.880	18.339	7:26.640
6	1:10.352	22.267	29.685	18.400	8:36.992

Vueltas	Tempo por vuelta	Sector 1	Sector 2	Sector 3	Tiempo
Nº23 ROBERT KAMPERIN WINSTON					
1	1:10.419	22.385	29.657	18.377	3:03.866
2	1:10.205	22.180	29.660	18.365	4:14.071
3	1:09.969	22.134	29.634	18.201	5:24.040
4	1:10.050	22.207	29.516	18.327	6:34.090
5	1:10.056	22.215	29.591	18.250	7:44.146
6	1:10.062	22.244	29.530	18.288	8:54.208

Vueltas	Tempo por vuelta	Sector 1	Sector 2	Sector 3	Tiempo
Nº24 CRUZ SANCHEZ MAX					
1	1:11.115	22.593	30.026	18.496	2:48.120
2	1:10.799	22.472	29.881	18.446	3:58.919
3	1:10.707	22.358	29.877	18.472	5:09.626
4	1:10.704	22.475	29.782	18.447	6:20.330
5	1:11.442	22.385	30.587	18.470	7:31.772
6	1:10.862	22.600	29.858	18.404	8:42.634

Vueltas	Tempo por vuelta	Sector 1	Sector 2	Sector 3	Tiempo
Nº25 ALEXANDER GREILING BRUNO					
1	1:11.018	22.541	29.939	18.538	2:44.895
2	1:11.194	22.666	29.981	18.547	3:56.089
3	1:11.443	22.526	29.773	19.144	5:07.532
4	1:11.470	23.086	29.851	18.533	6:19.002
5	1:10.837	22.447	29.886	18.504	7:29.839
6	1:11.015	22.450	30.107	18.458	8:40.854

Vueltas	Tempo por vuelta	Sector 1	Sector 2	Sector 3	Tiempo
Nº26 MALIK SONNE NILAS					
1	1:12.047	23.322	29.999	18.726	2:48.598
2	1:11.919	22.958	30.201	18.760	4:00.517
3	1:12.566	23.236	30.463	18.867	5:13.083
4	1:12.507	23.214	30.547	18.746	6:25.590
5	1:11.874	22.916	30.216	18.742	7:37.464
6	1:12.156	22.982	30.338	18.836	8:49.620

Vueltas	Tempo por vuelta	Sector 1	Sector 2	Sector 3	Tiempo
Nº28 MAÑACH KLISOWSKI BENJAMIN					
1	1:11.251	22.789	29.993	18.469	2:43.845
2	1:10.954	22.475	29.822	18.657	3:54.799
3	1:10.653	22.366	29.821	18.466	5:05.452
4	1:10.994	22.543	29.948	18.503	6:16.446
5	1:10.983	22.561	29.968	18.454	7:27.429
6	1:10.932	22.798	29.750	18.384	8:38.361

Vueltas	Tempo por vuelta	Sector 1	Sector 2	Sector 3	Tiempo
Nº29 SANCHEZ GALVEZ DARIO					
1	1:12.287	23.127	30.370	18.790	2:44.099
2	1:11.659	22.935	30.063	18.661	3:55.758
3	1:11.786	22.999	29.885	18.902	5:07.544
4	1:11.971	23.515	29.847	18.609	6:19.515
5	1:11.580	22.737	30.383	18.460	7:31.095
6	1:10.770	22.503	29.754	18.513	8:41.865

Vueltas	Tempo por vuelta	Sector 1	Sector 2	Sector 3	Tiempo
Nº30 MARTINEZ RICO ALEJANDRO					
1	1:10.785	22.492	29.792	18.501	2:47.404
2	1:11.013	22.695	29.900	18.418	3:58.417
3	1:10.674	22.370	29.941	18.363	5:09.091
4	1:10.490	22.398	29.701	18.391	6:19.581
5	1:10.448	22.559	29.484	18.405	7:30.029
6	1:10.895	22.624	29.731	18.540	8:40.924

Vueltas	Tempo por vuelta	Sector 1	Sector 2	Sector 3	Tiempo
Nº31 CARDOSO COSTA BEATRIZ					
1	1:11.481	23.021	29.902	18.558	2:47.200
2	1:10.867	22.590	29.816	18.461	3:58.067
3	1:11.212	22.619	30.126	18.467	5:09.279
4	1:10.607	22.432	29.823	18.352	6:19.886
5	1:11.044	22.443	30.176	18.425	7:30.930
6	1:10.764	22.359	29.943	18.462	8:41.694

Vueltas	Tempo por vuelta	Sector 1	Sector 2	Sector 3	Tiempo
Nº32 BARRY-BERG MARIE					
1	1:11.191	22.465	29.819	18.907	2:43.469
2	1:10.144	22.243	29.612	18.289	3:53.613
3	1:10.395	22.323	29.686	18.386	5:04.008
4	1:11.428	22.606	29.827	18.995	6:15.436
5	1:10.374	22.392	29.620	18.362	7:25.810
6	1:10.444	22.371	29.596	18.477	8:36.254

ROOKIE

Warm Up

Vuelta a vuelta

Valor informativo. No Oficial

Vueltas tiempo por vuelta Sector 1 Sector 2 Sector 3 Tiempo

Nº33 SIMONS TORRES ANGELINA

1	1:10.688	22.252	29.921	18.515	2:42.893
2	1:10.647	22.478	29.621	18.548	3:53.540
3	1:10.122	22.092	29.690	18.340	5:03.662
4	1:11.953	23.069	29.883	19.001	6:15.615
5	1:10.392	22.363	29.635	18.394	7:26.007
6	1:10.783	22.352	30.088	18.343	8:36.790

Nº35 ALEXANDER TURNER SAMUEL

1	1:11.326	22.463	30.318	18.545	2:44.728
2	1:11.175	22.728	29.905	18.542	3:55.903
3	1:11.391	22.628	29.766	18.997	5:07.294
4	1:11.798	23.185	29.904	18.709	6:19.092
5	1:11.201	23.023	29.775	18.403	7:30.293
6	1:10.991	22.634	29.662	18.695	8:41.284

Nº37 CUNHA GUSTAVO

1	1:10.992	22.673	29.682	18.637	2:39.894
2	1:11.860	22.883	29.705	19.272	3:51.754
3	1:11.048	22.979	29.622	18.447	5:02.802
4	1:11.448	22.999	29.979	18.470	6:14.250
5	1:11.190	22.345	29.804	19.041	7:25.440
6	1:10.724	22.527	29.886	18.311	8:36.164

Nº38 REUVERS DURAN JEREMY

1	1:10.866	22.376	29.940	18.550	2:42.374
2	1:10.387	22.334	29.672	18.381	3:52.761
3	1:11.003	22.527	29.855	18.621	5:03.764
4	1:11.245	22.599	29.842	18.804	6:15.009
5	1:10.493	22.217	29.470	18.806	7:25.502
6	1:10.190	22.338	29.582	18.270	8:35.692

Nº39 FUENTES LUQUE HUGO

1	1:11.223	22.683	29.933	18.607	2:47.357
2	1:11.198	22.510	30.014	18.674	3:58.555
3	1:11.007	22.374	29.997	18.636	5:09.562
4	1:11.211	22.869	29.826	18.516	6:20.773
5	1:11.181	22.530	30.195	18.456	7:31.954
6	1:10.968	22.536	29.954	18.478	8:42.922

Nº40 IVANOVNA DMITRIEVA GABRIELLA

1	3:07.886	2:16.991	31.448	19.447	4:48.368
2	1:13.569	23.399	30.910	19.260	6:01.937
3	3:05.866	2:15.674	30.959	19.233	9:07.803

ROOKIE

Mangas Clasificatorias (QH)

Documento 13.1 OFICIAL

Resultados

Sujeto a escrutinio & investigaciones deportivas

Pos.	Nº	Piloto	Nac. P.	Consursante	Nac. C.	E0C	M01	M02	Puntos
1	23	WINSTON ROBERT KAMPERIN	ESP	DML MOTORSPORT	ESP	1	0	0	0
2	21	IVAN LUIS GONZALEZ ELLUL	ESP	MONLAU COMPETICION C.E.	ESP	2	3	2	5
3	30	ALEJANDRO MARTINEZ RICO	ESP	PAROLIN SPAIN	ESP	3	4	3	7
4	33	ANGELINA SIMONS TORRES	ESP	AC MOTORSPORT	ESP	4	2	7	9
5	32	MARIE BARRY-BERG	NOR	KIDS TO WIN	ESP	7	5	6	11
6	37	GUSTAVO CUNHA	PRT	AC MOTORSPORT	ESP	5	7	5	12
7	28	BENJAMIN MAÑACH KLISOWSKI	ESP	JOAQUIM CAMPS GAMELL	ESP	10	6	8	14
8	38	JEREMY REUVERS DURAN	ESP	KARTING CLUB CAMPILLOS	ESP	6	11	4	15
9	20	ROC PIÑERA RUSIÑOL	ESP	AUTO CLUB RC2 VALLES	ESP	12	9	9	18
10	25	BRUNO ALEXANDER GREILING	ESP	ALC MOTORSPORT	ESP	13	8	11	19
11	24	MAX CRUZ SANCHEZ	ESP	JAVIER CRUZ MALAVE	ESP	16	14	10	24
12	31	BEATRIZ CARDOSO COSTA	PRT	MONLAU COMPETICION C.E.	ESP	15	15	12	27
13	40	GABRIELLA IVANOVNA DMITRIEVA	ESP	KRS KIDS RACING SCHOOL	ESP	17	10	17	27
14	35	SAMUEL ALEXANDER TURNER	ESP	AC MOTORSPORT	ESP		13	14	27
15	22	ALVARO PERELLO PALACIOS	ESP	TDKART RACING	ESP	8	12	18	30
16	26	NILAS MALIK SONNE	ESP	DML MOTORSPORT	ESP	9	16	15	31
17	39	HUGO FUENTES LUQUE	ESP	CLUB KARTING HUELVA	ESP	14	18	13	31
18	29	DARIO SANCHEZ GALVEZ	ESP	TDKART RACING	ESP	11	17	16	33

ROOKIE

Manga Clasificatoria 2 (MC2) Clasificación

Documento 12.1 OFICIAL

Sujeto a escrutinio & investigaciones deportivas

Pos.	Nº	Piloto	Nac. P.	Consursante	Nac. C.	Equipamiento	Total	Dif.	Interv.	M. Vuelta	Puntos
1	23	WINSTON ROBERT KAMPERIN	ESP	DML MOTORSPORT	ESP	KART REPUBLIC / IAME / VEGA	6			1:10.966	0
2	21	IVAN LUIS GONZALEZ ELLUL	ESP	MONLAU COMPETICION C.E.	ESP	ALONSO KART / IAME / VEGA	6	0.702	0.702	1:11.000	2
3	30	ALEJANDRO MARTINEZ RICO	ESP	PAROLIN SPAIN	ESP	PAROLIN / IAME / VEGA	6	1.498	0.796	1:11.089	3
4	38	JEREMY REUVERS DURAN	ESP	KARTING CLUB CAMPILLOS	ESP	INTREPID / IAME / VEGA	6	1.633	0.135	1:11.395	4
5	37	GUSTAVO CUNHA	PRT	AC MOTORSPORT	ESP	KART REPUBLIC / IAME / VEGA	6	1.811	0.178	1:11.196	5
6	32	MARIE BARRY-BERG	NOR	KIDS TO WIN	ESP	KART REPUBLIC / IAME / VEGA	6	1.839	0.028	1:11.185	6
7	33	ANGELINA SIMONS TORRES	ESP	AC MOTORSPORT	ESP	KART REPUBLIC / IAME / VEGA	6	1.975	0.136	1:11.476	7
8	28	BENJAMIN MAÑACH KLISOWSKI	ESP	JOAQUIM CAMPS GAMELL	ESP	CRG / IAME / VEGA	6	2.228	0.253	1:11.138	8
9	20	ROC PIÑERA RUSIÑOL	ESP	AUTO CLUB RC2 VALLES	ESP	GILLARD / IAME / VEGA	6	2.591	0.363	1:11.761	9
10	24	MAX CRUZ SANCHEZ	ESP	JAVIER CRUZ MALAVE	ESP	FA / IAME / VEGA	6	2.745	0.154	1:11.730	10
11	25	BRUNO ALEXANDER GREILING	ESP	ALC MOTORSPORT	ESP	ALONSO KART / IAME / VEGA	6	2.859	0.114	1:11.658	11
12	31	BEATRIZ CARDOSO COSTA	PRT	MONLAU COMPETICION C.E.	ESP	ALONSO KART / IAME / VEGA	6	3.261	0.402	1:11.743	12
13	39	HUGO FUENTES LUQUE	ESP	CLUB KARTING HUELVA	ESP	KOSMIC / IAME / VEGA	6	3.532	0.271	1:11.723	13
14	35	SAMUEL ALEXANDER TURNER	ESP	AC MOTORSPORT	ESP	KART REPUBLIC / IAME / VEGA	6	3.696	0.164	1:11.607	14
15	26	NILAS MALIK SONNE	ESP	DML MOTORSPORT	ESP	KART REPUBLIC / IAME / VEGA	6	4.501	0.805	1:11.796	15
16	29	DARIO SANCHEZ GALVEZ	ESP	TDKART RACING	ESP	TONY KART / IAME / VEGA	6	4.806	0.305	1:11.500	16
17	40	GABRIELLA IVANOVNA DMITRIEVA	ESP	KRS KIDS RACING SCHOOL	ESP	FA / IAME / VEGA	6	9.646	4.840	1:12.433	17
18	22	ALVARO PERELLO PALACIOS	ESP	TDKART RACING	ESP	TONY KART / IAME / VEGA	6	10.747	1.101	1:11.191	18

Meteo : Soleado Aire : 31°C Pista : Seco

M. Vuelta : Nº23 WINSTON ROBERT KAMPERIN 1:10.966 80.56 Km/h

Evento Grabado : Nº23 WINSTON ROBERT KAMPERIN 1:09.865 81.83 Km/h

ROOKIE

Manga Clasificatoria 2 (MC2)

Valor informativo. No Oficial

Vuelta a vuelta

	1	2	3	4	5	6	7	8	9	10	11	12	13	14	15	16	17	18	19	20	21	22	23	24	25	26	27	28	29	30	31	32	33		
Parilla	23	21	30	33	37	38	32	22	26	28	29	20	25	39	31	24	40	35																	
Salida	23	30	33	21	38	22	37	28	32	20	25	39	24	26	29	35	31	40																	
Vuelta 1 Intervalo					23 0.0								30 0.3		38 0.0	21 0.0	33 0.3		28 0.0	37 0.2	22 0.2	20 0.2	32 0.0	25 0.1	39 0.3	24 0.1		31 0.3	35 0.2	26 0.1	29 0.4		40 0.1		
Vuelta 2				23 0.2								30 0.6			38 0.1	33 0.0		21 0.4	37 0.1	28 0.1	32 0.0	22 0.2	25 0.2	20 0.1	39 0.0	24 0.1		31 0.5	26 0.1	35 0.0	29 0.2		40 0.2		
Vuelta 3								23 0.0				30 0.0			38 0.3	33 0.1		21 0.1	37 0.3	28 0.1	32 0.1	22 0.2	25 0.7	20 0.2	39 0.3	24 0.3		39 0.0	31 0.1	26 0.1	35 0.1	29 0.2		40 0.6	
Vuelta 4						23 0.0						30 0.6	21 0.1		32 0.0	37 0.2	33 0.1	28 0.1	38 0.0	22 0.4		25 0.0	24 0.2	20 0.1	39 1.1	31 0.1			35 0.0	26 0.2	29 0.0		40 1.8		
Vuelta 5									23 0.2	30 0.1	21 0.1				37 0.2	38 0.3	32 0.0	33 0.0		28 0.1	22 0.0	25 0.1	20 0.2	24 0.1	31 0.6	39 0.2	35 0.1	26 1.0			29 0.1		40 2.5		
Vuelta 6								23 0.0				21 0.0	30 0.4		38 0.1	37 0.1	32 0.0	33 0.1		28 0.1	20 0.3	24 0.1	25 0.1	31 0.4	39 0.2	35 0.1	26 0.8	29 0.3				40 3.3	22 1.1		

ROOKIE

Manga Clasificatoria 2 (MC2)

Vuelta a vuelta

Valor informativo. No Oficial

Vueltas	Tempo por vuelta	Sector 1	Sector 2	Sector 3	Tiempo	Vueltas	Tempo por vuelta	Sector 1	Sector 2	Sector 3	Tiempo
Nº20 PIÑERA RUSIÑOL ROC						Nº26 MALIK SONNE NILAS					
1	1:15.855	25.717	30.906	19.232	1:17.730	1	1:17.389	26.019	31.928	19.442	1:19.600
2	1:12.213	22.787	30.371	19.055	2:29.943	2	1:11.999	22.724	30.090	19.185	2:31.599
3	1:11.761	22.741	30.231	18.789	3:41.704	3	1:11.796	22.649	30.191	18.956	3:43.395
4	1:12.227	22.852	30.389	18.986	4:53.931	4	1:12.803	23.477	30.371	18.955	4:56.198
5	1:12.422	23.327	30.204	18.891	6:06.353	5	1:12.397	23.066	30.491	18.840	6:08.595
6	1:12.256	22.963	30.345	18.948	7:18.609	6	1:11.924	22.808	30.196	18.920	7:20.519
Nº21 GONZALEZ ELLUL IVAN LUIS						Nº28 MAÑACH KLISOWSKI BENJAMIN					
1	1:14.782	25.681	30.384	18.717	1:16.302	1	1:15.181	25.597	30.696	18.888	1:16.978
2	1:12.563	23.144	30.904	18.515	2:28.865	2	1:12.261	22.692	30.853	18.716	2:29.239
3	1:11.000	22.486	29.993	18.521	3:39.865	3	1:11.138	22.569	29.969	18.600	3:40.377
4	1:12.322	23.180	29.937	19.205	4:52.187	4	1:12.474	23.090	30.350	19.034	4:52.851
5	1:12.287	22.847	30.340	19.100	6:04.474	5	1:12.993	23.117	30.753	19.123	6:05.844
6	1:12.246	23.125	30.089	19.032	7:16.720	6	1:12.402	23.193	30.466	18.743	7:18.246
Nº22 PERELLO PALACIOS ALVARO						Nº29 SANCHEZ GALVEZ DARIO					
1	1:15.729	25.816	31.126	18.787	1:17.452	1	1:17.749	27.112	31.346	19.291	1:20.006
2	1:12.064	23.165	30.177	18.722	2:29.516	2	1:11.954	22.852	30.182	18.920	2:31.960
3	1:11.191	22.560	29.981	18.650	3:40.707	3	1:11.855	22.923	30.214	18.718	3:43.815
4	1:12.638	22.874	30.536	19.228	4:53.345	4	1:12.453	23.198	30.434	18.821	4:56.268
5	1:12.572	23.155	30.303	19.114	6:05.917	5	1:13.056	23.287	30.313	19.456	6:09.324
6	1:20.848	23.154	38.747	18.947	7:26.765	6	1:11.500	22.548	30.150	18.802	7:20.824
Nº23 ROBERT KAMPERIN WINSTON						Nº30 MARTINEZ RICO ALEJANDRO					
1	1:13.431	24.685	30.295	18.451	1:14.358	1	1:14.737	25.538	30.300	18.899	1:16.143
2	1:10.966	22.586	29.798	18.582	2:25.324	2	1:11.089	22.612	29.883	18.594	2:27.232
3	1:13.029	23.170	30.237	19.622	3:38.353	3	1:11.624	22.665	29.937	19.022	3:38.856
4	1:12.808	23.260	30.292	19.256	4:51.161	4	1:13.181	23.437	30.408	19.336	4:52.037
5	1:13.014	23.349	30.613	19.052	6:04.175	5	1:12.244	22.902	30.293	19.049	6:04.281
6	1:11.843	22.639	30.223	18.981	7:16.018	6	1:13.235	23.812	30.280	19.143	7:17.516
Nº24 CRUZ SANCHEZ MAX						Nº31 CARDOSO COSTA BEATRIZ					
1	1:16.290	25.821	31.351	19.118	1:18.420	1	1:15.545	25.727	30.880	18.938	1:19.159
2	1:11.792	22.900	30.130	18.762	2:30.212	2	1:12.328	22.810	30.180	19.338	2:31.487
3	1:11.818	22.969	30.193	18.656	3:42.030	3	1:11.743	22.668	30.155	18.920	3:43.230
4	1:11.730	22.694	30.140	18.896	4:53.760	4	1:11.980	22.853	30.238	18.889	4:55.210
5	1:12.699	23.699	30.173	18.827	6:06.459	5	1:11.939	22.844	30.209	18.886	6:07.149
6	1:12.304	22.967	30.441	18.896	7:18.763	6	1:12.130	22.739	30.360	19.031	7:19.279
Nº25 ALEXANDER GREILING BRUNO						Nº32 BARRY-BERG MARIE					
1	1:16.007	25.746	31.100	19.161	1:17.985	1	1:15.952	25.916	31.208	18.828	1:17.805
2	1:11.814	22.805	30.279	18.730	2:29.799	2	1:11.506	22.623	30.219	18.664	2:29.311
3	1:11.658	22.776	30.097	18.785	3:41.457	3	1:11.185	22.582	29.956	18.647	3:40.496
4	1:12.039	22.772	30.078	19.189	4:53.496	4	1:11.896	22.945	30.074	18.877	4:52.392
5	1:12.598	23.659	30.117	18.822	6:06.094	5	1:13.055	23.248	30.753	19.054	6:05.447
6	1:12.783	23.335	30.640	18.808	7:18.877	6	1:12.410	23.190	30.225	18.995	7:17.857

ROOKIE

Manga Clasificatoria 2 (MC2)

Vuelta a vuelta

Valor informativo. No Oficial

Vueltas tiempo por vuelta Sector 1 Sector 2 Sector 3 Tiempo

Nº33 SIMONS TORRES ANGELINA

1	1:15.122	25.803	30.704	18.615	1:16.605
2	1:11.549	22.859	30.078	18.612	2:28.154
3	1:11.476	22.715	30.039	18.722	3:39.630
4	1:13.078	23.054	30.123	19.901	4:52.708
5	1:12.823	23.106	30.630	19.087	6:05.531
6	1:12.462	23.182	30.263	19.017	7:17.993

Nº35 ALEXANDER TURNER SAMUEL

1	1:16.073	25.809	31.094	19.170	1:19.423
2	1:12.247	22.667	30.161	19.419	2:31.670
3	1:11.914	22.963	30.098	18.853	3:43.584
4	1:12.393	23.194	30.260	18.939	4:55.977
5	1:11.607	22.849	30.085	18.673	6:07.584
6	1:12.130	23.171	30.237	18.722	7:19.714

Nº37 CUNHA GUSTAVO

1	1:15.442	25.559	31.035	18.848	1:17.207
2	1:11.836	22.622	30.379	18.835	2:29.043
3	1:11.196	22.516	29.993	18.687	3:40.239
4	1:12.365	23.078	30.106	19.181	4:52.604
5	1:12.228	22.878	30.557	18.793	6:04.832
6	1:12.997	23.312	30.597	19.088	7:17.829

Nº38 REUVERS DURAN JEREMY

1	1:14.593	25.452	30.421	18.720	1:16.232
2	1:11.840	22.833	30.157	18.850	2:28.072
3	1:11.395	22.625	30.031	18.739	3:39.467
4	1:13.453	23.900	30.610	18.943	4:52.920
5	1:12.446	22.906	30.647	18.893	6:05.366
6	1:12.285	22.874	30.327	19.084	7:17.651

Nº39 FUENTES LUQUE HUGO

1	1:16.243	25.809	31.572	18.862	1:18.298
2	1:11.723	22.774	30.174	18.775	2:30.021
3	1:13.069	23.723	30.194	19.152	3:43.090
4	1:11.994	22.881	30.177	18.936	4:55.084
5	1:12.307	23.078	30.231	18.998	6:07.391
6	1:12.159	22.822	30.232	19.105	7:19.550

Nº40 IVANOVNA DMITRIEVA GABRIELLA

1	1:15.748	25.191	31.199	19.358	1:20.194
2	1:12.816	23.136	30.728	18.952	2:33.010
3	1:12.433	22.967	30.386	19.080	3:45.443
4	1:13.288	23.133	30.784	19.371	4:58.731
5	1:13.192	23.278	30.667	19.247	6:11.923
6	1:13.741	23.506	31.016	19.219	7:25.664

ROOKIE

Manga Clasificatoria 2 (MC2)

Sujeto a escrutinio & investigaciones deportivas

Parrilla de Salida

40	IVANOVNA DMITRIEVA GABRIELLA FA / IAME / VEGA	ESP	9	35	ALEXANDER TURNER SAMUEL KART REPUBLIC / IAME / VEGA	ESP
31	CARDOSO COSTA BEATRIZ ALONSO KART / IAME / VEGA	PRT	8	24	CRUZ SANCHEZ MAX FA / IAME / VEGA	ESP
25	ALEXANDER GREILING BRUNO ALONSO KART / IAME / VEGA	ESP	7	39	FUENTES LUQUE HUGO KOSMIC / IAME / VEGA	ESP
29	SANCHEZ GALVEZ DARIO TONY KART / IAME / VEGA	ESP	6	20	PIÑERA RUSIÑOL ROC GILLARD / IAME / VEGA	ESP
26	MALIK SONNE NILAS KART REPUBLIC / IAME / VEGA	ESP	5	28	MAÑACH KLISOWSKI BENJAMIN CRG / IAME / VEGA	ESP
32	BARRY-BERG MARIE KART REPUBLIC / IAME / VEGA	NOR	4	22	PERELLO PALACIOS ALVARO TONY KART / IAME / VEGA	ESP
37	CUNHA GUSTAVO KART REPUBLIC / IAME / VEGA	PRT	3	38	REUVERS DURAN JEREMY INTREPID / IAME / VEGA	ESP
30	MARTINEZ RICO ALEJANDRO PAROLIN / IAME / VEGA	ESP	2	33	SIMONS TORRES ANGELINA KART REPUBLIC / IAME / VEGA	ESP
23	ROBERT KAMPERIN WINSTON KART REPUBLIC / IAME / VEGA	ESP	1	21	GONZALEZ ELLUL IVAN LUIS ALONSO KART / IAME / VEGA	ESP

POLE POSITION



Salida : 02/07 - 15:05 6 Total = 9.528 km

CEK 2022 - Campillos (ESP) 01-03/07/2022

cek.rfeda.es / RGMCM

Página 1 / 1

Apex Timing GoRacing

ROOKIE

Manga Clasificatoria 1 (MC1) Clasificación

Documento 11.1 OFICIAL

Sujeto a escrutinio & investigaciones deportivas

Pos.	Nº	Piloto	Nac. P.	Consursante	Nac. C.	Equipamiento	Total	Dif.	Interv.	M. Vuelta	Penalización	Puntos
1 =	23	WINSTON ROBERT KAMPERIN	ESP	DML MOTORSPORT	ESP	KART REPUBLIC / IAME / VEGA	6			1:10.208		0
2 ▲2	33	ANGELINA SIMONS TORRES	ESP	AC MOTORSPORT	ESP	KART REPUBLIC / IAME / VEGA	6	3.379	3.379	1:10.636		2
3 ▼1	21	IVAN LUIS GONZALEZ ELLUL	ESP	MONLAU COMPETICION C.E.	ESP	ALONSO KART / IAME / VEGA	6	4.572	1.193	1:10.681		3
4 ▼1	30	ALEJANDRO MARTINEZ RICO	ESP	PAROLIN SPAIN	ESP	PAROLIN / IAME / VEGA	6	4.610	0.038	1:10.803		4
5 ▲2	32	MARIE BARRY-BERG	NOR	KIDS TO WIN	ESP	KART REPUBLIC / IAME / VEGA	6	4.730	0.120	1:10.775		5
6 ▲4	28	BENJAMIN MAÑACH KLISOWSKI	ESP	JOAQUIM CAMPS GAMELL	ESP	CRG / IAME / VEGA	6	6.083	1.353	1:10.953		6
7 ▼2	37	GUSTAVO CUNHA	PRT	AC MOTORSPORT	ESP	KART REPUBLIC / IAME / VEGA	6	6.149	0.066	1:10.889		7
8 ▲5	25	BRUNO ALEXANDER GREILING	ESP	ALC MOTORSPORT	ESP	ALONSO KART / IAME / VEGA	6	6.810	0.661	1:10.987		8
9 ▲3	20	ROC PIÑERA RUSIÑOL	ESP	AUTO CLUB RC2 VALLES	ESP	GILLARD / IAME / VEGA	6	6.874	0.064	1:11.046		9
10 ▲7	40	GABRIELLA IVANOVNA DMITRIEVA	ESP	KRS KIDS RACING SCHOOL	ESP	FA / IAME / VEGA	6	19.773	12.899	1:11.882	+5.000	10
11 ▼5	38	JEREMY REUVERS DURAN	ESP	KARTING CLUB CAMPILLOS	ESP	INTREPID / IAME / VEGA	6	21.614	1.841	1:10.891		11
12 ▼4	22	ALVARO PERELLO PALACIOS	ESP	TDKART RACING	ESP	TONY KART / IAME / VEGA	6	23.163	1.549	1:11.076		12
13 ▲5	35	SAMUEL ALEXANDER TURNER	ESP	AC MOTORSPORT	ESP	KART REPUBLIC / IAME / VEGA	6	23.240	0.077	1:11.391		13
14 ▲2	24	MAX CRUZ SANCHEZ	ESP	JAVIER CRUZ MALAVE	ESP	FA / IAME / VEGA	6	23.426	0.186	1:11.447	+5.000	14
15 =	31	BEATRIZ CARDOSO COSTA	PRT	MONLAU COMPETICION C.E.	ESP	ALONSO KART / IAME / VEGA	6	29.748	6.322	1:11.811		15
16 ▼7	26	NILAS MALIK SONNE	ESP	DML MOTORSPORT	ESP	KART REPUBLIC / IAME / VEGA	0	6 Total	6 Total			16
17 ▼6	29	DARIO SANCHEZ GALVEZ	ESP	TDKART RACING	ESP	TONY KART / IAME / VEGA	0	6 Total	0.119			17
18 ▼4	39	HUGO FUENTES LUQUE	ESP	CLUB KARTING HUELVA	ESP	KOSMIC / IAME / VEGA	0	6 Total	0.702			18

Nº40 GABRIELLA IVANOVNA DMITRIEVA : +5 Seg. Penalización. Art: 21.5 del RDK

Nº24 MAX CRUZ SANCHEZ : +5 Seg. Penalización. Art: 21.5 del RDK

Meteo : Ligeramente Nuboso Aire : 27°C Pista : Seco M. Vuelta : Nº23 WINSTON ROBERT KAMPERIN 1:10.208 81.43 Km/h
Evento Grabado : Nº23 WINSTON ROBERT KAMPERIN 1:09.865 81.83 Km/h

ROOKIE

Manga Clasificatoria 1 (MC1)

Valor informativo. No Oficial

Vuelta a vuelta

	1	2	3	4	5	6	7	8	9	10	11	12	13	14	15	16	17	18	19	20	21	22	23	24	25	26	27	28	29	30	
Parilla	23	21	30	33	37	38	32	22	26	28	29	20	25	39	31	24	40	35													
Salida	23	30	33	21	38	22	37	28	32	20	26	29	25	31	40	39	24	35													
Vuelta 1 Intervalo				23 0.0						30 0.1				33 0.2		21 0.2		28 0.1	32 0.1	20 0.1	37 0.5		25 0.1	40 0.1	24 9.1	35 4.6	38 1.9	22 0.1		31 2.0	
Vuelta 2			23 0.0										30 0.1	33 0.0		21 0.0		32 0.0	28 0.1		20 0.2	25 0.4	37 0.0	40 0.9	24 9.2	35 4.6	38 1.0	22 0.1		31 2.4	
Vuelta 3		23 0.0											33 0.1	30 0.0		21 0.0		32 0.0	28 1.3	20 0.1	37 0.3	25 0.1		40 0.9	24 8.6	35 4.6	38 0.0	22 0.3		31 1.9	
Vuelta 4		23 0.0											33 0.1	21 0.1	30 0.0			32 0.6	28 2.0	37 0.0	20 0.1	25 0.1		40 1.7	24 7.8	38 4.1	35 0.1	22 0.2		31 1.3	
Vuelta 5			23 0.0											33 0.1	21 0.1	30 0.1	32 0.2	37 2.2	28 0.0	20 0.1	25 0.3			40 3.6	24 5.6	38 3.6	22 0.7	35 0.0		31 1.2	
Vuelta 6			23 0.1											33 0.1		21 0.7	30 0.0	32 0.1	28 1.3	37 0.0	25 0.6	20 0.0		40 5.6	24 3.6	38 3.1	22 1.5	35 0.0		31 0.4	

ROOKIE

Manga Clasificatoria 1 (MC1)

Vuelta a vuelta

Valor informativo. No Oficial

Vueltas	Tempo por vuelta	Sector 1	Sector 2	Sector 3	Tiempo
Nº20 PIÑERA RUSIÑOL ROC					
1	1:14.869	25.034	31.118	18.717	1:17.111
2	1:11.706	22.836	30.095	18.775	2:28.817
3	1:11.877	23.182	30.049	18.646	3:40.694
4	1:11.455	22.511	30.066	18.878	4:52.149
5	1:11.046	22.604	29.876	18.566	6:03.195
6	1:11.603	22.615	29.936	19.052	7:14.798

Vueltas	Tempo por vuelta	Sector 1	Sector 2	Sector 3	Tiempo
Nº21 GONZALEZ ELLUL IVAN LUIS					
1	1:14.477	25.185	30.689	18.603	1:16.352
2	1:10.681	22.418	29.776	18.487	2:27.033
3	1:10.730	22.382	29.757	18.591	3:37.763
4	1:11.051	22.480	30.030	18.541	4:48.814
5	1:11.431	22.527	30.220	18.684	6:00.245
6	1:12.251	23.188	30.107	18.956	7:12.496

Vueltas	Tempo por vuelta	Sector 1	Sector 2	Sector 3	Tiempo
Nº22 PERELLO PALACIOS ALVARO					
1	1:32.322	43.197	30.220	18.905	1:34.335
2	1:11.125	22.536	29.972	18.617	2:45.460
3	1:11.076	22.537	29.941	18.598	3:56.536
4	1:11.172	22.504	30.070	18.598	5:07.708
5	1:11.349	22.462	30.169	18.718	6:19.057
6	1:12.030	23.119	30.038	18.873	7:31.087

Vueltas	Tempo por vuelta	Sector 1	Sector 2	Sector 3	Tiempo
Nº23 ROBERT KAMPERIN WINSTON					
1	1:11.953	23.801	29.666	18.486	1:13.173
2	1:11.095	22.450	29.881	18.764	2:24.268
3	1:10.338	22.372	29.607	18.359	3:34.606
4	1:10.208	22.263	29.592	18.353	4:44.814
5	1:10.546	22.550	29.593	18.403	5:55.360
6	1:12.564	23.163	30.201	19.200	7:07.924

Vueltas	Tempo por vuelta	Sector 1	Sector 2	Sector 3	Tiempo
Nº24 CRUZ SANCHEZ MAX					
1	1:24.402	35.190	30.493	18.719	1:27.602
2	1:11.941	22.966	30.225	18.750	2:39.543
3	1:11.916	22.875	30.261	18.780	3:51.459
4	1:11.807	22.872	30.148	18.787	5:03.266
5	1:11.447	22.741	30.063	18.643	6:14.713
6	1:11.637	22.801	30.096	18.740	7:26.350

Vueltas	Tempo por vuelta	Sector 1	Sector 2	Sector 3	Tiempo
Nº25 ALEXANDER GREILING BRUNO					
1	1:15.526	25.716	30.466	19.344	1:18.256
2	1:10.987	22.449	29.914	18.624	2:29.243
3	1:11.949	23.184	30.183	18.582	3:41.192
4	1:11.106	22.466	29.866	18.774	4:52.298
5	1:11.205	22.690	29.983	18.532	6:03.503
6	1:11.231	22.546	29.836	18.849	7:14.734

Vueltas	Tempo por vuelta	Sector 1	Sector 2	Sector 3	Tiempo
Nº28 MAÑACH KLISOWSKI BENJAMIN					
1	1:14.756	25.297	30.803	18.656	1:16.870
2	1:11.595	22.896	30.180	18.519	2:28.465
3	1:12.059	23.430	30.019	18.610	3:40.524
4	1:11.404	22.527	30.149	18.728	4:51.928
5	1:11.126	22.651	29.929	18.546	6:03.054
6	1:10.953	22.498	29.885	18.570	7:14.007

Vueltas	Tempo por vuelta	Sector 1	Sector 2	Sector 3	Tiempo
Nº30 MARTINEZ RICO ALEJANDRO					
1	1:12.927	24.500	29.979	18.448	1:14.621
2	1:11.759	22.744	29.894	19.121	2:26.380
3	1:10.803	22.573	29.656	18.574	3:37.183
4	1:11.710	22.978	30.006	18.726	4:48.893
5	1:11.545	23.000	29.944	18.601	6:00.438
6	1:12.096	23.243	29.988	18.865	7:12.534

Vueltas	Tempo por vuelta	Sector 1	Sector 2	Sector 3	Tiempo
Nº31 CARDOSO COSTA BEATRIZ					
1	1:34.171	25.188	30.569	38.414	1:37.016
2	1:12.802	23.256	30.814	18.732	2:49.818
3	1:12.000	22.816	30.340	18.844	4:01.818
4	1:11.811	22.843	30.276	18.692	5:13.629
5	1:12.182	23.110	30.338	18.734	6:25.811
6	1:11.861	22.877	30.171	18.813	7:37.672

Vueltas	Tempo por vuelta	Sector 1	Sector 2	Sector 3	Tiempo
Nº32 BARRY-BERG MARIE					
1	1:14.804	25.206	30.765	18.833	1:16.977
2	1:11.334	22.859	29.965	18.510	2:28.311
3	1:10.823	22.410	30.011	18.402	3:39.134
4	1:10.775	22.306	29.837	18.632	4:49.909
5	1:10.813	22.453	29.843	18.517	6:00.722
6	1:11.932	22.724	30.320	18.888	7:12.654

Vueltas	Tempo por vuelta	Sector 1	Sector 2	Sector 3	Tiempo
Nº33 SIMONS TORRES ANGELINA					
1	1:14.032	24.833	30.742	18.457	1:15.803
2	1:10.671	22.358	29.716	18.597	2:26.474
3	1:10.636	22.221	29.797	18.618	3:37.110
4	1:11.566	22.765	30.065	18.736	4:48.676
5	1:11.439	22.282	30.256	18.901	6:00.115
6	1:11.188	22.572	29.740	18.876	7:11.303

Vueltas	Tempo por vuelta	Sector 1	Sector 2	Sector 3	Tiempo
Nº35 ALEXANDER TURNER SAMUEL					
1	1:27.993	37.688	31.290	19.015	1:32.254
2	1:11.981	22.875	30.397	18.709	2:44.235
3	1:11.867	22.810	30.340	18.717	3:56.102
4	1:11.391	22.767	30.091	18.533	5:07.493
5	1:11.619	22.653	30.076	18.890	6:19.112
6	1:12.052	23.206	29.967	18.879	7:31.164

ROOKIE

Manga Clasificatoria 1 (MC1)

Vuelta a vuelta

Valor informativo. No Oficial

Vueltas	Tempo por vuelta	Sector 1	Sector 2	Sector 3	Tiempo
Nº37 CUNHA GUSTAVO					
1	1:15.582	26.369	30.371	18.842	1:17.670
2	1:11.644	22.610	30.262	18.772	2:29.314
3	1:11.760	23.032	30.113	18.615	3:41.074
4	1:10.889	22.328	29.974	18.587	4:51.963
5	1:10.999	22.523	29.868	18.608	6:02.962
6	1:11.111	22.435	29.946	18.730	7:14.073
Nº38 REUVERS DURAN JEREMY					
1	1:32.288	42.745	30.522	19.021	1:34.214
2	1:11.068	22.477	30.004	18.587	2:45.282
3	1:10.891	22.400	29.882	18.609	3:56.173
4	1:11.199	22.540	30.047	18.612	5:07.372
5	1:10.967	22.449	29.969	18.549	6:18.339
6	1:11.199	22.592	29.929	18.678	7:29.538
Nº40 IVANOVNA DMITRIEVA GABRIELLA					
1	1:15.461	25.788	30.335	19.338	1:18.409
2	1:11.882	22.637	30.315	18.930	2:30.291
3	1:12.505	23.074	30.419	19.012	3:42.796
4	1:12.626	22.981	30.587	19.058	4:55.422
5	1:13.620	23.753	30.803	19.064	6:09.042
6	1:13.655	23.441	30.842	19.372	7:22.697

ROOKIE

Manga Clasificatoria 1 (MC1)

Sujeto a escrutinio & investigaciones deportivas

Parrilla de Salida

40	IVANOVNA DMITRIEVA GABRIELLA FA / IAME / VEGA	ESP	9	35	ALEXANDER TURNER SAMUEL KART REPUBLIC / IAME / VEGA	ESP
31	CARDOSO COSTA BEATRIZ ALONSO KART / IAME / VEGA	PRT	8	24	CRUZ SANCHEZ MAX FA / IAME / VEGA	ESP
25	ALEXANDER GREILING BRUNO ALONSO KART / IAME / VEGA	ESP	7	39	FUENTES LUQUE HUGO KOSMIC / IAME / VEGA	ESP
29	SANCHEZ GALVEZ DARIO TONY KART / IAME / VEGA	ESP	6	20	PIÑERA RUSIÑOL ROC GILLARD / IAME / VEGA	ESP
26	MALIK SONNE NILAS KART REPUBLIC / IAME / VEGA	ESP	5	28	MAÑACH KLISOWSKI BENJAMIN CRG / IAME / VEGA	ESP
32	BARRY-BERG MARIE KART REPUBLIC / IAME / VEGA	NOR	4	22	PERELLO PALACIOS ALVARO TONY KART / IAME / VEGA	ESP
37	CUNHA GUSTAVO KART REPUBLIC / IAME / VEGA	PRT	3	38	REUVERS DURAN JEREMY INTREPID / IAME / VEGA	ESP
30	MARTINEZ RICO ALEJANDRO PAROLIN / IAME / VEGA	ESP	2	33	SIMONS TORRES ANGELINA KART REPUBLIC / IAME / VEGA	ESP
23	ROBERT KAMPERIN WINSTON KART REPUBLIC / IAME / VEGA	ESP	1	21	GONZALEZ ELLUL IVAN LUIS ALONSO KART / IAME / VEGA	ESP

POLE POSITION



Salida : 02/07 - 13:05 6 Total = 9.528 km

CEK 2022 - Campillos (ESP) 01-03/07/2022

cek.rfeda.es / RGMCM

Página 1 / 1

Apex Timing GoRacing

ROOKIE

Entrenamientos Oficiales Cronometrados (EOC)

Documento 8.1 OFICIAL

Clasificación

Sujeto a escrutinio & investigaciones deportivas

Pos.	Nº	Piloto	Nac. P.	Consursante	Nac. C.	Equipamiento	Tiempo Vlt.	Dif.	Km/h	Total	
1	23	WINSTON ROBERT KAMPERIN		DML MOTORSPORT		KART REPUBLIC / IAME / VEGA	1:09.865	3	81.83	3	
2	21	IVAN LUIS GONZALEZ ELLUL		MONLAU COMPETICION C.E.		ALONSO KART / IAME / VEGA	1:10.350	1	0.485	81.26	4
3	30	ALEJANDRO MARTINEZ RICO		PAROLIN SPAIN		PAROLIN / IAME / VEGA	1:10.373	3	0.508	81.24	4
4	33	ANGELINA SIMONS TORRES		AC MOTORSPORT		KART REPUBLIC / IAME / VEGA	1:10.380	2	0.515	81.23	4
5	37	GUSTAVO CUNHA		AC MOTORSPORT		KART REPUBLIC / IAME / VEGA	1:10.556	4	0.691	81.03	4
6	38	JEREMY REUVERS DURAN		KARTING CLUB CAMPILLOS		INTREPID / IAME / VEGA	1:10.747	3	0.882	80.81	3
7	32	MARIE BARRY-BERG		KIDS TO WIN		KART REPUBLIC / IAME / VEGA	1:10.762	1	0.897	80.79	4
8	22	ALVARO PERELLO PALACIOS		TDKART RACING		TONY KART / IAME / VEGA	1:10.941	1	1.076	80.59	3
9	26	NILAS MALIK SONNE		DML MOTORSPORT		KART REPUBLIC / IAME / VEGA	1:11.052	3	1.187	80.46	3
10	28	BENJAMIN MAÑACH KLISOWSKI		JOAQUIM CAMPS GAMELL		CRG / IAME / VEGA	1:11.054	2	1.189	80.46	3
11	29	DARIO SANCHEZ GALVEZ		TDKART RACING		TONY KART / IAME / VEGA	1:11.054	3	1.189	80.46	3
12	20	ROC PIÑERA RUSIÑOL		AUTO CLUB RC2 VALLES		GILLARD / IAME / VEGA	1:11.071	3	1.206	80.44	3
13	25	BRUNO ALEXANDER GREILING		ALC MOTORSPORT		ALONSO KART / IAME / VEGA	1:11.419	2	1.554	80.05	3
14	39	HUGO FUENTES LUQUE		CLUB KARTING HUELVA		KOSMIC / IAME / VEGA	1:11.461	2	1.596	80.00	3
15	31	BEATRIZ CARDOSO COSTA		MONLAU COMPETICION C.E.		ALONSO KART / IAME / VEGA	1:11.529	1	1.664	79.92	3
16	24	MAX CRUZ SANCHEZ		JAVIER CRUZ MALAVE		FA / IAME / VEGA	1:11.833	2	1.968	79.58	3
17	40	GABRIELLA IVANOVNA DMITRIEVA		KRS KIDS RACING SCHOOL		FA / IAME / VEGA	1:16.151	1	6.286	75.07	3

No Clasificados

35	SAMUEL ALEXANDER TURNER		AC MOTORSPORT		KART REPUBLIC / IAME / VEGA	Sin Tiempo				
----	-------------------------	--	---------------	--	-----------------------------	------------	--	--	--	--

M. Vuelta : Nº23 WINSTON ROBERT KAMPERIN 1:09.865 81.83 Km/h

Meteo : Soleado Aire : 23°C Pista : Seco

ROOKIE

Entrenamientos Oficiales Cronometrados (EOC)

Valor informativo. No Oficial

Best Sectors Analysis

S1			S2			S3			Ideal Lap Times						
Pos.	Nº	Tiempo	Pos.	Nº	Tiempo	Pos.	Nº	Tiempo	Pos.	Nº	Piloto	Nac. P.	Ideal Lap	Best Lap	Diff.
1	23	22.155	1	23	29.390	1	23	18.298	1	23	ROBERT KAMPERIN WINSTON	ESP	1:09.843	1:09.865	0.022
2	21	22.243	2	30	29.566	2	30	18.390	2	21	GONZALEZ ELLUL IVAN LUIS	ESP	1:10.256	1:10.350	0.094
3	38	22.267	3	21	29.595	3	33	18.393	3	30	MARTINEZ RICO ALEJANDRO	ESP	1:10.313	1:10.373	0.060
4	37	22.269	4	33	29.672	4	21	18.418	4	33	SIMONS TORRES ANGELINA	ESP	1:10.357	1:10.380	0.023
5	33	22.292	5	37	29.739	5	37	18.421	5	37	CUNHA GUSTAVO	PRT	1:10.429	1:10.556	0.127
6	32	22.313	6	38	29.809	6	28	18.471	6	38	REUVERS DURAN JEREMY	ESP	1:10.628	1:10.747	0.119
7	30	22.357	7	32	29.832	7	22	18.475	7	32	BARRY-BERG MARIE	NOR	1:10.637	1:10.762	0.125
8	22	22.363	8	29	29.904	8	32	18.492	8	22	PERELLO PALACIOS ALVARO	ESP	1:10.788	1:10.941	0.153
9	31	22.506	9	26	29.908	9	29	18.527	9	26	MALIK SONNE NILAS	ESP	1:10.985	1:11.052	0.067
10	20	22.515	10	22	29.950	10	26	18.549	10	29	SANCHEZ GALVEZ DARIO	ESP	1:11.002	1:11.054	0.052
11	26	22.528	11	28	29.997	11	20	18.550	11	28	MAÑACH KLISOWSKI BENJAMIN	ESP	1:11.012	1:11.054	0.042
12	28	22.544	12	20	30.003	12	38	18.552	12	20	PIÑERA RUSIÑOL ROC	ESP	1:11.068	1:11.071	0.003
13	29	22.571	13	39	30.075	13	39	18.589	13	31	CARDOSO COSTA BEATRIZ	PRT	1:11.175	1:11.529	0.354
14	25	22.655	14	31	30.077	14	31	18.592	14	25	ALEXANDER GREILING BRUNO	ESP	1:11.393	1:11.419	0.026
15	24	22.732	15	25	30.093	15	25	18.645	15	39	FUENTES LUQUE HUGO	ESP	1:11.419	1:11.461	0.042
16	39	22.755	16	24	30.245	16	24	18.664	16	24	CRUZ SANCHEZ MAX	ESP	1:11.641	1:11.833	0.192
17	40	23.962	17	40	31.730	17	40	19.804	17	40	IVANOVNA DMITRIEVA GABRIELLA	ESP	1:15.496	1:16.151	0.655

ROOKIE

Entrenamientos Oficiales Cronometrados (EOC)

Valor informativo. No Oficial

Vuelta a vuelta

Vueltas	Tempo por vuelta	Sector 1	Sector 2	Sector 3	Tiempo	Vueltas	Tempo por vuelta	Sector 1	Sector 2	Sector 3	Tiempo
Nº20 PIÑERA RUSIÑOL ROC						Nº31 CARDOSO COSTA BEATRIZ					
1	1:14.472	25.493	30.289	18.690	2:47.794	1	1:11.529	22.506	30.077	18.946	2:42.735
2	1:11.543	22.515	30.458	18.570	3:59.337	2	1:11.529	22.619	30.318	18.592	3:54.264
3	1:11.071	22.518	30.003	18.550	5:10.408	3	1:11.697	22.745	30.278	18.674	5:05.961
Nº21 GONZALEZ ELLUL IVAN LUIS						Nº32 BARRY-BERG MARIE					
1	1:10.350	22.243	29.674	18.433	2:35.222	1	1:10.762	22.313	29.879	18.570	2:36.755
2	1:10.417	22.310	29.674	18.433	3:45.639	2	1:10.833	22.443	29.832	18.558	3:47.588
3	1:10.464	22.360	29.686	18.418	4:56.103	3	1:10.949	22.503	29.954	18.492	4:58.537
4	1:10.423	22.335	29.595	18.493	6:06.526	4	1:11.034	22.640	29.856	18.538	6:09.571
Nº22 PERELLO PALACIOS ALVARO						Nº33 SIMONS TORRES ANGELINA					
1	1:10.941	22.363	29.950	18.628	2:57.528	1	1:11.000	22.503	30.017	18.480	2:33.341
2	1:11.161	22.649	30.037	18.475	4:08.689	2	1:10.380	22.292	29.672	18.416	3:43.721
3	1:11.104	22.562	29.991	18.551	5:19.793	3	1:10.995	22.591	29.695	18.709	4:54.716
						4	1:10.637	22.445	29.799	18.393	6:05.353
Nº23 ROBERT KAMPERIN WINSTON						Nº37 CUNHA GUSTAVO					
1	1:09.927	22.155	29.424	18.348	2:55.510	1	1:10.792	22.505	29.779	18.508	2:32.789
2	1:10.226	22.331	29.590	18.305	4:05.736	2	1:10.571	22.269	29.805	18.497	3:43.360
3	1:09.865	22.177	29.390	18.298	5:15.601	3	1:10.632	22.472	29.739	18.421	4:53.992
						4	1:10.556	22.305	29.769	18.482	6:04.548
Nº24 CRUZ SANCHEZ MAX						Nº38 REUVERS DURAN JEREMY					
1	1:14.905	25.620	30.621	18.664	2:47.439	1	1:10.869	22.267	29.869	18.733	2:55.734
2	1:11.833	22.732	30.393	18.708	3:59.272	2	1:11.155	22.509	30.066	18.580	4:06.889
3	1:12.457	22.994	30.245	19.218	5:11.729	3	1:10.747	22.386	29.809	18.552	5:17.636
Nº25 ALEXANDER GREILING BRUNO						Nº39 FUENTES LUQUE HUGO					
1	1:11.724	22.759	30.185	18.780	2:42.381	1	1:11.811	22.755	30.152	18.904	2:42.917
2	1:11.419	22.655	30.093	18.671	3:53.800	2	1:11.461	22.797	30.075	18.589	3:54.378
3	1:12.052	22.813	30.594	18.645	5:05.852	3	1:11.885	22.791	30.259	18.835	5:06.263
Nº26 MALIK SONNE NILAS						Nº40 IVANOVNA DMITRIEVA GABRIELLA					
1	1:11.901	23.250	29.992	18.659	2:47.177	1	1:16.151	23.962	31.730	20.459	2:52.885
2	1:11.152	22.528	30.075	18.549	3:58.329	2	1:18.086	25.657	32.625	19.804	4:10.971
3	1:11.052	22.570	29.908	18.574	5:09.381	3	1:17.021	24.715	32.005	20.301	5:27.992
Nº28 MAÑACH KLISOWSKI BENJAMIN											
1	1:11.872	23.135	30.105	18.632	2:47.077						
2	1:11.054	22.544	30.012	18.498	3:58.131						
3	1:11.075	22.607	29.997	18.471	5:09.206						
Nº29 SANCHEZ GALVEZ DARIO											
1	1:11.868	22.849	30.330	18.689	2:47.918						
2	1:11.512	22.571	30.349	18.592	3:59.430						
3	1:11.054	22.623	29.904	18.527	5:10.484						
Nº30 MARTINEZ RICO ALEJANDRO											
1	1:10.487	22.394	29.652	18.441	2:35.956						
2	1:10.464	22.357	29.717	18.390	3:46.420						
3	1:10.373	22.405	29.566	18.402	4:56.793						
4	1:10.540	22.382	29.712	18.446	6:07.333						

ROOKIE

Warm Up Clasificación

Documento 7

Sujeto a escrutinio & investigaciones deportivas

Pos.	Nº	Piloto	Nac. P.	Consursante	Nac. C.	Equipamiento	Tiempo Vlt.	Dif.	Km/h	Total	
1	23	WINSTON ROBERT KAMPERIN	ESP	DML MOTORSPORT	ESP	KART REPUBLIC / IAME / VEGA	1:10.191	5	81.45	5	
2	37	GUSTAVO CUNHA	PRT	AC MOTORSPORT	ESP	KART REPUBLIC / IAME / VEGA	1:10.382	3	0.191	81.23	5
3	21	IVAN LUIS GONZALEZ ELLUL	ESP	MONLAU COMPETICION C.E.	ESP	ALONSO KART / IAME / VEGA	1:10.383	3	0.192	81.22	5
4	25	BRUNO ALEXANDER GREILING	ESP	ALC MOTORSPORT	ESP	ALONSO KART / IAME / VEGA	1:10.444	4	0.253	81.15	5
5	30	ALEJANDRO MARTINEZ RICO	ESP	PAROLIN SPAIN	ESP	PAROLIN / IAME / VEGA	1:10.494	3	0.303	81.10	5
6	38	JEREMY REUVERS DURAN	ESP	KARTING CLUB CAMPILLOS	ESP	INTREPID / IAME / VEGA	1:10.526	2	0.335	81.06	5
7	33	ANGELINA SIMONS TORRES	ESP	AC MOTORSPORT	ESP	KART REPUBLIC / IAME / VEGA	1:10.528	5	0.337	81.06	5
8	22	ALVARO PERELLO PALACIOS	ESP	TDKART RACING	ESP	TONY KART / IAME / VEGA	1:10.709	3	0.518	80.85	5
9	26	NILAS MALIK SONNE	ESP	DML MOTORSPORT	ESP	KART REPUBLIC / IAME / VEGA	1:10.723	2	0.532	80.83	5
10	28	BENJAMIN MAÑACH KLISOWSKI	ESP	JOAQUIM CAMPS GAMELL	ESP	CRG / IAME / VEGA	1:10.999	5	0.808	80.52	5
11	35	SAMUEL ALEXANDER TURNER	ESP	AC MOTORSPORT	ESP	KART REPUBLIC / IAME / VEGA	1:11.013	5	0.822	80.50	5
12	32	MARIE BARRY-BERG	NOR	KIDS TO WIN	ESP	KART REPUBLIC / IAME / VEGA	1:11.112	3	0.921	80.39	3
13	31	BEATRIZ CARDOSO COSTA	PRT	MONLAU COMPETICION C.E.	ESP	ALONSO KART / IAME / VEGA	1:11.139	4	0.948	80.36	5
14	24	MAX CRUZ SANCHEZ	ESP	JAVIER CRUZ MALAVE	ESP	FA / IAME / VEGA	1:11.301	5	1.110	80.18	5
15	39	HUGO FUENTES LUQUE	ESP	CLUB KARTING HUELVA	ESP	KOSMIC / IAME / VEGA	1:11.340	3	1.149	80.13	5
16	20	ROC PIÑERA RUSIÑOL	ESP	AUTO CLUB RC2 VALLES	ESP	GILLARD / IAME / VEGA	1:11.683	1	1.492	79.75	5
17	29	DARIO SANCHEZ GALVEZ	ESP	TDKART RACING	ESP	TONY KART / IAME / VEGA	1:11.771	3	1.580	79.65	5
18	40	GABRIELLA IVANOVNA DMITRIEVA	ESP	KRS KIDS RACING SCHOOL	ESP	FA / IAME / VEGA	1:13.425	1	3.234	77.86	3

M. Vuelta : Nº23 WINSTON ROBERT KAMPERIN 1:10.191 81.45 Km/h

Meteo : Soleado Aire : 23°C Pista : Seco

ROOKIE

Warm Up

Valor informativo. No Oficial

Best Sectors Analysis

S1			S2			S3			Ideal Lap Times						
Pos.	Nº	Tiempo	Pos.	Nº	Tiempo	Pos.	Nº	Tiempo	Pos.	Nº	Piloto	Nac. P.	Ideal Lap	Best Lap	Diff.
1	37	22.212	1	23	29.616	1	23	18.319	1	23	ROBERT KAMPERIN WINSTON	ESP	1:10.151	1:10.191	0.040
2	23	22.216	2	38	29.619	2	21	18.383	2	21	GONZALEZ ELLUL IVAN LUIS	ESP	1:10.307	1:10.383	0.076
3	21	22.295	3	21	29.629	3	33	18.397	3	37	CUNHA GUSTAVO	PRT	1:10.342	1:10.382	0.040
4	33	22.303	4	25	29.673	4	30	18.417	4	38	REUVERS DURAN JEREMY	ESP	1:10.362	1:10.526	0.164
5	38	22.314	5	37	29.676	5	25	18.424	5	25	ALEXANDER GREILING BRUNO	ESP	1:10.418	1:10.444	0.026
6	25	22.321	6	33	29.736	6	38	18.429	6	33	SIMONS TORRES ANGELINA	ESP	1:10.436	1:10.528	0.092
7	30	22.325	7	30	29.749	7	37	18.454	7	30	MARTINEZ RICO ALEJANDRO	ESP	1:10.491	1:10.494	0.003
8	22	22.366	8	22	29.768	8	35	18.480	8	22	PERELLO PALACIOS ALVARO	ESP	1:10.626	1:10.709	0.083
9	26	22.384	9	26	29.781	9	22	18.492	9	26	MALIK SONNE NILAS	ESP	1:10.710	1:10.723	0.013
10	31	22.472	10	28	29.816	10	28	18.496	10	28	MAÑACH KLISOWSKI BENJAMIN	ESP	1:10.883	1:10.999	0.116
11	35	22.509	11	24	29.984	11	31	18.504	11	35	ALEXANDER TURNER SAMUEL	ESP	1:10.981	1:11.013	0.032
12	24	22.514	12	32	29.990	12	26	18.545	12	31	CARDOSO COSTA BEATRIZ	PRT	1:11.053	1:11.139	0.086
13	32	22.532	13	35	29.992	13	32	18.589	13	32	BARRY-BERG MARIE	NOR	1:11.111	1:11.112	0.001
14	28	22.571	14	31	30.077	14	39	18.616	14	24	CRUZ SANCHEZ MAX	ESP	1:11.162	1:11.301	0.139
15	39	22.630	15	39	30.094	15	24	18.664	15	39	FUENTES LUQUE HUGO	ESP	1:11.340	1:11.340	
16	29	22.669	16	20	30.102	16	29	18.724	16	20	PIÑERA RUSIÑOL ROC	ESP	1:11.551	1:11.683	0.132
17	20	22.714	17	29	30.372	17	20	18.735	17	29	SANCHEZ GALVEZ DARIO	ESP	1:11.765	1:11.771	0.006
18	40	23.309	18	40	30.799	18	40	19.171	18	40	IVANOVNA DMITRIEVA GABRIELLA	ESP	1:13.279	1:13.425	0.146

ROOKIE

Warm Up

Vuelta a vuelta

Valor informativo. No Oficial

Vueltas	Tempo por vuelta	Sector 1	Sector 2	Sector 3	Tiempo	Vueltas	Tempo por vuelta	Sector 1	Sector 2	Sector 3	Tiempo
Nº20 PIÑERA RUSIÑOL ROC						Nº28 MAÑACH KLISOWSKI BENJAMIN					
1	1:11.683	22.810	30.102	18.771	3:49.505	1	1:11.742	22.755	30.224	18.763	3:45.727
2	1:11.845	22.837	30.191	18.817	5:01.350	2	1:11.616	22.571	30.198	18.847	4:57.343
3	1:11.715	22.714	30.180	18.821	6:13.065	3	1:11.174	22.707	29.876	18.591	6:08.517
4	1:13.160	23.697	30.728	18.735	7:26.225	4	1:11.873	23.480	29.816	18.577	7:20.390
5	1:12.402	22.841	30.475	19.086	8:38.627	5	1:10.999	22.643	29.860	18.496	8:31.389
Nº21 GONZALEZ ELLUL IVAN LUIS						Nº29 SANCHEZ GALVEZ DARIO					
1	1:11.053	22.616	29.983	18.454	3:42.778	1	1:12.505	22.761	30.510	19.234	3:57.892
2	1:10.560	22.311	29.753	18.496	4:53.338	2	1:12.225	23.009	30.380	18.836	5:10.117
3	1:10.383	22.371	29.629	18.383	6:03.721	3	1:11.771	22.669	30.372	18.730	6:21.888
4	1:10.412	22.295	29.674	18.443	7:14.133	4	1:12.039	22.783	30.532	18.724	7:33.927
5	1:10.638	22.446	29.733	18.459	8:24.771	5	1:12.053	22.742	30.563	18.748	8:45.980
Nº22 PERELLO PALACIOS ALVARO						Nº30 MARTINEZ RICO ALEJANDRO					
1	1:10.983	22.405	29.768	18.810	3:54.317	1	1:10.922	22.569	29.808	18.545	3:47.345
2	1:10.905	22.513	29.821	18.571	5:05.222	2	1:11.448	22.461	30.098	18.889	4:58.793
3	1:10.709	22.366	29.851	18.492	6:15.931	3	1:10.494	22.325	29.752	18.417	6:09.287
4	1:10.882	22.457	29.864	18.561	7:26.813	4	1:11.252	22.914	29.857	18.481	7:20.539
5	1:11.543	22.637	30.354	18.552	8:38.356	5	1:10.617	22.366	29.749	18.502	8:31.156
Nº23 ROBERT KAMPERIN WINSTON						Nº31 CARDOSO COSTA BEATRIZ					
1	1:15.285	25.665	30.594	19.026	3:43.478	1	1:11.938	22.783	30.511	18.644	3:57.397
2	1:10.963	22.299	30.107	18.557	4:54.441	2	1:11.677	22.918	30.180	18.579	5:09.074
3	1:10.520	22.317	29.771	18.432	6:04.961	3	1:11.207	22.472	30.206	18.529	6:20.281
4	1:10.343	22.309	29.616	18.418	7:15.304	4	1:11.139	22.522	30.113	18.504	7:31.420
5	1:10.191	22.216	29.656	18.319	8:25.495	5	1:11.188	22.540	30.077	18.571	8:42.608
Nº24 CRUZ SANCHEZ MAX						Nº32 BARRY-BERG MARIE					
1	1:12.287	23.002	30.322	18.963	3:45.191	1	3:30.212	2:41.495	30.087	18.630	6:07.077
2	1:12.169	22.696	30.422	19.051	4:57.360	2	1:11.224	22.596	29.990	18.638	7:18.301
3	1:11.474	22.766	29.984	18.724	6:08.834	3	1:11.112	22.532	29.991	18.589	8:29.413
4	1:12.228	23.244	30.320	18.664	7:21.062						
5	1:11.301	22.514	30.076	18.711	8:32.363						
Nº25 ALEXANDER GREILING BRUNO						Nº33 SIMONS TORRES ANGELINA					
1	1:11.950	22.488	30.264	19.198	3:43.935	1	1:11.092	22.659	29.859	18.574	3:46.920
2	1:10.624	22.382	29.769	18.473	4:54.559	2	1:11.412	22.686	30.011	18.715	4:58.332
3	1:10.665	22.464	29.777	18.424	6:05.224	3	1:10.680	22.303	29.774	18.603	6:09.012
4	1:10.444	22.321	29.673	18.450	7:15.668	4	1:10.559	22.426	29.736	18.397	7:19.571
5	1:10.899	22.371	29.888	18.640	8:26.567	5	1:10.528	22.305	29.785	18.438	8:30.099
Nº26 MALIK SONNE NILAS						Nº35 ALEXANDER TURNER SAMUEL					
1	1:15.157	25.809	30.180	19.168	3:44.304	1	1:11.835	22.611	30.543	18.681	3:57.548
2	1:10.723	22.384	29.781	18.558	4:55.027	2	1:11.372	22.682	30.004	18.686	5:08.920
3	1:11.466	22.810	30.066	18.590	6:06.493	3	1:11.182	22.509	30.074	18.599	6:20.102
4	1:11.526	22.581	30.183	18.762	7:18.019	4	1:11.140	22.551	30.109	18.480	7:31.242
5	1:11.637	23.018	30.074	18.545	8:29.656	5	1:11.013	22.541	29.992	18.480	8:42.255
Nº37 CUNHA GUSTAVO											
1	1:11.128	22.638	29.908	18.582	3:55.631						

ROOKIE

Warm Up

Vuelta a vuelta

Valor informativo. No Oficial

Vueltas	Tempo por vuelta	Sector 1	Sector 2	Sector 3	Tiempo
2	1:10.577	22.329	29.752	18.496	5:06.208
3	1:10.382	22.212	29.716	18.454	6:16.590
4	1:10.399	22.252	29.676	18.471	7:26.989
5	1:10.921	22.376	29.937	18.608	8:37.910

Nº38 REUVERS DURAN JEREMY

1	1:12.001	22.591	30.042	19.368	3:44.228
2	1:10.526	22.314	29.769	18.443	4:54.754
3	1:18.408	22.447	33.745	22.216	6:13.162
4	1:11.410	23.233	29.748	18.429	7:24.572
5	1:10.566	22.427	29.619	18.520	8:35.138

Nº39 FUENTES LUQUE HUGO

1	1:11.935	22.933	30.266	18.736	3:46.855
2	1:12.583	22.672	31.111	18.800	4:59.438
3	1:11.340	22.630	30.094	18.616	6:10.778
4	1:11.681	22.961	30.101	18.619	7:22.459
5	1:11.919	22.780	30.400	18.739	8:34.378

Nº40 IVANOVNA DMITRIEVA GABRIELLA

1	1:13.425	23.453	30.801	19.171	3:59.656
2	1:13.494	23.309	30.799	19.386	5:13.150
3	2:47.675	1:57.206	31.221	19.248	8:00.825

ROOKIE

Entrenamientos Privados Colectivos 5 Clasificación

Documento 6

Sujeto a escrutinio & investigaciones deportivas

Pos.	Nº	Piloto	Nac. P.	Consursante	Nac. C.	Equipamiento	Tiempo	Vlta.	Dif.	Km/h	Total
1	21	IVAN LUIS GONZALEZ ELLUL	ESP	MONLAU COMPETICION C.E.	ESP	ALONSO KART / IAME / VEGA	1:10.852	7		80.69	7
2	32	MARIE BARRY-BERG	NOR	KIDS TO WIN	ESP	KART REPUBLIC / IAME / VEGA	1:10.872	7	0.020	80.66	11
3	23	WINSTON ROBERT KAMPERIN	ESP	DML MOTORSPORT	ESP	KART REPUBLIC / IAME / VEGA	1:10.900	9	0.048	80.63	9
4	26	NILAS MALIK SONNE	ESP	DML MOTORSPORT	ESP	KART REPUBLIC / IAME / VEGA	1:10.940	9	0.088	80.59	9
5	38	JEREMY REUVERS DURAN	ESP	KARTING CLUB CAMPILLOS	ESP	INTREPID / IAME / VEGA	1:11.182	9	0.330	80.31	9
6	33	ANGELINA SIMONS TORRES	ESP	AC MOTORSPORT	ESP	KART REPUBLIC / IAME / VEGA	1:11.209	5	0.357	80.28	9
7	28	BENJAMIN MAÑACH KLISOWSKI	ESP	JOAQUIM CAMPS GAMELL	ESP	CRG / IAME / VEGA	1:11.298	6	0.446	80.18	7
8	35	SAMUEL ALEXANDER TURNER	ESP	AC MOTORSPORT	ESP	KART REPUBLIC / IAME / VEGA	1:11.310	7	0.458	80.17	9
9	22	ALVARO PERELLO PALACIOS	ESP	TDKART RACING	ESP	TONY KART / IAME / VEGA	1:11.449	1	0.597	80.01	9
10	30	ALEJANDRO MARTINEZ RICO	ESP	PAROLIN SPAIN	ESP	PAROLIN / IAME / VEGA	1:11.456	9	0.604	80.00	9
11	39	HUGO FUENTES LUQUE	ESP	CLUB KARTING HUELVA	ESP	KOSMIC / IAME / VEGA	1:11.738	10	0.886	79.69	11
12	20	ROC PIÑERA RUSIÑOL	ESP	AUTO CLUB RC2 VALLES	ESP	GILLARD / IAME / VEGA	1:11.775	7	0.923	79.65	9
13	25	BRUNO ALEXANDER GREILING	ESP	ALC MOTORSPORT	ESP	ALONSO KART / IAME / VEGA	1:11.957	3	1.105	79.45	6
14	24	MAX CRUZ SANCHEZ	ESP	JAVIER CRUZ MALAVE	ESP	FA / IAME / VEGA	1:12.000	7	1.148	79.40	7
15	29	DARIO SANCHEZ GALVEZ	ESP	TDKART RACING	ESP	TONY KART / IAME / VEGA	1:12.290	9	1.438	79.08	10
16	40	GABRIELLA IVANOVNA DMITRIEVA	ESP	KRS KIDS RACING SCHOOL	ESP	FA / IAME / VEGA	1:12.824	6	1.972	78.50	6
17	31	BEATRIZ CARDOSO COSTA	PRT	MONLAU COMPETICION C.E.	ESP	ALONSO KART / IAME / VEGA	1:12.939	2	2.087	78.38	6

No Clasificados

27	TONY CACHAFEIRO FERRE	AND	PRAGA RACING SL	ESP	PRAGA / IAME / VEGA	Sin Tiempo					
37	GUSTAVO CUNHA	PRT	AC MOTORSPORT	ESP	KART REPUBLIC / IAME / VEGA	Sin Tiempo					

M. Vuelta : Nº21 IVAN LUIS GONZALEZ ELLUL 1:10.852 80.69 Km/h

Meteo : Soleado Aire : 35°C Pista : Seco

ROOKIE

Entrenamientos Privados Colectivos 5 Best Sectors Analysis

Valor informativo. No Oficial

S1			S2			S3			Ideal Lap Times						
Pos.	Nº	Tiempo	Pos.	Nº	Tiempo	Pos.	Nº	Tiempo	Pos.	Nº	Piloto	Nac. P.	Ideal Lap	Best Lap	Diff.
1	23	22.371	1	23	29.608	1	23	18.437	1	23	ROBERT KAMPERIN WINSTON	ESP	1:10.416	1:10.900	0.484
2	26	22.383	2	32	29.748	2	38	18.442	2	38	REUVERS DURAN JEREMY	ESP	1:10.737	1:11.182	0.445
3	33	22.446	3	21	29.790	3	21	18.494	3	32	BARRY-BERG MARIE	NOR	1:10.769	1:10.872	0.103
4	32	22.476	4	38	29.813	4	33	18.540	4	26	MALIK SONNE NILAS	ESP	1:10.781	1:10.940	0.159
5	38	22.482	5	26	29.846	5	32	18.545	5	21	GONZALEZ ELLUL IVAN LUIS	ESP	1:10.801	1:10.852	0.051
6	21	22.517	6	33	29.887	6	26	18.552	6	33	SIMONS TORRES ANGELINA	ESP	1:10.873	1:11.209	0.336
7	35	22.643	7	25	29.932	7	35	18.572	7	28	MAÑACH KLISOWSKI BENJAMIN	ESP	1:11.219	1:11.298	0.079
8	28	22.648	8	28	29.992	8	22	18.573	8	35	ALEXANDER TURNER SAMUEL	ESP	1:11.220	1:11.310	0.090
9	30	22.681	9	35	30.005	9	28	18.579	9	22	PERELLO PALACIOS ALVARO	ESP	1:11.302	1:11.449	0.147
10	22	22.692	10	22	30.037	10	30	18.661	10	30	MARTINEZ RICO ALEJANDRO	ESP	1:11.406	1:11.456	0.050
11	20	22.757	11	30	30.064	11	39	18.685	11	20	PIÑERA RUSIÑOL ROC	ESP	1:11.585	1:11.775	0.190
12	39	22.837	12	20	30.119	12	20	18.709	12	39	FUENTES LUQUE HUGO	ESP	1:11.648	1:11.738	0.090
13	24	22.858	13	39	30.126	13	24	18.802	13	25	ALEXANDER GREILING BRUNO	ESP	1:11.706	1:11.957	0.251
14	25	22.887	14	24	30.171	14	29	18.879	14	24	CRUZ SANCHEZ MAX	ESP	1:11.831	1:12.000	0.169
15	29	22.918	15	29	30.265	15	31	18.880	15	29	SANCHEZ GALVEZ DARIO	ESP	1:12.062	1:12.290	0.228
16	40	23.076	16	31	30.354	16	25	18.887	16	31	CARDOSO COSTA BEATRIZ	PRT	1:12.489	1:12.939	0.450
17	31	23.255	17	40	30.651	17	40	19.097	17	40	IVANOVNA DMITRIEVA GABRIELLA	ESP	1:12.824	1:12.824	

ROOKIE

Entrenamientos Privados Colectivos 5

Valor informativo. No Oficial

Vuelta a vuelta

Vueltas	Tempo por vuelta	Sector 1	Sector 2	Sector 3	Tiempo	Vueltas	Tempo por vuelta	Sector 1	Sector 2	Sector 3	Tiempo
Nº20 PIÑERA RUSIÑOL ROC						5	1:13.278	23.476	30.925	18.877	10:52.093
1	1:23.170	26.970	36.279	19.921	5:56.022	6	3:38.736	2:49.277	30.520	18.939	14:30.829
2	1:16.451	25.251	32.366	18.834	7:12.473	7	1:12.000	22.858	30.331	18.811	15:42.829
3	1:12.403	22.835	30.660	18.908	8:24.876	Nº25 ALEXANDER GREILING BRUNO					
4	1:13.044	23.354	30.780	18.910	9:37.920	1	3:14.302	2:25.072	30.267	18.963	5:36.824
5	1:14.464	24.187	31.430	18.847	10:52.384	2	2:56.897	2:07.815	30.170	18.912	8:33.721
6	1:11.957	22.979	30.220	18.758	12:04.341	3	1:11.957	22.887	30.172	18.898	9:45.678
7	1:11.775	22.757	30.309	18.709	13:16.116	4	1:11.986	22.973	30.126	18.887	10:57.664
8	1:11.821	22.986	30.119	18.716	14:27.937	5	3:22.410	2:30.373	32.868	19.169	14:20.074
9	1:11.889	22.847	30.332	18.710	15:39.826	6	1:12.610	23.580	29.932	19.098	15:32.684
Nº21 GONZALEZ ELLUL IVAN LUIS						Nº26 MALIK SONNE NILAS					
1	1:10.881	22.527	29.804	18.550	5:29.338	1	1:25.852	25.615	36.044	24.193	5:52.936
2	1:10.882	22.517	29.846	18.519	6:40.220	2	1:15.834	25.079	31.115	19.640	7:08.770
3	1:11.416	22.871	30.001	18.544	7:51.636	3	1:12.879	23.576	30.598	18.705	8:21.649
4	1:11.531	22.915	29.859	18.757	9:03.167	4	1:12.776	23.278	30.667	18.831	9:34.425
5	4:27.694	3:34.774	34.220	18.700	13:30.861	5	1:11.539	23.037	29.846	18.656	10:45.964
6	1:11.621	23.153	29.907	18.561	14:42.482	6	1:11.621	23.163	29.906	18.552	11:57.585
7	1:10.852	22.568	29.790	18.494	15:53.334	7	1:12.834	23.566	30.489	18.779	13:10.419
Nº22 PERELLO PALACIOS ALVARO						8	1:11.699	23.113	29.867	18.719	14:22.118
1	1:11.449	22.804	30.072	18.573	3:35.925	9	1:10.940	22.383	29.920	18.637	15:33.058
2	1:12.146	23.466	30.096	18.584	4:48.071	Nº28 MAÑACH KLISOWSKI BENJAMIN					
3	1:16.758	27.320	30.595	18.843	6:04.829	1	3:41.866	2:52.676	30.230	18.960	6:01.514
4	3:27.649	2:37.484	31.317	18.848	9:32.478	2	1:12.383	23.080	30.347	18.956	7:13.897
5	1:11.581	22.858	30.037	18.686	10:44.059	3	1:12.068	22.763	30.246	19.059	8:25.965
6	1:12.754	24.070	30.080	18.604	11:56.813	4	1:12.025	23.126	29.992	18.907	9:37.990
7	1:15.738	26.612	30.445	18.681	13:12.551	5	1:11.844	23.038	30.034	18.772	10:49.834
8	1:12.008	22.692	30.384	18.932	14:24.559	6	1:11.298	22.648	30.071	18.579	12:01.132
9	1:11.602	22.816	30.160	18.626	15:36.161	7	3:31.074	2:42.131	30.173	18.770	15:32.206
Nº23 ROBERT KAMPERIN WINSTON						Nº29 SANCHEZ GALVEZ DARIO					
1	3:43.256	2:54.258	30.423	18.575	6:00.223	1	1:12.409	23.177	30.326	18.906	3:25.426
2	1:12.439	23.168	30.692	18.579	7:12.662	2	1:17.226	27.348	30.815	19.063	4:42.652
3	1:11.643	23.009	30.016	18.618	8:24.305	3	1:17.022	26.256	31.023	19.743	5:59.674
4	1:11.697	22.845	30.406	18.446	9:36.002	4	1:13.443	22.918	31.308	19.217	7:13.117
5	1:10.979	22.371	29.966	18.642	10:46.981	5	2:09.822	23.255	30.452	1:16.115	9:22.939
6	1:11.371	22.966	29.968	18.437	11:58.352	6	1:16.061	23.984	30.896	21.181	10:39.000
7	1:13.289	23.200	30.424	19.665	13:11.641	7	1:15.147	25.894	30.374	18.879	11:54.147
8	1:11.093	22.932	29.608	18.553	14:22.734	8	1:12.892	23.676	30.273	18.943	13:07.039
9	1:10.900	22.516	29.869	18.515	15:33.634	9	1:12.290	23.051	30.265	18.974	14:19.329
Nº24 CRUZ SANCHEZ MAX						10	1:13.275	22.960	30.944	19.371	15:32.604
1	1:15.713	25.482	30.990	19.241	6:01.309	Nº30 MARTINEZ RICO ALEJANDRO					
2	1:12.857	23.184	30.357	19.316	7:14.166	1	1:23.206	26.992	36.290	19.924	5:55.813
3	1:12.383	22.943	30.409	19.031	8:26.549	2	1:16.529	25.221	32.156	19.152	7:12.342
4	1:12.266	23.293	30.171	18.802	9:38.815	3	1:13.580	23.095	31.092	19.393	8:25.922

ROOKIE

Entrenamientos Privados Colectivos 5

Valor informativo. No Oficial

Vuelta a vuelta

Vueltas	Tempo por vuelta	Sector 1	Sector 2	Sector 3	Tiempo
4	1:12.641	23.668	30.090	18.883	9:38.563
5	1:13.232	23.241	31.068	18.923	10:51.795
6	1:11.708	22.681	30.330	18.697	12:03.503
7	1:11.830	22.937	30.232	18.661	13:15.333
8	1:12.138	23.281	30.103	18.754	14:27.471
9	1:11.456	22.706	30.064	18.686	15:38.927

Nº31 CARDOSO COSTA BEATRIZ

1	1:13.875	23.316	31.321	19.238	6:08.220
2	1:12.939	23.255	30.621	19.063	7:21.159
3	1:13.302	23.925	30.354	19.023	8:34.461
4	3:22.617	2:31.613	31.581	19.423	11:57.078
5	1:13.885	23.858	30.845	19.182	13:10.963
6	1:13.525	24.064	30.581	18.880	14:24.488

Nº32 BARRY-BERG MARIE

1	1:11.287	22.708	29.957	18.622	3:32.135
2	1:12.192	23.454	30.042	18.696	4:44.327
3	1:12.790	23.791	30.293	18.706	5:57.117
4	1:12.446	23.606	30.114	18.726	7:09.563
5	1:12.113	22.957	30.515	18.641	8:21.676
6	1:12.631	22.849	30.102	19.680	9:34.307
7	1:10.872	22.476	29.789	18.607	10:45.179
8	1:11.405	22.844	29.974	18.587	11:56.584
9	1:12.011	23.402	30.052	18.557	13:08.595
10	1:11.841	23.415	29.748	18.678	14:20.436
11	1:11.061	22.518	29.998	18.545	15:31.497

Nº33 SIMONS TORRES ANGELINA

1	1:13.344	24.396	30.166	18.782	6:01.023
2	1:12.771	22.609	30.650	19.512	7:13.794
3	1:11.349	22.446	30.088	18.815	8:25.143
4	1:11.490	22.673	30.101	18.716	9:36.633
5	1:11.209	22.532	29.900	18.777	10:47.842
6	1:11.443	22.500	30.189	18.754	11:59.285
7	1:12.070	22.548	30.523	18.999	13:11.355
8	1:11.239	22.812	29.887	18.540	14:22.594
9	1:11.510	22.579	29.935	18.996	15:34.104

Nº35 ALEXANDER TURNER SAMUEL

1	1:11.578	22.693	30.158	18.727	6:01.424
2	1:11.735	22.649	30.383	18.703	7:13.159
3	1:12.984	22.702	30.376	19.906	8:26.143
4	1:12.270	23.144	30.165	18.961	9:38.413
5	1:13.449	23.602	30.703	19.144	10:51.862
6	1:12.294	22.835	30.778	18.681	12:04.156
7	1:11.310	22.643	30.095	18.572	13:15.466

Vueltas	Tempo por vuelta	Sector 1	Sector 2	Sector 3	Tiempo
8	1:11.639	22.848	30.005	18.786	14:27.105
9	1:11.459	22.773	30.011	18.675	15:38.564

Nº38 REUVERS DURAN JEREMY

1	1:13.356	24.569	30.162	18.625	6:00.778
2	1:11.815	22.659	30.544	18.612	7:12.593
3	1:11.643	22.822	30.202	18.619	8:24.236
4	1:11.509	22.730	30.185	18.594	9:35.745
5	1:11.332	22.550	29.864	18.918	10:47.077
6	1:11.205	22.601	30.162	18.442	11:58.282
7	1:12.048	22.968	30.245	18.835	13:10.330
8	1:11.433	22.802	29.813	18.818	14:21.763
9	1:11.182	22.482	30.049	18.651	15:32.945

Nº39 FUENTES LUQUE HUGO

1	1:12.357	23.209	30.304	18.844	3:32.850
2	1:12.662	23.354	30.369	18.939	4:45.512
3	1:13.075	23.782	30.452	18.841	5:58.587
4	1:13.528	23.803	31.040	18.685	7:12.115
5	1:12.553	22.934	30.312	19.307	8:24.668
6	1:12.465	23.078	30.644	18.743	9:37.133
7	1:12.063	22.890	30.309	18.864	10:49.196
8	1:12.070	22.991	30.258	18.821	12:01.266
9	1:12.090	22.849	30.397	18.844	13:13.356
10	1:11.738	22.837	30.126	18.775	14:25.094
11	1:12.368	22.996	30.473	18.899	15:37.462

Nº40 IVANOVNA DMITRIEVA GABRIELLA

1	1:19.507	23.583	31.142	24.782	5:50.206
2	1:18.425	27.366	31.370	19.689	7:08.631
3	1:15.784	23.627	30.954	21.203	8:24.415
4	1:14.076	23.836	30.691	19.549	9:38.491
5	1:14.507	24.200	30.967	19.340	10:52.998
6	1:12.824	23.076	30.651	19.097	12:05.822

ROOKIE

Entrenamientos Privados Colectivos 4 Clasificación

Documento 5

Sujeto a escrutinio & investigaciones deportivas

Pos.	Nº	Piloto	Nac. P.	Consursante	Nac. C.	Equipamiento	Tiempo	Vlta.	Dif.	Km/h	Total
1	21	IVAN LUIS GONZALEZ ELLUL		MONLAU COMPETICION C.E.		ALONSO KART / IAME / VEGA	1:10.606	2		80.97	11
2	23	WINSTON ROBERT KAMPERIN		DML MOTORSPORT		KART REPUBLIC / IAME / VEGA	1:10.626	4	0.020	80.94	11
3	38	JEREMY REUVERS DURAN		KARTING CLUB CAMPILLOS		INTREPID / IAME / VEGA	1:10.710	4	0.104	80.85	11
4	33	ANGELINA SIMONS TORRES		AC MOTORSPORT		KART REPUBLIC / IAME / VEGA	1:10.902	9	0.296	80.63	9
5	25	BRUNO ALEXANDER GREILING		ALC MOTORSPORT		ALONSO KART / IAME / VEGA	1:10.903	4	0.297	80.63	11
6	30	ALEJANDRO MARTINEZ RICO		PAROLIN SPAIN		PAROLIN / IAME / VEGA	1:10.922	2	0.316	80.61	9
7	37	GUSTAVO CUNHA		AC MOTORSPORT		KART REPUBLIC / IAME / VEGA	1:10.996	4	0.390	80.52	10
8	32	MARIE BARRY-BERG		KIDS TO WIN		KART REPUBLIC / IAME / VEGA	1:11.044	3	0.438	80.47	7
9	28	BENJAMIN MAÑACH KLISOWSKI		JOAQUIM CAMPS GAMELL		CRG / IAME / VEGA	1:11.150	9	0.544	80.35	9
10	22	ALVARO PERELLO PALACIOS		TDKART RACING		TONY KART / IAME / VEGA	1:11.588	8	0.982	79.86	8
11	35	SAMUEL ALEXANDER TURNER		AC MOTORSPORT		KART REPUBLIC / IAME / VEGA	1:11.713	4	1.107	79.72	7
12	29	DARIO SANCHEZ GALVEZ		TDKART RACING		TONY KART / IAME / VEGA	1:11.718	6	1.112	79.71	11
13	20	ROC PIÑERA RUSIÑOL		AUTO CLUB RC2 VALLES		GILLARD / IAME / VEGA	1:11.759	7	1.153	79.67	8
14	24	MAX CRUZ SANCHEZ		JAVIER CRUZ MALAVE		FA / IAME / VEGA	1:11.825	4	1.219	79.59	8
15	31	BEATRIZ CARDOSO COSTA		MONLAU COMPETICION C.E.		ALONSO KART / IAME / VEGA	1:11.865	4	1.259	79.55	8
16	39	HUGO FUENTES LUQUE		CLUB KARTING HUELVA		KOSMIC / IAME / VEGA	1:11.958	5	1.352	79.45	9
17	40	GABRIELLA IVANOVNA DMITRIEVA		KRS KIDS RACING SCHOOL		FA / IAME / VEGA	1:13.423	3	2.817	77.86	8
No Clasificados											
	26	NILAS MALIK SONNE		DML MOTORSPORT		KART REPUBLIC / IAME / VEGA	Sin Tiempo				
	27	TONY CACHAFEIRO FERRE		PRAGA RACING SL		PRAGA / IAME / VEGA	Sin Tiempo				

M. Vuelta : Nº21 IVAN LUIS GONZALEZ ELLUL 1:10.606 80.97 Km/h

Meteo : Soleado Aire : 27°C Pista : Seco

Nº32 04:41

ROOKIE

Entrenamientos Privados Colectivos 4 Best Sectors Analysis

Valor informativo. No Oficial

S1			S2			S3			Ideal Lap Times						
Pos.	Nº	Tiempo	Pos.	Nº	Tiempo	Pos.	Nº	Tiempo	Pos.	Nº	Piloto	Nac. P.	Ideal Lap	Best Lap	Diff.
1	32	22.355	1	23	29.676	1	38	18.431	1	23	ROBERT KAMPERIN WINSTON	ESP	1:10.580	1:10.626	0.046
2	38	22.382	2	21	29.708	2	23	18.448	2	38	REUVERS DURAN JEREMY	ESP	1:10.601	1:10.710	0.109
3	33	22.383	3	37	29.733	3	37	18.455	3	21	GONZALEZ ELLUL IVAN LUIS	ESP	1:10.606	1:10.606	
4	28	22.408	4	30	29.744	4	21	18.475	4	37	CUNHA GUSTAVO	PRT	1:10.683	1:10.996	0.313
5	25	22.416	5	25	29.766	5	30	18.553	5	32	BARRY-BERG MARIE	NOR	1:10.704	1:11.044	0.340
6	21	22.423	6	38	29.788	6	32	18.554	6	30	MARTINEZ RICO ALEJANDRO	ESP	1:10.740	1:10.922	0.182
7	30	22.443	7	32	29.795	7	25	18.561	7	25	ALEXANDER GREILING BRUNO	ESP	1:10.743	1:10.903	0.160
8	23	22.456	8	33	29.799	8	33	18.614	8	33	SIMONS TORRES ANGELINA	ESP	1:10.796	1:10.902	0.106
9	37	22.495	9	28	29.944	9	28	18.633	9	28	MAÑACH KLISOWSKI BENJAMIN	ESP	1:10.985	1:11.150	0.165
10	29	22.675	10	35	30.023	10	22	18.644	10	22	PERELLO PALACIOS ALVARO	ESP	1:11.474	1:11.588	0.114
11	22	22.695	11	39	30.075	11	35	18.662	11	35	ALEXANDER TURNER SAMUEL	ESP	1:11.480	1:11.713	0.233
12	35	22.795	12	20	30.102	12	24	18.677	12	20	PIÑERA RUSIÑOL ROC	ESP	1:11.629	1:11.759	0.130
13	24	22.796	13	22	30.135	13	39	18.718	13	39	FUENTES LUQUE HUGO	ESP	1:11.632	1:11.958	0.326
14	20	22.808	14	29	30.168	14	20	18.719	14	29	SANCHEZ GALVEZ DARIO	ESP	1:11.667	1:11.718	0.051
15	31	22.823	15	24	30.216	15	31	18.799	15	24	CRUZ SANCHEZ MAX	ESP	1:11.689	1:11.825	0.136
16	39	22.839	16	31	30.233	16	29	18.824	16	31	CARDOSO COSTA BEATRIZ	PRT	1:11.855	1:11.865	0.010
17	40	23.506	17	40	30.572	17	40	19.288	17	40	IVANOVNA DMITRIEVA GABRIELLA	ESP	1:13.366	1:13.423	0.057

ROOKIE

Entrenamientos Privados Colectivos 4

Valor informativo. No Oficial

Vuelta a vuelta

Vueltas	Tempo por vuelta	Sector 1	Sector 2	Sector 3	Tiempo	Vueltas	Tempo por vuelta	Sector 1	Sector 2	Sector 3	Tiempo
Nº20 PIÑERA RUSIÑOL ROC						Nº24 CRUZ SANCHEZ MAX					
1	1:12.780	23.520	30.440	18.820	4:14.168	1	1:14.224	23.974	31.158	19.092	3:43.482
2	1:12.502	23.002	30.631	18.869	5:26.670	2	1:12.836	23.005	30.417	19.414	4:56.318
3	1:12.177	22.920	30.445	18.812	6:38.847	3	1:13.304	23.855	30.471	18.978	6:09.622
4	3:51.647	3:02.705	30.207	18.735	10:30.494	4	1:11.825	22.796	30.352	18.677	7:21.447
5	1:11.879	22.979	30.181	18.719	11:42.373	5	1:12.010	22.924	30.216	18.870	8:33.457
6	1:11.873	22.808	30.253	18.812	12:54.246	6	4:15.322	3:23.796	30.786	20.740	12:48.779
7	1:11.759	22.861	30.102	18.796	14:06.005	7	1:12.136	22.833	30.289	19.014	14:00.915
8	1:11.817	22.816	30.212	18.789	15:17.822	8	1:15.709	23.047	30.750	21.912	15:16.624
Nº21 GONZALEZ ELLUL IVAN LUIS						Nº25 ALEXANDER GREILING BRUNO					
1	1:14.931	25.887	30.383	18.661	3:40.529	1	1:12.954	23.813	30.523	18.618	3:43.063
2	1:10.606	22.423	29.708	18.475	4:51.135	2	1:11.061	22.470	29.886	18.705	4:54.124
3	1:11.295	22.567	30.012	18.716	6:02.430	3	1:11.139	22.416	29.977	18.746	6:05.263
4	1:11.073	22.562	29.909	18.602	7:13.503	4	1:10.903	22.576	29.766	18.561	7:16.166
5	1:13.174	23.922	30.655	18.597	8:26.677	5	1:11.168	22.648	29.946	18.574	8:27.334
6	1:11.073	22.524	29.983	18.566	9:37.750	6	1:11.177	22.522	29.992	18.663	9:38.511
7	1:10.973	22.551	29.859	18.563	10:48.723	7	1:11.288	22.501	30.057	18.730	10:49.799
8	1:11.296	22.682	29.963	18.651	12:00.019	8	1:11.382	22.649	29.921	18.812	12:01.181
9	1:11.435	22.560	30.121	18.754	13:11.454	9	1:11.404	22.498	30.073	18.833	13:12.585
10	1:11.401	22.516	30.134	18.751	14:22.855	10	1:11.207	22.639	29.955	18.613	14:23.792
11	1:11.324	22.554	30.160	18.610	15:34.179	11	1:11.106	22.489	29.949	18.668	15:34.898
Nº22 PERELLO PALACIOS ALVARO						Nº28 MAÑACH KLISOWSKI BENJAMIN					
1	1:12.918	23.839	30.311	18.768	4:14.472	1	1:12.773	23.601	30.539	18.633	3:42.548
2	1:11.661	22.702	30.218	18.741	5:26.133	2	1:12.223	22.476	29.951	19.796	4:54.771
3	1:11.704	22.806	30.154	18.744	6:37.837	3	1:11.848	22.714	30.263	18.871	6:06.619
4	3:52.212	3:03.406	30.162	18.644	10:30.049	4	1:19.083	22.747	32.583	23.753	7:25.702
5	1:11.900	22.928	30.181	18.791	11:41.949	5	3:22.552	2:17.551	37.067	27.934	10:48.254
6	1:11.744	22.746	30.257	18.741	12:53.693	6	1:11.882	23.238	29.960	18.684	12:00.136
7	1:11.676	22.794	30.135	18.747	14:05.369	7	1:11.423	22.538	30.158	18.727	13:11.559
8	1:11.588	22.695	30.137	18.756	15:16.957	8	1:11.809	22.501	30.424	18.884	14:23.368
Nº23 ROBERT KAMPERIN WINSTON						Nº29 SANCHEZ GALVEZ DARIO					
1	1:15.558	27.200	29.776	18.582	4:12.563	1	1:12.162	22.872	30.213	19.077	3:47.964
2	1:10.913	22.624	29.736	18.553	5:23.476	2	1:12.008	22.778	30.395	18.835	4:59.972
3	1:11.101	22.456	29.917	18.728	6:34.577	3	1:12.854	23.352	30.429	19.073	6:12.826
4	1:10.626	22.476	29.676	18.474	7:45.203	4	1:12.115	22.706	30.242	19.167	7:24.941
5	1:11.431	22.973	29.847	18.611	8:56.634	5	1:12.492	23.286	30.280	18.926	8:37.433
6	1:10.937	22.509	29.715	18.713	10:07.571	6	1:11.718	22.675	30.219	18.824	9:49.151
7	1:12.276	23.117	30.412	18.747	11:19.847	7	1:11.873	22.769	30.168	18.936	11:01.024
8	1:11.010	22.523	30.034	18.453	12:30.857	8	1:12.101	22.810	30.371	18.920	12:13.125
9	1:11.122	22.780	29.894	18.448	13:41.979	9	1:12.258	23.023	30.385	18.850	13:25.383
10	1:11.067	22.758	29.711	18.598	14:53.046	10	1:11.939	22.733	30.195	19.011	14:37.322
11	1:10.889	22.561	29.730	18.598	16:03.935	11	1:12.529	23.131	30.352	19.046	15:49.851

ROOKIE

Entrenamientos Privados Colectivos 4

Valor informativo. No Oficial

Vuelta a vuelta

Vueltas		Tempo por vuelta		Sector 1	Sector 2	Sector 3	Tiempo	Vueltas		Tempo por vuelta		Sector 1	Sector 2	Sector 3	Tiempo
Nº30 MARTINEZ RICO ALEJANDRO								6	1:11.730	23.039	30.023	18.668		11:41.586	
1	1:11.200	22.779	29.847	18.574			4:12.484	7	3:29.234	2:39.469	31.103	18.662		15:10.820	
2	1:10.922	22.625	29.744	18.553			5:23.406	Nº37 CUNHA GUSTAVO							
3	1:11.075	22.443	29.930	18.702			6:34.481	1	1:12.528	23.525	30.090	18.913		3:41.857	
4	1:11.835	22.973	30.051	18.811			7:46.316	2	1:11.050	22.495	29.849	18.706		4:52.907	
5	1:11.587	22.691	30.177	18.719			8:57.903	3	1:11.112	22.602	29.903	18.607		6:04.019	
6	1:11.586	22.741	30.036	18.809			10:09.489	4	1:10.996	22.568	29.805	18.623		7:15.015	
7	3:24.238	2:35.282	30.096	18.860			13:33.727	5	1:11.190	22.559	30.012	18.619		8:26.205	
8	1:20.223	25.340	32.246	22.637			14:53.950	6	1:11.391	22.662	30.008	18.721		9:37.596	
9	1:11.890	22.846	30.357	18.687			16:05.840	7	1:11.251	22.785	29.850	18.616		10:48.847	
Nº31 CARDOSO COSTA BEATRIZ								8	2:53.305	2:04.910	29.940	18.455		13:42.152	
1	1:14.085	23.690	31.458	18.937			3:43.718	9	1:11.064	22.765	29.733	18.566		14:53.216	
2	1:12.190	22.855	30.477	18.858			4:55.908	10	1:12.384	23.560	30.248	18.576		16:05.600	
3	1:13.440	24.120	30.423	18.897			6:09.348	Nº38 REUVERS DURAN JEREMY							
4	1:11.865	22.823	30.243	18.799			7:21.213	1	1:12.628	23.621	30.311	18.696		3:42.285	
5	1:12.054	22.981	30.233	18.840			8:33.267	2	1:10.818	22.402	29.872	18.544		4:53.103	
6	1:12.411	22.983	30.417	19.011			9:45.678	3	1:11.277	22.510	30.068	18.699		6:04.380	
7	3:22.429	2:32.595	31.004	18.830			13:08.107	4	1:10.710	22.491	29.788	18.431		7:15.090	
8	1:15.631	23.193	32.713	19.725			14:23.738	5	1:11.263	22.600	30.102	18.561		8:26.353	
Nº32 BARRY-BERG MARIE								6	1:11.307	22.586	30.096	18.625		9:37.660	
1	1:35.748	45.308	31.849	18.591			6:02.091	7	1:10.969	22.427	29.962	18.580		10:48.629	
2	3:35.789	2:42.268	34.459	19.062			9:37.880	8	1:11.163	22.621	29.947	18.595		11:59.792	
3	1:11.044	22.600	29.852	18.592			10:48.924	9	1:11.181	22.382	30.169	18.630		13:10.973	
4	1:11.495	22.906	30.035	18.554			12:00.419	10	1:11.355	22.419	30.363	18.573		14:22.328	
5	1:11.210	22.355	30.140	18.715			13:11.629	11	1:11.011	22.454	29.830	18.727		15:33.339	
6	1:11.497	22.580	30.178	18.739			14:23.126	Nº39 FUENTES LUQUE HUGO							
7	1:11.128	22.546	29.795	18.787			15:34.254	1	1:14.750	25.495	30.278	18.977		3:45.160	
Nº33 SIMONS TORRES ANGELINA								2	1:12.446	23.127	30.495	18.824		4:57.606	
1	1:13.084	23.656	30.742	18.686			3:42.882	3	1:12.084	22.982	30.185	18.917		6:09.690	
2	1:11.124	22.446	29.954	18.724			4:54.006	4	1:11.976	22.839	30.419	18.718		7:21.666	
3	1:11.557	22.722	30.082	18.753			6:05.563	5	1:11.958	22.976	30.075	18.907		8:33.624	
4	1:10.982	22.493	29.839	18.650			7:16.545	6	1:12.492	22.968	30.451	19.073		9:46.116	
5	1:11.177	22.574	29.989	18.614			8:27.722	7	1:13.048	23.124	30.616	19.308		10:59.164	
6	3:09.053	2:15.783	34.468	18.802			11:36.775	8	1:12.859	23.229	30.577	19.053		12:12.023	
7	1:11.132	22.383	29.992	18.757			12:47.907	9	1:22.344	32.882	30.561	18.901		13:34.367	
8	1:11.712	22.471	29.990	19.251			13:59.619	Nº40 IVANOVNA DMITRIEVA GABRIELLA							
9	1:10.902	22.473	29.799	18.630			15:10.521	1	1:15.718	24.954	31.099	19.665		3:45.739	
Nº35 ALEXANDER TURNER SAMUEL								2	1:13.856	23.526	31.018	19.312		4:59.595	
1	1:13.872	23.811	31.244	18.817			3:43.790	3	1:13.423	23.506	30.572	19.345		6:13.018	
2	1:12.156	23.049	30.327	18.780			4:55.946	4	2:45.693	1:55.305	31.100	19.288		8:58.711	
3	1:12.854	23.366	30.496	18.992			6:08.800	5	2:45.547	1:55.285	30.817	19.445		11:44.258	
4	1:11.713	22.795	30.203	18.715			7:20.513	6	1:16.999	23.664	31.544	21.791		13:01.257	
5	3:09.343	2:20.562	30.070	18.711			10:29.856	7	1:17.882	26.889	31.235	19.758		14:19.139	

ROOKIE

Entrenamientos Privados Colectivos 4

Valor informativo. No Oficial

Vuelta a vuelta

Vueltas	Tempo por vuelta	Sector 1	Sector 2	Sector 3	Tiempo
8	1:14.202	23.800	30.882	19.520	15:33.341

ROOKIE

Entrenamientos Privados Colectivos 3 Clasificación

Documento 4

Sujeto a escrutinio & investigaciones deportivas

Pos.	Nº	Piloto	Nac. P.	Consursante	Nac. C.	Equipamiento	Tiempo	Vlta.	Dif.	Km/h	Total
1	38	JEREMY REUVERS DURAN		KARTING CLUB CAMPILLOS		INTREPID / IAME / VEGA	1:10.041	11		81.62	11
2	23	WINSTON ROBERT KAMPERIN		DML MOTORSPORT		KART REPUBLIC / IAME / VEGA	1:10.102	3	0.061	81.55	12
3	37	GUSTAVO CUNHA		AC MOTORSPORT		KART REPUBLIC / IAME / VEGA	1:10.385	7	0.344	81.22	11
4	25	BRUNO ALEXANDER GREILING		ALC MOTORSPORT		ALONSO KART / IAME / VEGA	1:10.436	3	0.395	81.16	11
5	33	ANGELINA SIMONS TORRES		AC MOTORSPORT		KART REPUBLIC / IAME / VEGA	1:10.451	9	0.410	81.15	9
6	35	SAMUEL ALEXANDER TURNER		AC MOTORSPORT		KART REPUBLIC / IAME / VEGA	1:10.497	3	0.456	81.09	7
7	22	ALVARO PERELLO PALACIOS		TDKART RACING		TONY KART / IAME / VEGA	1:10.819	6	0.778	80.72	10
8	21	IVAN LUIS GONZALEZ ELLUL		MONLAU COMPETICION C.E.		ALONSO KART / IAME / VEGA	1:10.872	4	0.831	80.66	4
9	30	ALEJANDRO MARTINEZ RICO		PAROLIN SPAIN		PAROLIN / IAME / VEGA	1:10.963	11	0.922	80.56	11
10	29	DARIO SANCHEZ GALVEZ		TDKART RACING		TONY KART / IAME / VEGA	1:10.977	5	0.936	80.54	12
11	26	NILAS MALIK SONNE		DML MOTORSPORT		KART REPUBLIC / IAME / VEGA	1:10.988	5	0.947	80.53	12
12	31	BEATRIZ CARDOSO COSTA		MONLAU COMPETICION C.E.		ALONSO KART / IAME / VEGA	1:11.102	9	1.061	80.40	10
13	28	BENJAMIN MAÑACH KLISOWSKI		JOAQUIM CAMPS GAMELL		CRG / IAME / VEGA	1:11.126	7	1.085	80.38	10
14	20	ROC PIÑERA RUSIÑOL		AUTO CLUB RC2 VALLES		GILLARD / IAME / VEGA	1:11.187	4	1.146	80.31	9
15	39	HUGO FUENTES LUQUE		CLUB KARTING HUELVA		KOSMIC / IAME / VEGA	1:11.291	6	1.250	80.19	9
16	24	MAX CRUZ SANCHEZ		JAVIER CRUZ MALAVE		FA / IAME / VEGA	1:11.378	4	1.337	80.09	10
17	40	GABRIELLA IVANOVNA DMITRIEVA		KRS KIDS RACING SCHOOL		FA / IAME / VEGA	1:12.335	7	2.294	79.03	8
18	32	MARIE BARRY-BERG		KIDS TO WIN		KART REPUBLIC / IAME / VEGA	1:13.119	1	3.078	78.18	4

No Clasificados

27	TONY CACHAFEIRO FERRE		PRAGA RACING SL		PRAGA / IAME / VEGA	Sin Tiempo					
----	-----------------------	--	-----------------	--	---------------------	------------	--	--	--	--	--

M. Vuelta : Nº38 JEREMY REUVERS DURAN 1:10.041 81.62 Km/h

Meteo : Soleado Aire : 28°C Pista : Seco

ROOKIE

Entrenamientos Privados Colectivos 3 Best Sectors Analysis

Valor informativo. No Oficial

S1			S2			S3			Ideal Lap Times						
Pos.	Nº	Tiempo	Pos.	Nº	Tiempo	Pos.	Nº	Tiempo	Pos.	Nº	Piloto	Nac. P.	Ideal Lap	Best Lap	Diff.
1	23	22.121	1	23	29.368	1	38	18.311	1	23	ROBERT KAMPERIN WINSTON	ESP	1:09.801	1:10.102	0.301
2	38	22.183	2	35	29.519	2	23	18.312	2	38	REUVERS DURAN JEREMY	ESP	1:10.025	1:10.041	0.016
3	37	22.254	3	38	29.531	3	37	18.354	3	35	ALEXANDER TURNER SAMUEL	ESP	1:10.155	1:10.497	0.342
4	33	22.263	4	37	29.594	4	35	18.369	4	37	CUNHA GUSTAVO	PRT	1:10.202	1:10.385	0.183
5	35	22.267	5	25	29.615	5	33	18.390	5	33	SIMONS TORRES ANGELINA	ESP	1:10.356	1:10.451	0.095
6	25	22.291	6	33	29.703	6	25	18.471	6	25	ALEXANDER GREILING BRUNO	ESP	1:10.377	1:10.436	0.059
7	31	22.335	7	22	29.715	7	22	18.491	7	22	PERELLO PALACIOS ALVARO	ESP	1:10.636	1:10.819	0.183
8	22	22.430	8	30	29.746	8	21	18.512	8	31	CARDOSO COSTA BEATRIZ	PRT	1:10.815	1:11.102	0.287
9	26	22.475	9	29	29.783	9	30	18.520	9	30	MARTINEZ RICO ALEJANDRO	ESP	1:10.854	1:10.963	0.109
10	20	22.480	10	21	29.839	10	31	18.535	10	29	SANCHEZ GALVEZ DARIO	ESP	1:10.866	1:10.977	0.111
11	24	22.518	11	28	29.846	11	24	18.543	11	21	GONZALEZ ELLUL IVAN LUIS	ESP	1:10.872	1:10.872	
12	21	22.521	12	24	29.855	12	20	18.544	12	26	MALIK SONNE NILAS	ESP	1:10.903	1:10.988	0.085
13	28	22.526	13	26	29.879	13	29	18.546	13	24	CRUZ SANCHEZ MAX	ESP	1:10.916	1:11.378	0.462
14	29	22.537	14	39	29.906	14	26	18.549	14	28	MAÑACH KLISOWSKI BENJAMIN	ESP	1:10.947	1:11.126	0.179
15	30	22.588	15	31	29.945	15	39	18.553	15	20	PIÑERA RUSIÑOL ROC	ESP	1:11.006	1:11.187	0.181
16	39	22.602	16	20	29.982	16	28	18.575	16	39	FUENTES LUQUE HUGO	ESP	1:11.061	1:11.291	0.230
17	40	22.873	17	40	30.174	17	40	18.857	17	40	IVANOVNA DMITRIEVA GABRIELLA	ESP	1:11.904	1:12.335	0.431
18	32	23.315	18	32	30.548	18	32	18.910	18	32	BARRY-BERG MARIE	NOR	1:12.773	1:13.119	0.346

ROOKIE

Entrenamientos Privados Colectivos 3

Valor informativo. No Oficial

Vuelta a vuelta

Vueltas	Tempo por vuelta	Sector 1	Sector 2	Sector 3	Tiempo	Vueltas	Tempo por vuelta	Sector 1	Sector 2	Sector 3	Tiempo
Nº20 PIÑERA RUSIÑOL ROC											
1	1:11.393	22.512	30.079	18.802	2:37.961	4	1:11.378	22.518	30.147	18.713	6:23.186
2	1:11.799	22.480	30.067	19.252	3:49.760	5	1:11.572	22.658	30.239	18.675	7:34.758
3	1:11.508	22.604	30.360	18.544	5:01.268	6	1:11.791	22.859	30.131	18.801	8:46.549
4	1:11.187	22.599	29.982	18.606	6:12.455	7	3:15.997	2:19.976	33.699	22.322	12:02.546
5	4:40.519	3:50.934	30.861	18.724	10:52.974	8	1:12.006	23.329	29.855	18.822	13:14.552
6	1:11.767	22.716	30.344	18.707	12:04.741	9	1:11.385	22.549	29.995	18.841	14:25.937
7	1:12.772	23.015	30.510	19.247	13:17.513	10	1:11.976	22.826	30.204	18.946	15:37.913
8	1:12.716	23.140	30.474	19.102	14:30.229	Nº25 ALEXANDER GREILING BRUNO					
9	1:12.518	22.941	30.591	18.986	15:42.747	1	1:11.799	22.536	29.745	19.518	3:49.591
Nº21 GONZALEZ ELLUL IVAN LUIS											
1	1:11.507	22.666	30.011	18.830	2:40.353	2	1:11.015	22.698	29.763	18.554	5:00.606
2	1:11.206	22.599	29.913	18.694	3:51.559	3	1:10.436	22.291	29.616	18.529	6:11.042
3	1:11.075	22.591	29.875	18.609	5:02.634	4	1:11.293	22.783	29.893	18.617	7:22.335
4	1:10.872	22.521	29.839	18.512	6:13.506	5	1:10.605	22.346	29.615	18.644	8:32.940
Nº22 PERELLO PALACIOS ALVARO											
1	1:11.184	22.598	29.934	18.652	2:42.683	6	1:10.722	22.404	29.836	18.482	9:43.662
2	1:11.136	22.618	29.966	18.552	3:53.819	7	1:11.415	22.671	30.136	18.608	10:55.077
3	1:10.936	22.494	29.930	18.512	5:04.755	8	1:10.747	22.432	29.844	18.471	12:05.824
4	1:11.293	22.533	29.851	18.909	6:16.048	9	1:11.159	22.588	29.922	18.649	13:16.983
5	3:29.479	2:41.093	29.865	18.521	9:45.527	10	1:11.196	22.471	30.013	18.712	14:28.179
6	1:10.819	22.507	29.821	18.491	10:56.346	11	1:11.063	22.623	29.837	18.603	15:39.242
7	1:10.889	22.679	29.715	18.495	12:07.235	Nº26 MALIK SONNE NILAS					
8	1:10.889	22.430	29.836	18.623	13:18.124	1	1:12.349	23.097	30.025	19.227	2:47.892
9	1:11.222	22.856	29.855	18.511	14:29.346	2	1:11.382	22.718	30.045	18.619	3:59.274
10	1:11.088	22.544	29.834	18.710	15:40.434	3	1:11.262	22.641	30.016	18.605	5:10.536
Nº23 ROBERT KAMPERIN WINSTON											
1	1:11.188	22.190	30.211	18.787	2:37.003	4	1:11.272	22.598	29.879	18.795	6:21.808
2	1:10.672	22.121	29.450	19.101	3:47.675	5	1:10.988	22.475	29.897	18.616	7:32.796
3	1:10.102	22.307	29.483	18.312	4:57.777	6	1:11.563	22.735	30.006	18.822	8:44.359
4	1:10.116	22.284	29.368	18.464	6:07.893	7	1:11.652	22.963	30.140	18.549	9:56.011
5	1:11.703	23.759	29.530	18.414	7:19.596	8	1:12.461	23.441	30.053	18.967	11:08.472
6	1:10.846	22.912	29.567	18.367	8:30.442	9	1:11.388	22.600	30.018	18.770	12:19.860
7	1:10.800	22.459	29.942	18.399	9:41.242	10	1:11.153	22.587	29.930	18.636	13:31.013
8	1:10.777	22.390	29.874	18.513	10:52.019	11	1:11.454	22.679	29.996	18.779	14:42.467
9	1:10.543	22.274	29.634	18.635	12:02.562	12	1:11.764	22.874	30.139	18.751	15:54.231
10	1:10.313	22.416	29.555	18.342	13:12.875	Nº28 MAÑACH KLISOWSKI BENJAMIN					
11	1:12.948	23.009	30.900	19.039	14:25.823	1	3:17.916	2:28.949	30.301	18.666	4:54.314
12	1:11.665	22.876	30.339	18.450	15:37.488	2	1:12.272	23.339	30.045	18.888	6:06.586
Nº24 CRUZ SANCHEZ MAX											
1	1:12.007	22.905	30.414	18.688	2:48.064	3	1:11.763	22.999	29.875	18.889	7:18.349
2	1:11.987	22.897	30.098	18.992	4:00.051	4	1:12.845	24.058	30.153	18.634	8:31.194
3	1:11.757	22.758	30.456	18.543	5:11.808	5	1:12.252	23.174	30.164	18.914	9:43.446
						6	1:11.756	22.699	30.398	18.659	10:55.202
						7	1:11.126	22.554	29.997	18.575	12:06.328
						8	1:11.216	22.526	30.104	18.586	13:17.544
						9	1:11.346	22.602	30.108	18.636	14:28.890
						10	1:11.473	22.783	29.846	18.844	15:40.363

ROOKIE

Entrenamientos Privados Colectivos 3

Valor informativo. No Oficial

Vuelta a vuelta

Vueltas	Tempo por vuelta	Sector 1	Sector 2	Sector 3	Tiempo	Vueltas	Tempo por vuelta	Sector 1	Sector 2	Sector 3	Tiempo
Nº29 SANCHEZ GALVEZ DARIO						Nº33 SIMONS TORRES ANGELINA					
1	1:11.905	23.146	29.941	18.818	2:46.623	1	1:12.117	22.277	29.714	20.126	3:49.522
2	1:11.772	22.807	30.196	18.769	3:58.395	2	1:11.149	22.550	29.852	18.747	5:00.671
3	1:11.524	22.746	30.017	18.761	5:09.919	3	1:10.640	22.362	29.711	18.567	6:11.311
4	1:12.578	22.694	30.324	19.560	6:22.497	4	1:11.133	22.500	30.058	18.575	7:22.444
5	1:10.977	22.633	29.783	18.561	7:33.474	5	1:10.787	22.458	29.791	18.538	8:33.231
6	1:11.241	22.664	29.982	18.595	8:44.715	6	3:27.915	2:34.629	34.133	19.153	12:01.146
7	1:11.364	22.791	30.027	18.546	9:56.079	7	1:11.381	22.731	29.703	18.947	13:12.527
8	1:12.277	23.538	30.020	18.719	11:08.356	8	1:10.980	22.676	29.718	18.586	14:23.507
9	1:11.221	22.537	30.023	18.661	12:19.577	9	1:10.451	22.263	29.798	18.390	15:33.958
10	1:11.506	22.745	29.918	18.843	13:31.083	Nº35 ALEXANDER TURNER SAMUEL					
11	1:11.337	22.739	29.961	18.637	14:42.420	1	1:13.631	25.426	29.754	18.451	8:29.700
12	1:11.863	23.144	30.023	18.696	15:54.283	2	1:11.458	22.542	30.278	18.638	9:41.158
Nº30 MARTINEZ RICO ALEJANDRO						3	1:10.497	22.267	29.861	18.369	10:51.655
1	1:11.692	23.041	30.024	18.627	3:43.852	4	1:10.999	22.516	29.519	18.964	12:02.654
2	1:11.389	22.741	29.928	18.720	4:55.241	5	1:10.904	22.669	29.739	18.496	13:13.558
3	1:12.582	23.428	30.167	18.987	6:07.823	6	1:12.132	22.754	30.306	19.072	14:25.690
4	1:13.644	24.742	30.254	18.648	7:21.467	7	1:10.740	22.656	29.692	18.392	15:36.430
5	1:11.542	22.700	29.992	18.850	8:33.009	Nº37 CUNHA GUSTAVO					
6	1:11.261	22.891	29.847	18.523	9:44.270	1	1:11.516	22.448	29.920	19.148	3:49.091
7	1:11.187	22.588	29.939	18.660	10:55.457	2	1:10.591	22.313	29.869	18.409	4:59.682
8	1:11.033	22.650	29.863	18.520	12:06.490	3	1:10.789	22.374	29.687	18.728	6:10.471
9	1:11.123	22.630	29.949	18.544	13:17.613	4	1:10.785	22.501	29.930	18.354	7:21.256
10	1:11.363	22.800	29.956	18.607	14:28.976	5	1:10.390	22.319	29.616	18.455	8:31.646
11	1:10.963	22.605	29.746	18.612	15:39.939	6	1:11.144	22.733	29.780	18.631	9:42.790
Nº31 CARDOSO COSTA BEATRIZ						7	1:10.385	22.337	29.594	18.454	10:53.175
1	1:11.605	22.651	30.278	18.676	2:48.124	8	1:10.571	22.302	29.663	18.606	12:03.746
2	1:12.550	23.164	30.581	18.805	4:00.674	9	1:10.650	22.433	29.752	18.465	13:14.396
3	1:11.627	23.139	29.945	18.543	5:12.301	10	1:10.946	22.254	29.898	18.794	14:25.342
4	1:11.346	22.483	30.213	18.650	6:23.647	11	1:10.596	22.433	29.713	18.450	15:35.938
5	1:11.415	22.721	30.003	18.691	7:35.062	Nº38 REUVERS DURAN JEREMY					
6	1:11.688	22.725	30.050	18.913	8:46.750	1	1:10.701	22.468	29.771	18.462	3:43.205
7	3:14.813	2:18.334	34.257	22.222	12:01.563	2	1:10.743	22.391	29.774	18.578	4:53.948
8	1:13.620	24.444	30.641	18.535	13:15.183	3	1:12.732	24.583	29.774	18.375	6:06.680
9	1:11.102	22.335	30.022	18.745	14:26.285	4	1:12.292	24.135	29.531	18.626	7:18.972
10	1:11.878	22.724	30.306	18.848	15:38.163	5	1:11.659	22.987	29.910	18.762	8:30.631
Nº32 BARRY-BERG MARIE						6	1:11.415	22.425	30.659	18.331	9:42.046
1	1:13.119	23.315	30.548	19.256	2:47.746	7	1:10.284	22.267	29.685	18.332	10:52.330
2	3:22.339	2:32.589	30.840	18.910	6:10.085	8	1:10.414	22.185	29.577	18.652	12:02.744
3	5:00.491	4:09.666	31.232	19.593	11:10.576	9	1:10.881	22.968	29.548	18.365	13:13.625
4	1:15.643	24.472	31.300	19.871	12:26.219	10	1:10.526	22.511	29.672	18.343	14:24.151
						11	1:10.041	22.183	29.547	18.311	15:34.192

ROOKIE

Entrenamientos Privados Colectivos 3

Valor informativo. No Oficial

Vuelta a vuelta

Vueltas tiempo por vuelta Sector 1 Sector 2 Sector 3 Tiempo

Nº39 FUENTES LUQUE HUGO

1	1:11.620	22.902	30.088	18.630	6:06.253
2	1:12.027	22.806	30.206	19.015	7:18.280
3	1:12.781	23.352	30.178	19.251	8:31.061
4	1:12.313	22.682	30.539	19.092	9:43.374
5	1:12.004	22.698	30.573	18.733	10:55.378
6	1:11.291	22.832	29.906	18.553	12:06.669
7	1:11.359	22.602	30.039	18.718	13:18.028
8	1:11.971	23.297	30.027	18.647	14:29.999
9	1:11.916	22.863	30.168	18.885	15:41.915

Nº40 IVANOVNA DMITRIEVA GABRIELLA

1	1:12.697	22.873	30.882	18.942	2:49.789
2	1:13.673	23.210	31.347	19.116	4:03.462
3	1:12.635	23.017	30.510	19.108	5:16.097
4	1:13.431	23.257	30.749	19.425	6:29.528
5	3:13.937	2:22.032	32.042	19.863	9:43.465
6	1:12.688	23.657	30.174	18.857	10:56.153
7	1:12.335	22.960	30.196	19.179	12:08.488
8	1:13.483	23.376	30.820	19.287	13:21.971

ROOKIE

Entrenamientos Privados Colectivos 2 Clasificación

Documento 3

Sujeto a escrutinio & investigaciones deportivas

Pos.	Nº	Piloto	Nac. P.	Consursante	Nac. C.	Equipamiento	Tiempo	Vlta.	Dif.	Km/h	Total
1	38	JEREMY REUVERS DURAN	ESP	KARTING CLUB CAMPILLOS	ESP	INTREPID / IAME / VEGA	1:09.845	3		81.85	5
2	33	ANGELINA SIMONS TORRES	ESP	AC MOTORSPORT	ESP	KART REPUBLIC / IAME / VEGA	1:10.079	3	0.234	81.58	7
3	23	WINSTON ROBERT KAMPERIN	ESP	DML MOTORSPORT	ESP	KART REPUBLIC / IAME / VEGA	1:10.081	3	0.236	81.57	7
4	21	IVAN LUIS GONZALEZ ELLUL	ESP	MONLAU COMPETICION C.E.	ESP	ALONSO KART / IAME / VEGA	1:10.133	3	0.288	81.51	7
5	37	GUSTAVO CUNHA	PRT	AC MOTORSPORT	ESP	KART REPUBLIC / IAME / VEGA	1:10.151	2	0.306	81.49	7
6	26	NILAS MALIK SONNE	ESP	DML MOTORSPORT	ESP	KART REPUBLIC / IAME / VEGA	1:10.354	1	0.509	81.26	8
7	30	ALEJANDRO MARTINEZ RICO	ESP	PAROLIN SPAIN	ESP	PAROLIN / IAME / VEGA	1:10.405	2	0.560	81.20	6
8	22	ALVARO PERELLO PALACIOS	ESP	TDKART RACING	ESP	TONY KART / IAME / VEGA	1:10.844	3	0.999	80.70	8
9	25	BRUNO ALEXANDER GREILING	ESP	ALC MOTORSPORT	ESP	ALONSO KART / IAME / VEGA	1:10.972	4	1.127	80.55	8
10	39	HUGO FUENTES LUQUE	ESP	CLUB KARTING HUELVA	ESP	KOSMIC / IAME / VEGA	1:10.987	3	1.142	80.53	8
11	20	ROC PIÑERA RUSIÑOL	ESP	AUTO CLUB RC2 VALLES	ESP	GILLARD / IAME / VEGA	1:11.060	3	1.215	80.45	6
12	31	BEATRIZ CARDOSO COSTA	PRT	MONLAU COMPETICION C.E.	ESP	ALONSO KART / IAME / VEGA	1:11.292	3	1.447	80.19	7
13	35	SAMUEL ALEXANDER TURNER	ESP	AC MOTORSPORT	ESP	KART REPUBLIC / IAME / VEGA	1:11.459	1	1.614	80.00	4
14	29	DARIO SANCHEZ GALVEZ	ESP	TDKART RACING	ESP	TONY KART / IAME / VEGA	1:11.466	1	1.621	79.99	6
15	24	MAX CRUZ SANCHEZ	ESP	JAVIER CRUZ MALAVE	ESP	FA / IAME / VEGA	1:11.955	4	2.110	79.45	5
16	32	MARIE BARRY-BERG	NOR	KIDS TO WIN	ESP	KART REPUBLIC / IAME / VEGA	1:12.010	4	2.165	79.39	4
17	40	GABRIELLA IVANOVNA DMITRIEVA	ESP	KRS KIDS RACING SCHOOL	ESP	FA / IAME / VEGA	1:12.983	1	3.138	78.33	6

No Clasificados

27	TONY CACHAFEIRO FERRE	AND	PRAGA RACING SL	ESP	PRAGA / IAME / VEGA	Sin Tiempo					
28	BENJAMIN MAÑACH KLISOWSKI	ESP	JOAQUIM CAMPS GAMELL	ESP	CRG / IAME / VEGA	Sin Tiempo					

M. Vuelta : Nº38 JEREMY REUVERS DURAN 1:09.845 81.85 Km/h

Meteo : Soleado Aire : 21°C Pista : Seco

Nº28 08:15

ROOKIE

Entrenamientos Privados Colectivos 2 Best Sectors Analysis

Valor informativo. No Oficial

S1			S2			S3			Ideal Lap Times						
Pos.	Nº	Tiempo	Pos.	Nº	Tiempo	Pos.	Nº	Tiempo	Pos.	Nº	Piloto	Nac. P.	Ideal Lap	Best Lap	Diff.
1	38	22.063	1	23	29.300	1	37	18.286	1	37	CUNHA GUSTAVO		1:09.711	1:10.151	0.440
2	33	22.097	2	37	29.316	2	21	18.294	2	23	ROBERT KAMPERIN WINSTON		1:09.765	1:10.081	0.316
3	23	22.107	3	38	29.385	3	38	18.324	3	38	REUVERS DURAN JEREMY		1:09.772	1:09.845	0.073
4	37	22.109	4	33	29.393	4	23	18.358	4	33	SIMONS TORRES ANGELINA		1:09.908	1:10.079	0.171
5	21	22.208	5	21	29.530	5	30	18.401	5	21	GONZALEZ ELLUL IVAN LUIS		1:10.032	1:10.133	0.101
6	26	22.286	6	30	29.561	6	33	18.418	6	30	MARTINEZ RICO ALEJANDRO		1:10.303	1:10.405	0.102
7	30	22.341	7	24	29.570	7	35	18.435	7	26	MALIK SONNE NILAS		1:10.342	1:10.354	0.012
8	32	22.409	8	26	29.594	8	26	18.462	8	25	ALEXANDER GREILING BRUNO		1:10.704	1:10.972	0.268
9	22	22.428	9	25	29.645	9	22	18.475	9	22	PERELLO PALACIOS ALVARO		1:10.718	1:10.844	0.126
10	31	22.450	10	31	29.775	10	39	18.513	10	39	FUENTES LUQUE HUGO		1:10.895	1:10.987	0.092
11	25	22.473	11	22	29.815	11	20	18.573	11	31	CARDOSO COSTA BEATRIZ		1:10.913	1:11.292	0.379
12	39	22.494	12	39	29.888	12	25	18.586	12	20	PIÑERA RUSIÑOL ROC		1:11.031	1:11.060	0.029
13	20	22.539	13	20	29.919	13	32	18.649	13	24	CRUZ SANCHEZ MAX		1:11.055	1:11.955	0.900
14	29	22.581	14	35	30.110	14	31	18.688	14	35	ALEXANDER TURNER SAMUEL		1:11.167	1:11.459	0.292
15	35	22.622	15	29	30.154	15	24	18.689	15	32	BARRY-BERG MARIE		1:11.229	1:12.010	0.781
16	24	22.796	16	32	30.171	16	29	18.721	16	29	SANCHEZ GALVEZ DARIO		1:11.456	1:11.466	0.010
17	40	23.068	17	40	30.613	17	40	19.022	17	40	IVANOVNA DMITRIEVA GABRIELLA		1:12.703	1:12.983	0.280

ROOKIE

Entrenamientos Privados Colectivos 2

Valor informativo. No Oficial

Vuelta a vuelta

Vueltas	Tempo por vuelta	Sector 1	Sector 2	Sector 3	Tiempo	Vueltas	Tempo por vuelta	Sector 1	Sector 2	Sector 3	Tiempo
Nº20 PIÑERA RUSIÑOL ROC						Nº26 MALIK SONNE NILAS					
1	1:11.238	22.693	29.931	18.614	2:46.680	4	1:10.972	22.473	29.793	18.706	6:12.821
2	1:11.723	22.621	30.161	18.941	3:58.403	5	1:11.099	22.495	29.820	18.784	7:23.920
3	1:11.060	22.539	29.948	18.573	5:09.463	6	1:11.470	22.708	30.084	18.678	8:35.390
4	3:09.392	2:20.488	30.281	18.623	8:18.855	7	1:11.303	22.829	29.817	18.657	9:46.693
5	1:11.749	22.770	30.154	18.825	9:30.604	8	1:11.770	22.706	30.343	18.721	10:58.463
6	1:11.457	22.700	29.919	18.838	10:42.061	Nº29 SANCHEZ GALVEZ DARIO					
Nº21 GONZALEZ ELLUL IVAN LUIS						1	1:10.354	22.286	29.594	18.474	2:42.773
1	1:12.165	23.578	30.129	18.458	2:39.546	2	1:10.522	22.354	29.673	18.495	3:53.295
2	1:10.461	22.579	29.533	18.349	3:50.007	3	1:10.468	22.295	29.619	18.554	5:03.763
3	1:10.133	22.309	29.530	18.294	5:00.140	4	1:10.968	22.502	29.888	18.578	6:14.731
4	1:10.148	22.208	29.579	18.361	6:10.288	5	1:11.116	22.496	29.817	18.803	7:25.847
5	1:16.418	22.925	29.586	23.907	7:26.706	6	1:13.648	22.629	32.557	18.462	8:39.495
6	1:12.466	23.490	30.488	18.488	8:39.172	7	1:11.134	22.344	30.321	18.469	9:50.629
7	1:11.255	22.315	30.232	18.708	9:50.427	8	1:11.024	22.590	29.829	18.605	11:01.653
Nº22 PERELLO PALACIOS ALVARO						Nº30 MARTINEZ RICO ALEJANDRO					
1	1:11.126	22.672	29.892	18.562	2:48.387	1	1:11.466	22.591	30.154	18.721	2:48.052
2	1:11.786	22.552	30.256	18.978	4:00.173	2	1:12.227	22.581	30.588	19.058	4:00.279
3	1:10.844	22.442	29.927	18.475	5:11.017	3	3:15.653	2:25.815	30.739	19.099	7:15.932
4	1:11.333	22.925	29.815	18.593	6:22.350	4	1:13.857	23.161	31.646	19.050	8:29.789
5	1:11.305	22.428	30.119	18.758	7:33.655	5	1:12.967	23.842	30.285	18.840	9:42.756
6	1:11.129	22.633	29.950	18.546	8:44.784	6	1:12.348	23.008	30.504	18.836	10:55.104
7	1:11.079	22.659	29.894	18.526	9:55.863	Nº31 CARDOSO COSTA BEATRIZ					
8	1:11.168	22.560	29.944	18.664	11:07.031	1	1:11.808	22.816	30.304	18.688	2:41.489
Nº23 ROBERT KAMPERIN WINSTON						2	1:10.405	22.341	29.663	18.401	3:53.106
1	1:10.317	22.584	29.300	18.433	3:49.672	3	3:23.547	2:30.372	34.229	18.946	7:16.653
2	1:10.330	22.511	29.452	18.367	5:00.002	4	1:12.848	22.589	30.917	19.342	8:29.501
3	1:10.081	22.107	29.553	18.421	6:10.083	5	1:11.278	22.809	29.561	18.908	9:40.779
4	1:11.856	22.591	29.534	19.731	7:21.939	6	1:11.409	22.509	30.246	18.654	10:52.188
5	1:10.779	22.671	29.649	18.459	8:32.718	Nº32 BARRY-BERG MARIE					
6	1:10.473	22.348	29.648	18.477	9:43.191	1	1:27.601	34.136	34.158	19.307	4:57.536
7	1:10.266	22.295	29.613	18.358	10:53.457	2	1:12.236	23.336	30.174	18.726	6:09.772
Nº24 CRUZ SANCHEZ MAX						3	3:37.577	2:48.757	30.171	18.649	9:47.349
1	1:12.381	23.489	29.913	18.979	6:09.169	4	1:12.010	22.409	30.279	19.322	10:59.359
2	1:13.204	22.796	29.570	20.838	7:22.373	Nº25 ALEXANDER GREILING BRUNO					
3	1:11.998	23.285	30.024	18.689	8:34.371	1	1:12.201	22.614	30.136	19.451	2:39.356
4	1:11.955	23.045	30.156	18.754	9:46.326	2	1:11.302	23.071	29.645	18.586	3:50.658
5	1:12.722	22.909	30.430	19.383	10:59.048	3	1:11.191	22.738	29.749	18.704	5:01.849

ROOKIE

Entrenamientos Privados Colectivos 2

Valor informativo. No Oficial

Vuelta a vuelta

Vueltas		Tiempo por vuelta		Sector 1	Sector 2	Sector 3	Tiempo	
Nº33 SIMONS TORRES ANGELINA		6	1:13.384	23.361	30.962	19.061	11:03.763	
1	1:11.242	22.248	29.600	19.394	3:49.301			
2	1:10.629	22.802	29.393	18.434	4:59.930			
3	1:10.079	22.097	29.564	18.418	6:10.009			
4	1:12.347	22.344	29.644	20.359	7:22.356			
5	1:11.177	22.855	29.848	18.474	8:33.533			
6	1:10.591	22.376	29.774	18.441	9:44.124			
7	1:10.763	22.422	29.870	18.471	10:54.887			
Nº35 ALEXANDER TURNER SAMUEL								
1	1:11.459	22.622	30.110	18.727	2:46.172			
2	5:38.029	4:42.216	34.633	21.180	8:24.201			
3	1:14.437	24.688	31.042	18.707	9:38.638			
4	1:14.182	24.575	31.172	18.435	10:52.820			
Nº37 CUNHA GUSTAVO								
1	1:10.275	22.662	29.316	18.297	3:49.466			
2	1:10.151	22.296	29.443	18.412	4:59.617			
3	1:10.272	22.177	29.598	18.497	6:09.889			
4	1:10.683	22.230	29.562	18.891	7:20.572			
5	1:10.479	22.256	29.937	18.286	8:31.051			
6	1:10.715	22.499	29.556	18.660	9:41.766			
7	1:10.236	22.109	29.797	18.330	10:52.002			
Nº38 REUVERS DURAN JEREMY								
1	1:10.085	22.349	29.385	18.351	3:50.817			
2	1:10.199	22.409	29.435	18.355	5:01.016			
3	1:09.845	22.063	29.458	18.324	6:10.861			
4	1:28.505	22.257	29.510	36.738	7:39.366			
5	1:12.193	23.842	29.835	18.516	8:51.559			
Nº39 FUENTES LUQUE HUGO								
1	1:13.049	24.227	30.045	18.777	2:40.368			
2	1:11.184	22.642	29.999	18.543	3:51.552			
3	1:10.987	22.494	29.909	18.584	5:02.539			
4	1:11.262	22.655	29.956	18.651	6:13.801			
5	1:11.942	22.725	30.126	19.091	7:25.743			
6	1:12.804	22.829	31.239	18.736	8:38.547			
7	1:11.949	22.814	30.622	18.513	9:50.496			
8	1:11.061	22.515	29.888	18.658	11:01.557			
Nº40 IVANOVNA DMITRIEVA GABRIELLA								
1	1:12.983	23.068	30.613	19.302	2:50.063			
2	1:27.474	27.647	35.652	24.175	4:17.537			
3	3:05.713	2:09.998	32.660	23.055	7:23.250			
4	1:13.816	23.679	31.115	19.022	8:37.066			
5	1:13.313	23.242	30.827	19.244	9:50.379			

ROOKIE

Entrenamientos Privados Colectivos 1 Clasificación

Documento 2

Sujeto a escrutinio & investigaciones deportivas

Pos.	Nº	Piloto	Nac. P.	Consursante	Nac. C.	Equipamiento	Tiempo Vlt.	Dif.	Km/h	Total	
1	38	JEREMY REUVERS DURAN	ESP	KARTING CLUB CAMPILLOS	ESP	INTREPID / IAME / VEGA	1:10.337	4	81.28	8	
2	37	GUSTAVO CUNHA	PRT	AC MOTORSPORT	ESP	KART REPUBLIC / IAME / VEGA	1:10.388	7	0.051	81.22	7
3	33	ANGELINA SIMONS TORRES	ESP	AC MOTORSPORT	ESP	KART REPUBLIC / IAME / VEGA	1:10.517	6	0.180	81.07	7
4	30	ALEJANDRO MARTINEZ RICO	ESP	PAROLIN SPAIN	ESP	PAROLIN / IAME / VEGA	1:10.643	7	0.306	80.93	7
5	23	WINSTON ROBERT KAMPERIN	ESP	DML MOTORSPORT	ESP	KART REPUBLIC / IAME / VEGA	1:10.681	6	0.344	80.88	7
6	21	IVAN LUIS GONZALEZ ELLUL	ESP	MONLAU COMPETICION C.E.	ESP	ALONSO KART / IAME / VEGA	1:10.690	7	0.353	80.87	7
7	26	NILAS MALIK SONNE	ESP	DML MOTORSPORT	ESP	KART REPUBLIC / IAME / VEGA	1:10.726	7	0.389	80.83	7
8	32	MARIE BARRY-BERG	NOR	KIDS TO WIN	ESP	KART REPUBLIC / IAME / VEGA	1:10.740	6	0.403	80.81	7
9	35	SAMUEL ALEXANDER TURNER	ESP	AC MOTORSPORT	ESP	KART REPUBLIC / IAME / VEGA	1:10.900	6	0.563	80.63	7
10	25	BRUNO ALEXANDER GREILING	ESP	ALC MOTORSPORT	ESP	ALONSO KART / IAME / VEGA	1:10.932	7	0.595	80.60	7
11	39	HUGO FUENTES LUQUE	ESP	CLUB KARTING HUELVA	ESP	KOSMIC / IAME / VEGA	1:11.226	6	0.889	80.26	6
12	24	MAX CRUZ SANCHEZ	ESP	JAVIER CRUZ MALAVE	ESP	FA / IAME / VEGA	1:11.500	5	1.163	79.96	6
13	22	ALVARO PERELLO PALACIOS	ESP	TDKART RACING	ESP	TONY KART / IAME / VEGA	1:11.509	4	1.172	79.95	6
14	29	DARIO SANCHEZ GALVEZ	ESP	TDKART RACING	ESP	TONY KART / IAME / VEGA	1:11.613	7	1.276	79.83	7
15	40	GABRIELLA IVANOVNA DMITRIEVA	ESP	KRS KIDS RACING SCHOOL	ESP	FA / IAME / VEGA	1:13.092	3	2.755	78.21	5

No Clasificados

20	ROC PIÑERA RUSIÑOL	ESP	AUTO CLUB RC2 VALLES	ESP	GILLARD / IAME / VEGA	Sin Tiempo				
27	TONY CACHAFEIRO FERRE	AND	PRAGA RACING SL	ESP	PRAGA / IAME / VEGA	Sin Tiempo				
28	BENJAMIN MAÑACH KLISOWSKI	ESP	JOAQUIM CAMPS GAMELL	ESP	CRG / IAME / VEGA	Sin Tiempo				
31	BEATRIZ CARDOSO COSTA	PRT	MONLAU COMPETICION C.E.	ESP	ALONSO KART / IAME / VEGA	Sin Tiempo				

M. Vuelta : Nº38 JEREMY REUVERS DURAN 1:10.337 81.28 Km/h

Nº20 04:39

ROOKIE

Entrenamientos Privados Colectivos 1 Best Sectors Analysis

Valor informativo. No Oficial

S1			S2			S3			Ideal Lap Times						
Pos.	Nº	Tiempo	Pos.	Nº	Tiempo	Pos.	Nº	Tiempo	Pos.	Nº	Piloto	Nac. P.	Ideal Lap	Best Lap	Diff.
1	23	22.251	1	38	29.497	1	23	18.256	1	23	ROBERT KAMPERIN WINSTON	ESP	1:10.191	1:10.681	0.490
1	21	22.251	2	37	29.578	2	21	18.326	2	38	REUVERS DURAN JEREMY	ESP	1:10.210	1:10.337	0.127
3	33	22.255	3	23	29.684	3	32	18.362	3	21	GONZALEZ ELLUL IVAN LUIS	ESP	1:10.281	1:10.690	0.409
4	38	22.288	4	30	29.703	4	33	18.386	4	37	CUNHA GUSTAVO	PRT	1:10.352	1:10.388	0.036
5	35	22.313	5	21	29.704	5	35	18.400	5	33	SIMONS TORRES ANGELINA	ESP	1:10.353	1:10.517	0.164
6	25	22.314	6	33	29.712	6	38	18.425	6	35	ALEXANDER TURNER SAMUEL	ESP	1:10.442	1:10.900	0.458
7	37	22.331	7	35	29.729	7	24	18.430	7	32	BARRY-BERG MARIE	NOR	1:10.543	1:10.740	0.197
8	32	22.406	8	25	29.741	8	37	18.443	8	25	ALEXANDER GREILING BRUNO	ESP	1:10.550	1:10.932	0.382
9	26	22.416	9	32	29.775	9	30	18.473	9	30	MARTINEZ RICO ALEJANDRO	ESP	1:10.604	1:10.643	0.039
10	30	22.428	10	26	29.796	10	25	18.495	10	26	MALIK SONNE NILAS	ESP	1:10.726	1:10.726	
11	39	22.454	11	24	29.889	11	26	18.514	11	22	PERELLO PALACIOS ALVARO	ESP	1:11.091	1:11.509	0.418
12	22	22.528	12	22	29.956	12	39	18.528	12	24	CRUZ SANCHEZ MAX	ESP	1:11.123	1:11.500	0.377
13	29	22.708	13	29	30.075	13	22	18.607	13	39	FUENTES LUQUE HUGO	ESP	1:11.171	1:11.226	0.055
14	24	22.804	14	39	30.189	14	29	18.802	14	29	SANCHEZ GALVEZ DARIO	ESP	1:11.585	1:11.613	0.028
15	40	23.107	15	40	30.707	15	40	19.149	15	40	IVANOVNA DMITRIEVA GABRIELLA	ESP	1:12.963	1:13.092	0.129

ROOKIE

Entrenamientos Privados Colectivos 1

Valor informativo. No Oficial

Vuelta a vuelta

Vuelta a vuelta						Vuelta a vuelta					
Vueltas	Tempo por vuelta	Sector 1	Sector 2	Sector 3	Tiempo	Vueltas	Tempo por vuelta	Sector 1	Sector 2	Sector 3	Tiempo
Nº21 GONZALEZ ELLUL IVAN LUIS						Nº29 SANCHEZ GALVEZ DARIO					
1	1:13.237	23.936	30.190	19.111	3:47.089	4	1:11.273	22.568	29.893	18.812	7:24.435
2	1:11.478	22.627	29.932	18.919	4:58.567	5	1:11.337	22.585	30.197	18.555	8:35.772
3	1:11.533	22.353	30.350	18.830	6:10.100	6	1:11.461	22.995	29.939	18.527	9:47.233
4	1:11.177	23.115	29.736	18.326	7:21.277	7	1:10.726	22.416	29.796	18.514	10:57.959
5	1:11.950	22.524	29.810	19.616	8:33.227	Nº29 SANCHEZ GALVEZ DARIO					
6	1:11.582	23.400	29.760	18.422	9:44.809	1	1:43.579	32.833	44.246	26.500	3:21.239
7	1:10.690	22.251	29.704	18.735	10:55.499	2	1:13.994	24.349	30.675	18.970	4:35.233
Nº22 PERELLO PALACIOS ALVARO						Nº30 MARTINEZ RICO ALEJANDRO					
1	1:44.472	33.685	44.364	26.423	3:21.013	1	1:14.026	24.122	30.311	19.593	3:48.321
2	2:45.036	1:50.771	35.505	18.760	6:06.049	2	1:13.489	23.330	31.493	18.666	5:01.810
3	1:11.790	22.866	30.304	18.620	7:17.839	3	1:11.653	22.926	30.066	18.661	6:13.463
4	1:11.509	22.743	30.159	18.607	8:29.348	4	1:11.161	22.522	30.060	18.579	7:24.624
5	1:13.122	22.723	31.086	19.313	9:42.470	5	1:11.328	22.587	30.160	18.581	8:35.952
6	1:11.957	22.528	29.956	19.473	10:54.427	6	1:10.962	22.700	29.789	18.473	9:46.914
Nº23 ROBERT KAMPERIN WINSTON						Nº32 BARRY-BERG MARIE					
1	1:17.492	25.793	32.102	19.597	3:47.183	1	1:13.368	23.668	30.375	19.325	3:48.250
2	1:11.276	22.652	29.988	18.636	4:58.459	2	1:12.809	23.313	30.384	19.112	5:01.059
3	1:11.740	22.548	30.505	18.687	6:10.199	3	1:11.377	22.988	29.858	18.531	6:12.436
4	1:11.374	23.190	29.928	18.256	7:21.573	4	1:11.340	22.416	30.494	18.430	7:23.776
5	1:10.707	22.451	29.761	18.495	8:32.280	5	1:11.182	22.506	29.775	18.901	8:34.958
6	1:10.681	22.251	29.793	18.637	9:42.961	6	1:10.740	22.470	29.908	18.362	9:45.698
7	1:11.145	22.934	29.684	18.527	10:54.106	7	1:11.355	22.406	29.915	19.034	10:57.053
Nº24 CRUZ SANCHEZ MAX						Nº33 SIMONS TORRES ANGELINA					
1	1:13.715	23.861	30.805	19.049	2:50.590	1	1:15.045	25.935	30.260	18.850	3:45.860
2	1:16.817	23.092	33.787	19.938	4:07.407	2	1:12.501	22.943	30.566	18.992	4:58.361
3	3:11.344	2:21.959	30.628	18.757	7:18.751	3	1:11.452	22.480	30.017	18.955	6:09.813
4	1:11.847	22.906	30.511	18.430	8:30.598	4	1:11.690	23.322	29.982	18.386	7:21.503
5	1:11.500	22.804	29.889	18.807	9:42.098	5	1:10.687	22.433	29.771	18.483	8:32.190
6	1:13.289	23.140	30.602	19.547	10:55.387	6	1:10.517	22.255	29.712	18.550	9:42.707
Nº25 ALEXANDER GREILING BRUNO						Nº35 ALEXANDER TURNER SAMUEL					
1	1:13.981	23.538	30.486	19.957	3:49.096	1	1:17.836	26.139	31.724	19.973	3:47.653
2	1:12.541	23.629	30.230	18.682	5:01.637	2	1:13.065	23.614	30.258	19.193	5:00.718
3	1:11.117	22.732	29.860	18.525	6:12.754	3	1:11.107	22.550	29.983	18.574	6:11.825
4	1:11.535	22.547	30.139	18.849	7:24.289	4	1:12.225	22.539	31.051	18.635	7:24.050
5	1:11.109	22.629	29.849	18.631	8:35.398	5	1:10.975	22.502	29.729	18.744	8:35.025
6	1:11.099	22.863	29.741	18.495	9:46.497	6	1:10.900	22.657	29.843	18.400	9:45.925
7	1:10.932	22.314	29.805	18.813	10:57.429						
Nº26 MALIK SONNE NILAS											
1	1:26.714	28.069	33.351	25.294	3:45.496						
2	1:15.619	23.937	31.628	20.054	5:01.115						
3	1:12.047	23.348	29.970	18.729	6:13.162						

ROOKIE

Entrenamientos Privados Colectivos 1

Valor informativo. No Oficial

Vuelta a vuelta

Vueltas	Tempo por vuelta	Sector 1	Sector 2	Sector 3	Tiempo
7	1:10.937	22.313	29.954	18.670	10:56.862

Nº37 CUNHA GUSTAVO

1	1:14.515	24.973	30.351	19.191	3:47.438
2	1:11.687	22.825	30.292	18.570	4:59.125
3	1:11.140	22.447	29.868	18.825	6:10.265
4	1:13.337	23.642	31.177	18.518	7:23.602
5	1:10.934	22.401	29.785	18.748	8:34.536
6	1:10.788	22.590	29.755	18.443	9:45.324
7	1:10.388	22.331	29.578	18.479	10:55.712

Nº38 REUVERS DURAN JEREMY

1	1:11.193	22.542	30.030	18.621	2:37.476
2	1:11.219	22.297	29.747	19.175	3:48.695
3	1:12.159	23.075	29.910	19.174	5:00.854
4	1:10.337	22.288	29.624	18.425	6:11.191
5	1:11.195	22.829	29.775	18.591	7:22.386
6	1:11.116	22.384	30.083	18.649	8:33.502
7	1:10.424	22.393	29.497	18.534	9:43.926
8	1:11.149	22.570	29.739	18.840	10:55.075

Nº39 FUENTES LUQUE HUGO















1	1:16.243	25.042	32.276	18.925	2:54.828
2	3:12.447	2:17.281	36.203	18.963	6:07.275
3	1:12.300	22.884	30.189	19.227	7:19.575
4	1:14.715	24.316	31.273	19.126	8:34.290
5	1:11.866	22.703	30.635	18.528	9:46.156
6	1:11.226	22.454	30.207	18.565	10:57.382

Nº40 IVANOVNA DMITRIEVA GABRIELLA

1	1:15.214	24.989	31.015	19.210	2:54.328
2	1:13.618	23.528	30.941	19.149	4:07.946
3	1:13.092	23.107	30.707	19.278	5:21.038
4	4:00.801	3:10.389	31.171	19.241	9:21.839
5	1:14.640	23.510	31.693	19.437	10:36.479

ROOKIE Lista de Pilotos (18 Pilotos)

Documento 1.1 OFICIAL

Nº	Piloto	Nac. P.	Consursante	Nac. C.	Equipamiento
20	ROC PIÑERA RUSIÑOL		AUTO CLUB RC2 VALLES		GILLARD / IAME / VEGA
21	IVAN LUIS GONZALEZ ELLUL		MONLAU COMPETICION C.E.		ALONSO KART / IAME / VEGA
22	ALVARO PERELLO PALACIOS		TDKART RACING		TONY KART / IAME / VEGA
23	WINSTON ROBERT KAMPERIN		DML MOTORSPORT		KART REPUBLIC / IAME / VEGA
24	MAX CRUZ SANCHEZ		JAVIER CRUZ MALAVE		FA / IAME / VEGA
25	BRUNO ALEXANDER GREILING		ALC MOTORSPORT		ALONSO KART / IAME / VEGA
26	NILAS MALIK SONNE		DML MOTORSPORT		KART REPUBLIC / IAME / VEGA
28	BENJAMIN MAÑACH KLISOWSKI		JOAQUIM CAMPS GAMELL		CRG / IAME / VEGA
29	DARIO SANCHEZ GALVEZ		TDKART RACING		TONY KART / IAME / VEGA
30	ALEJANDRO MARTINEZ RICO		PAROLIN SPAIN		PAROLIN / IAME / VEGA
31	BEATRIZ CARDOSO COSTA		MONLAU COMPETICION C.E.		ALONSO KART / IAME / VEGA
32	MARIE BARRY-BERG		KIDS TO WIN		KART REPUBLIC / IAME / VEGA
33	ANGELINA SIMONS TORRES		AC MOTORSPORT		KART REPUBLIC / IAME / VEGA
35	SAMUEL ALEXANDER TURNER		AC MOTORSPORT		KART REPUBLIC / IAME / VEGA
37	GUSTAVO CUNHA		AC MOTORSPORT		KART REPUBLIC / IAME / VEGA
38	JEREMY REUVERS DURAN		KARTING CLUB CAMPILLOS		INTREPID / IAME / VEGA
39	HUGO FUENTES LUQUE		CLUB KARTING HUELVA		KOSMIC / IAME / VEGA
40	GABRIELLA IVANOVNA DMITRIEVA		KRS KIDS RACING SCHOOL		FA / IAME / VEGA