



CEK finetwork



ACADEMY - MINI - JÚNIOR - SÉNIOR - KZ



22 - 24 de abril
MOTORLAND (Alcañiz)



27 - 29 de mayo
LUCAS GUERRERO (Chiva)



1 - 3 de julio
CAMPILLOS (Málaga)



23 - 25 de septiembre
ZUERA (Zaragoza)

finetwork

FIBRA Y MÓVIL



KARTINGRFEDA.COM

@kartingrfeda

@KartingNacional

@Karting_RFEdA

SENIOR

CEK

Resultados

CLASIFICACIÓN PENDIENTE DE APELACIÓN

Pos.	Nº	Piloto	Nac.	ML-E0	ML-MC	ML-C1	ML-C2	CH-E0	CH-MC	CH-C1	CH-C2	CA-E0	CA-MC	CA-C1	CA-C2	ZU-E0	ZU-MC	ZU-C1	ZU-C2	Puntos
1	3	GONZALEZ MORENO ELOI	ESP	0	0	(7)	36	0	6	40	33	1	10	45	40	0	9	36	31	287
2	30	MALHEIRO SUÑE ADRIAN	ESP	1	10	45	29	0	0	24	45	0	0	33	45	0	5	40	(22)	277
3	27	CHAOS RIVERO POL	ESP	0	7	33	25	0	5	45	28	0	(5)	40	(10)	1	10	45	24	263
4	4	BRIZ LLULL DANIEL	ESP	0	8	40	40	0	(4)	26	29	0	8	0	18	0	8	33	30	240
5	29	COTA ALONSO JUAN	ESP	0	0	23	19	1	10	31	36	0	4	(12)	33	0	7	29	45	238
6	32	TUÑON GARCIA NACHO	ESP	0	9	36	33	0	0	25	40	0	9	31	36	0	0	0	0	219
7	31	GENE CASANOVAS ERIC	ESP	0	0	28	45	0	0	(18)	24	0	7	22	28	0	0	22	26	202
8	14	DA COSTA RIBEIRO SANTIAGO	PRT	0	0	(6)	18	0	3	29	22	0	2	26	25	0	4	30	33	192
9	38	MUSTIENES GIL ADRIA	ESP	0	0	29	23	0	8	23	DSQ	0	0	0	26	0	6	31	19	165
10	5	LOPEZ DE MIGUEL HUGO	ESP	0	0	30	28	0	0	20	31	-	-	-	-	0	0	24	25	158
11	40	DOMINGUEZ ESPINOSA EDUARDO	ESP	0	1	20	16	0	0	(11)	27	0	3	23	16	0	0	16	23	145
12	34	ALUJA OLESTI JOAN	ESP	0	0	19	27	0	1	27	7	0	0	14	22	0	0	23	0	140
13	36	CAUBIN FEU POL	ESP	0	4	21	31	DSQ	DSQ	-	-	0	0	20	0	0	1	25	36	138
14	46	ALVES LUIS	PRT	0	3	0	26	0	0	13	19	0	1	36	24	0	0	0	16	138
15	6	SANZ TORRIJOS JAIME	ESP	0	0	17	30	0	0	22	0	0	0	27	DSQ	0	3	27	10	136
16	21	MARQUES LOURENÇO	PRT	0	0	12	22	0	0	14	21	0	0	0	21	0	0	18	28	136
17	19	VAELLO LUQUE YERAY	ESP	0	0	0	15	0	0	16	30	0	0	18	17	0	0	14	21	131
18	33	HURTADO GONZALEZ ALBERTO	ESP	0	0	27	3	0	0	19	26	0	0	24	31	0	0	-	-	130
19	42	FEDERICH RODRIGUES LUCAS	ESP	0	0	22	21	0	0	(4)	18	0	0	19	19	0	0	17	13	129
20	35	MERINO IBAÑEZ MIKEL	ESP	0	0	-	-	0	0	17	11	0	0	16	20	0	0	21	40	125
21	28	ARIAS CHAVARRI IVAN	ESP	0	0	24	12	0	0	28	12	-	-	-	-	0	0	20	27	123
22	37	MARTINEZ AUGÉ OLIVER	ESP	0	0	15	10	0	0	-	-	0	0	29	29	0	0	19	14	116
23	39	DURAN OLIVE JAN	ESP	0	2	26	17	0	0	3	13	0	0	0	23	0	0	10	18	112
24	12	VIVAS ALVAREZ ALBANY DEL VALLE	ESP	0	0	18	0	0	0	2	9	0	0	21	11	0	2	28	20	111
25	9	BARROSO DA SILVA MIGUEL	PRT	0	5	25	4	0	0	15	17	0	0	28	15	-	-	-	-	109
26	2	MOAR MAESTRO URBELTZ	ESP	0	6	31	24	0	9	33	0	-	-	-	-	-	-	-	-	103
27	7	ANTUNEZ GARRIDO DANIEL	ESP	0	0	16	20	DSQ	DSQ	-	-	0	0	0	12	0	0	26	29	103
28	10	FIGUEIRAS TEJADA SAMUEL	ESP	0	0	8	6	0	7	36	25	0	0	13	0	0	0	-	-	95
29	47	CARDOSO VIEIRA LUCAS	PRT	0	0	10	11	0	0	12	0	0	0	17	8	0	0	13	17	88
30	41	BENITEZ PIZARRO MARC	ESP	0	0	13	14	0	0	6	20	0	0	0	13	0	0	-	-	66
31	1	NOGALES LOPEZ DANIEL	ESP	-	-	-	-	-	-	-	-	0	0	30	27	-	-	-	-	57
32	55	LAHOZ LOPEZ ALEJANDRO	ESP	-	-	-	-	-	-	-	-	0	0	25	30	-	-	-	-	55
33	53	IBAÑEZ TRULLLOLS LLUC	ESP	-	-	-	-	0	2	30	23	-	-	-	-	-	-	-	-	55
34	15	BUENO AJA ALEIX	ESP	0	0	5	8	0	0	21	14	-	-	-	-	-	-	-	-	48
35	16	SCALVINI FEDERICO	ESP	0	0	4	13	0	0	10	16	-	-	-	-	-	-	-	-	43
36	45	KELLY JAYDEN	ESP	0	0	-	-	0	0	-	-	0	0	0	14	0	0	11	15	40
37	26	OLIVER PRADAS JUAN	ESP	0	0	3	7	0	0	0	8	0	0	15	7	-	-	-	-	40
38	18	HUGUET TORREBLANCA ALEJANDRO	ESP	0	0	0	5	0	0	5	15	0	0	0	9	-	-	-	-	34
39	44	BRAVO TRIGO DANIEL	ESP	0	0	-	-	0	0	-	-	-	-	-	-	0	0	15	11	26
40	23	MANNUCCI SCHROEDER JOSE ANTONIO	ESP	0	0	-	-	-	-	-	-	-	-	-	-	0	0	12	12	24
41	43	CARDOSO COSTA FRANCISCO	PRT	0	0	11	9	0	0	-	-	-	-	-	-	-	-	-	-	20
42	17	RAFOLS PAZ ARNAU	ESP	0	0	-	-	0	0	9	10	-	-	-	-	-	-	-	-	19

SENIOR

CEK Resultados

CLASIFICACIÓN PENDIENTE DE APELACIÓN

Pos.	Nº	Piloto	Nac.	ML-EO	ML-MC	ML-C1	ML-C2	CH-EO	CH-MC	CH-C1	CH-C2	CA-EO	CA-MC	CA-C1	CA-C2	ZU-EO	ZU-MC	ZU-C1	ZU-C2	Puntos
43	54	MORGATTO ALVARENGA MATHEUS		-	-	-	-	-	-	-	-	0	6	11	0	-	-	-	-	17
44	25	GONZALEZ GRAMUN DANIEL		0	0	14	0	-	-	-	-	-	-	-	-	-	-	-	-	14
45	8	NATURIL CABO HUGO		0	0	9	0	-	-	-	-	-	-	-	-	-	-	-	-	9
46	20	MATEO MENA NICOLAS		0	0	-	-	0	0	8	0	-	-	-	-	-	-	-	-	8
47	22	LOLL CHARLES		-	-	-	-	0	0	7	0	-	-	-	-	-	-	-	-	7
48	51	TENORIO SOLA KEVIN		-	-	-	-	0	0	1	6	-	-	-	-	-	-	-	-	7
49	49	GÜELL BRAVO MARC		0	0	-	-	-	-	-	-	-	-	-	-	-	-	-	-	0
50	24	CAPON GARCIA PABLO		0	0	-	-	0	0	-	-	-	-	-	-	-	-	-	-	0
51	50	LINDOSO GARCIA MATEO		0	0	-	-	-	-	-	-	-	-	-	-	-	-	-	-	0
52	11	PASALAIGUA PEIRON JOAN		0	0	-	-	-	-	-	-	-	-	-	-	-	-	-	-	0
53	48	LOPEZ VAZQUEZ SAMUEL		0	0	-	-	-	-	-	-	-	-	-	-	-	-	-	-	0
54	52	BELDA ROMEUF HUGO		-	-	-	-	DSQ	DSQ	-	-	-	-	-	-	-	-	-	-	0

SENIOR

Carrera 2 (C2) Clasificación

Documento 28.1

Sujeto a escrutinio & investigaciones deportivas

Pos.	Nº	Piloto	Nac. P.	Consursante	Nac. C.	Equipamiento	Total	Dif.	Interv.	M. Vuelta	Penalización	
1	▲6	29	JUAN COTA ALONSO	ESP	KR MOTORSPORT SRL	ITA	KART REPUBLIC / IAME / VEGA	17		1:02.749		
2	▲14	35	MIKEL MERINO IBAÑEZ	ESP	DG MOTORSPORT	ESP	KART REPUBLIC / IAME / VEGA	17	0.278	0.278	1:02.593	
3	▲8	36	POL CAUBIN FEU	ESP	MDC RACING	ESP	BIREL ART / IAME / VEGA	17	0.770	0.492	1:02.843	
4	▲2	14	SANTIAGO DA COSTA RIBEIRO	PRT	ESCOLA DE KARTING DO OESTE	PRT	BIREL ART / IAME / VEGA	17	1.813	1.043	1:02.867	
5	▼2	3	ELOI GONZALEZ MORENO	ESP	MONLAU COMPETICION C.E.	ESP	REDSPEED / IAME / VEGA	17	3.940	2.127	1:02.792	
6	▼2	4	DANIEL BRIZ LLULL	ESP	GM FUEL	ESP	CRG / IAME / VEGA	17	4.260	0.320	1:02.773	
7	▲3	7	DANIEL ANTUNEZ GARRIDO	ESP	TDKART RACING	ESP	TONY KART / IAME / VEGA	17	5.411	1.151	1:02.667	+5.000
8	▲11	21	LOURENÇO MARQUES	PRT	ANDRE MARQUES	PRT	KART REPUBLIC / IAME / VEGA	17	5.482	0.071	1:02.889	
9	▲8	28	IVAN ARIAS CHAVARRI	ESP	AC MOTORSPORT	ESP	KART REPUBLIC / IAME / VEGA	17	6.049	0.567	1:02.802	
10	▲5	31	ERIC GENE CASANOVAS	ESP	MOL RACING	ESP	BIREL ART / IAME / VEGA	17	6.765	0.716	1:02.599	+5.000
11	▲1	5	HUGO LOPEZ DE MIGUEL	ESP	PRAGA RACING SL	ESP	PRAGA / IAME / VEGA	17	7.162	0.397	1:02.706	+5.000
12	▼11	27	POL CHAOS RIVERO	ESP	MDC RACING	ESP	BIREL ART / IAME / VEGA	17	7.817	0.655	1:02.946	+3.000
13	▲8	40	EDUARDO DOMINGUEZ	ESP	MOL RACING	ESP	BIREL ART / IAME / VEGA	17	8.602	0.785	1:02.831	
14	▼12	30	ADRIAN MALHEIRO SUÑE	ESP	GM FUEL	ESP	CRG / IAME / VEGA	17	8.748	0.146	1:02.911	+5.000
15	▲9	19	YERAY VAELO LUQUE	ESP	PAROLIN SPAIN	ESP	PAROLIN / IAME / VEGA	17	8.751	0.003	1:02.940	
16	▼8	12	ALBANY DEL VALLE VIVAS ALVAREZ	ESP	OPTIMUM PROKART RACING TEAM	ESP	CRG / IAME / VEGA	17	9.138	0.387	1:03.024	
17	▲5	61	MARIO PINAZO CERRO	ESP	KR MOTORSPORT SRL	ITA	KART REPUBLIC / IAME / VEGA	17	10.100	0.962	1:03.084	
18	▼13	38	ADRIA MUSTIENES GIL	ESP	MDC RACING	ESP	BIREL ART / IAME / VEGA	17	10.322	0.222	1:02.825	+5.000
19	▲13	39	JAN DURAN OLIVE	ESP	MONLAU COMPETICION C.E.	ESP	REDSPEED / IAME / VEGA	17	10.366	0.044	1:02.974	
20	▲11	63	ASIER GARCIA TERRON	ESP	MDC RACING	ESP	BIREL ART / IAME / VEGA	17	10.368	0.002	1:02.809	+5.000
21	▲4	47	LUCAS CARDOSO VIEIRA	PRT	CLAUDIO ESTEFANIO FERNANDES VIEI	PRT	KART REPUBLIC / IAME / VEGA	17	12.077	1.709	1:03.122	
22	▲12	46	LUIS ALVES	PRT	GM FUEL	ESP	CRG / IAME / VEGA	17	12.082	0.005	1:02.829	+5.000
23	▼10	59	AIRE HARUN	ESP	ALC MOTORSPORT	ESP	KART REPUBLIC / IAME / VEGA	17	13.756	1.674	1:03.172	
24	▲3	62	JOSE ANTONIO PEÑALTA YAGÜE	ESP	KR MOTORSPORT SRL	ITA	KART REPUBLIC / IAME / VEGA	17	14.166	0.410	1:03.180	
25	▲5	45	JAYDEN KELLY	ESP	GM FUEL	ESP	CRG / IAME / VEGA	17	15.748	1.582	1:03.197	
26	▼8	37	OLIVER MARTINEZ AUGE	ESP	ECK MOTORSPORT	ESP	TONY KART / IAME / VEGA	17	16.250	0.502	1:03.114	+5.000
27	▼7	42	LUCAS FEDERICH RODRIGUES	ESP	ALC MOTORSPORT	ESP	KART REPUBLIC / IAME / VEGA	17	17.794	1.544	1:03.479	
28	▲5	67	ANA FRANCISCA ROBY SARREA	PRT	TDKART RACING	ESP	KOSMIC / IAME / VEGA	17	18.656	0.862	1:03.079	
29	▲6	68	RAFAEL ORTIZ GOMEZ	ESP	OPTIMUM PROKART RACING TEAM	ESP	CRG / IAME / VEGA	17	18.879	0.223	1:03.449	
30	▼4	66	NICOLAS VIA CASALS	ESP	KIDS TO WIN	ESP	LANDO NORRIS / IAME / VEGA	17	32.284	13.405	1:03.478	+5.000
31	▼3	23	JOSE ANTONIO MANNUCCI SCHROEDER	ESP	TDKART RACING	ESP	TONY KART / IAME / VEGA	17	34.076	1.792	1:04.113	+5.000
32	▼9	44	DANIEL BRAVO TRIGO	ESP	GTSRACING ENERGY ESPAÑA	ESP	ENERGY / IAME / VEGA	17	34.352	0.276	1:04.103	+5.000
33	▼24	6	JAIME SANZ TORRIJOS	ESP	PRAGA RACING SL	ESP	PRAGA / IAME / VEGA	16	1 Vuelta	1 Vuelta	1:02.816	+3.000

Nº7 DANIEL ANTUNEZ GARRIDO : +5 Seg. Penalización. Art: 21.5 del RDK
 Nº31 ERIC GENE CASANOVAS : +5 Seg. Penalización. Art: 17.2 del RDK, y 11 y 12 del CDI
 Nº5 HUGO LOPEZ DE MIGUEL : +5 Seg. Penalización. Art: 21.5 del RDK
 Nº27 POL CHAOS RIVERO : +3 Seg. Penalización. Art: 17.2 del RDK, y 11 y 12 del CDI
 Nº30 ADRIAN MALHEIRO SUÑE : +5 Seg. Penalización. Art: 21.5 del RDK
 Nº38 ADRIA MUSTIENES GIL : +5 Seg. Penalización. Art: 21.5 del RDK
 Nº63 ASIER GARCIA TERRON : +5 Seg. Penalización. Art: 21.5 del RDK
 Nº46 LUIS ALVES : +5 Seg. Penalización. Art: 21.5 del RDK

Lider : Nº27 POL CHAOS RIVERO (1-11) / Nº30 ADRIAN MALHEIRO SUÑE (12-12) / Nº29 JUAN COTA ALONSO (13-17)

Tiempo Inicio : 25/09 - 13:03:00

M. Vuelta : Nº35 MIKEL MERINO IBAÑEZ 1:02.593 97.72 Km/h

Meteo : Soleado Aire : 17°C Pista : Seco

Evento Grabado : Nº30 ADRIAN MALHEIRO SUÑE 1:02.410 98.00 Km/h

Nº32 01:55 Vuelta 1

Nº58 04:37 Vuelta 3

SENIOR

Carrera 2 (C2) Clasificación

Documento 28.1

Sujeto a escrutinio & investigaciones deportivas

Pos.	Nº	Piloto	Nac. P.	Consursante	Nac. C.	Equipamiento	Total	Dif.	Interv.	M. Vuelta	Penalización
Nº37 OLIVER MARTINEZ AUGÉ : +5 Seg. Penalización. Art: 21.5 del RDK Nº66 NICOLAS VIA CASALS : +5 Seg. Penalización. Art: 21.5 del RDK Nº23 JOSE ANTONIO MANNUCCI SCHROEDER : +5 Seg. Penalización. Art: 21.5 del RDK Nº44 DANIEL BRAVO TRIGO : +5 Seg. Penalización. Art: 21.5 del RDK Nº6 JAIME SANZ TORRIJOS : +3 Seg. Penalización. Art: 17.2 del RDK, y 11 y 12 del CDI											
No Clasificados - 9v Límite Clasificación											
▼5	58	DANIEL DORTA AMARAL	ESP	MOL RACING	ESP	TONY KART / IAME / VEGA	5	12 Total	11 Total	1:04.300	
▼21	34	JOAN ALUJA OLESTI	ESP	MDC RACING	ESP	BIREL ART / IAME / VEGA	3	14 Total	2 Total	1:03.775	
=	32	NACHO TUÑÓN GARCIA	ESP	KRS KIDS RACING SCHOOL	ESP	KART REPUBLIC / IAME / VEGA	3	14 Total	8.010	1:03.765	

CLASIFICACIÓN PENDIENTE DE APELACIÓN

Lider : Nº27 POL CHAOS RIVERO (1-11) / Nº30 ADRIAN MALHEIRO SUÑE (12-12) / Nº29 JUAN COTA ALONSO (13-17)

Tiempo Inicio : 25/09 - 13:03:00

M. Vuelta : Nº35 MIKEL MERINO IBAÑEZ 1:02.593 97.72 Km/h

Meteo : Soleado Aire : 17°C Pista : Seco

Evento Grabado : Nº30 ADRIAN MALHEIRO SUÑE 1:02.410 98.00 Km/h

Nº32 01:55 Vuelta 1

Nº58 04:37 Vuelta 3

SENIOR

Carrera 2 (C2) Vuelta a vuelta

Valor informativo. No Oficial

	1	2	3	4	5	6	7	8	9	10	11	12	13	14	15	16	17	18	19	20	21	22	23	24	25	26	27	28	29	30	31	32	33	34	35	36	
Parilla	27	30	3	4	38	14	29	12	6	7	36	5	59	34	31	35	28	37	21	42	40	61	44	19	47	66	62	23	58	45	63	39	67	46	68	32	
Salida	27	30	3	14	38	7	29	6	5	36	34	59	31	35	28	37	21	42	61	40	19	44	47	66	58	63	23	67	68	45	39	62	12	46	4	32	
Vuelta 1 Intervalo	27	30	29	38	5	7	36	3	31	14	35	34	6	28	42	21	59	37	63	19	61	44	4	68	66	47	58	46	39	12	67	62	45	40	23	32	
		2.0	0.6	0.1	0.0	0.1	0.2	0.0	0.2	0.2	0.1	0.2	0.1	0.0	0.2	0.1	0.0	0.0	0.1	0.2	0.2	0.6	0.1	0.0	0.3	0.1	0.0	0.3	0.3	0.0	0.1	0.1	0.1	0.6	2.0	1.0	0.1
Vuelta 2	27	30	29	5	7	38	3	31	35	36	14	34	28	6	42	21	37	63	61	19	59	4	47	12	39	46	62	67	45	40	68	32	23	44	66	58	
		1.4	0.7	0.0	0.0	0.3	0.3	0.0	0.3	0.7	0.1	0.2	0.0	0.0	0.3	0.3	0.2	0.1	0.5	0.0	0.1	0.1	1.4	0.5	0.1	0.1	0.0	0.2	0.0	1.0	0.1	2.0	0.5	0.6	2.4	8.8	
Vuelta 3	27	30	5	29	38	31	7	35	3	14	36	28	34	6	21	42	63	19	61	4	37	59	47	46	12	39	62	45	67	40	68	32	23	44	66	58	
		1.1	0.5	0.3	0.4	0.0	0.0	0.4	0.2	0.7	0.1	0.1	0.1	0.1	0.5	1.2	0.0	0.5	0.0	0.0	0.4	0.3	0.0	0.5	0.1	0.3	0.0	0.6	0.0	0.0	1.2	1.4	1.3	1.3	2.0	9.5	
Vuelta 4	27	30	5	29	31	7	35	38	3	14	28	36	6	21	63	4	42	61	19	37	46	59	12	47	39	45	40	62	67	68	23	44	66	58			
		1.0	0.5	0.2	0.7	0.0	0.3	0.5	0.1	0.1	0.3	0.2	0.1	0.7	1.4	0.6	0.3	0.0	0.6	0.1	0.5	0.1	0.0	0.0	0.1	0.4	0.1	0.5	0.1	0.9	3.0	1.7	1.7	9.9			
Vuelta 5	27	30	5	29	31	7	35	3	14	28	36	6	21	38	63	4	61	42	37	46	19	12	39	47	59	40	45	62	67	68	23	44	66	58			
		0.8	0.4	0.2	0.7	0.0	0.2	0.9	0.3	0.2	0.1	0.9	0.2	0.5	0.7	0.3	1.1	0.3	0.1	0.2	0.1	0.2	0.7	0.2	0.5	0.1	0.1	0.1	0.2	0.9	3.2	2.1	1.4	10.0			
Vuelta 6	27	30	5	29	31	7	35	3	14	28	36	6	21	38	63	4	61	46	37	42	12	19	39	47	59	40	45	62	67	68	23	44	66				
		0.7	0.3	0.2	0.5	0.1	0.2	1.4	0.1	0.1	0.1	1.2	0.4	0.4	0.4	0.1	1.6	0.5	0.1	0.1	0.1	0.2	0.0	0.4	0.2	0.7	0.0	0.3	0.0	2.0	1.0	3.8	2.2	1.2			
Vuelta 7	27	30	5	29	31	7	35	14	28	36	3	6	21	38	4	63	61	46	37	12	19	39	42	47	40	59	45	62	67	68	23	44	66				
		0.5	0.2	0.1	0.3	0.1	0.2	2.1	0.1	0.0	0.2	1.0	0.5	0.5	0.1	0.3	1.7	0.2	0.3	0.5	0.3	0.3	0.3	0.0	0.4	0.6	0.3	0.0	0.2	0.8	4.5	2.4	0.8				
Vuelta 8	27	30	29	31	5	7	35	14	36	3	28	6	21	4	38	63	46	61	37	12	19	39	47	40	42	59	45	62	67	68	23	44	66				
		0.3	0.2	0.4	0.1	0.2	0.1	2.2	0.1	0.2	0.1	0.9	0.8	0.2	0.3	0.0	2.4	0.5	0.1	0.0	0.2	0.3	0.6	0.0	0.7	0.5	0.4	0.0	0.4	0.6	5.1	2.5	0.3				
Vuelta 9	27	30	29	31	5	35	7	14	36	3	28	6	4	21	63	38	46	12	37	19	61	39	40	47	42	59	45	62	67	68	23	44	66				
		0.2	0.0	0.3	0.1	0.2	0.2	2.3	0.1	0.1	0.1	1.0	0.9	0.1	0.3	0.1	2.1	1.1	0.1	0.2	0.2	0.3	0.2	0.0	0.3	1.0	0.0	0.6	0.0	0.4	0.6	6.2	2.1	0.0			
Vuelta 10	27	29	30	31	35	5	7	36	3	14	28	6	4	21	63	38	46	12	37	19	61	40	39	47	42	59	45	62	67	68	23	66	44				
		0.0	0.2	0.0	0.0	0.1	0.0	2.5	0.5	0.1	0.0	0.1	0.8	0.2	0.3	0.1	2.2	1.2	0.2	0.0	0.9	0.3	0.6	0.0	0.5	0.1	0.2	0.0	0.3	1.3	6.8	1.2	0.8				
Vuelta 11	27	30	29	5	7	35	31	36	3	28	14	6	4	21	38	63	46	37	19	12	61	40	39	47	42	59	45	62	67	68	23	66	44				
		0.2	0.0	0.7	0.2	0.1	0.4	0.3	0.5	0.0	0.1	0.1	0.6	0.4	0.2	0.1	2.4	1.5	0.0	0.2	0.4	0.0	0.8	0.3	0.8	0.0	0.2	0.1	0.2	1.5	7.5	0.5	1.5				
Vuelta 12	30	29	27	5	7	35	31	36	3	28	6	14	4	21	38	63	46	19	37	12	40	61	39	47	59	45	42	62	67	68	23	66	44				
		0.1	0.3	0.0	0.1	0.2	0.4	0.2	0.7	0.1	0.1	0.1	0.6	0.7	0.2	0.1	2.5	1.7	0.2	0.0	0.2	0.4	0.5	0.4	1.1	0.5	0.0	0.0	0.2	1.5	8.4	0.0	1.7				
Vuelta 13	29	30	35	7	31	36	27	5	28	14	3	6	4	38	63	21	46	19	40	12	61	37	39	47	59	62	42	45	67	68	66	23	44				
		0.2	0.4	0.0	0.6	0.0	0.3	0.0	0.2	0.0	0.2	0.1	0.2	1.3	0.2	0.1	2.0	1.9	0.2	0.2	0.2	0.2	0.2	0.2	0.8	1.1	1.0	0.5	0.0	0.5	1.0	8.1	0.4	1.6			
Vuelta 14	29	30	35	7	31	36	27	5	14	3	28	6	4	38	63	21	46	19	40	12	61	37	39	47	59	62	45	42	67	68	66	23	44				
		0.3	0.0	0.1	0.3	0.2	0.4	0.1	0.1	0.3	0.1	0.1	0.2	1.8	0.1	0.2	1.8	1.8	0.0	0.3	0.3	0.5	0.0	0.9	1.1	0.8	0.8	0.7	0.0	0.7	8.5	0.7	1.4				
Vuelta 15	29	35	7	30	31	36	27	14	5	6	4	3	28	38	63	21	46	40	19	12	61	39	37	47	59	62	45	42	67	68	66	23	44				
		0.5	0.0	0.3	0.3	0.0	0.2	0.0	0.1	0.7	0.6	0.1	0.1	1.5	0.1	0.1	1.6	1.8	0.1	0.3	0.4	0.7	0.2	0.6	1.4	0.8	0.9	1.5	0.0	0.2	8.8	0.9	1.1				
Vuelta 16	29	35	7	36	31	14	5	27	30	4	3	28	38	63	21	46	40	19	12	61	39	37	47	59	62	45	42	68	67	66	23	44					
		0.4	0.1	0.5	0.2	0.1	0.6	0.5	0.0	0.2	0.1	0.0	0.2	1.4	0.0	0.1	1.6	1.6	0.1	0.4	0.6	0.5	0.5	0.7	1.5	0.8	0.9	1.9	0.4	0.0	8.8	1.4	0.5				
Vuelta 17	29	35	7	36	31	14	5	30	3	4	27	38	63	21	28	46	40	19	12	61	39	37	47	59	62	45	42	67	68	66	23	44					
		0.2	0.1	0.3	0.9	0.0	0.3	1.5	0.1	0.3	0.5	0.5	0.0	0.1	0.5	1.0	1.5	0.1	0.3	0.9	0.2	0.8	0.8	1.6	0.4	1.5	2.0	0.8	0.2	8.4	1.7	0.2					

SENIOR

Carrera 2 (C2) Vuelta a vuelta

Valor informativo. No Oficial

Vueltas	Tempo por vuelta	Sector 1	Sector 2	Sector 3	Tiempo	Vueltas	Tempo por vuelta	Sector 1	Sector 2	Sector 3	Tiempo
Nº3 GONZALEZ MORENO ELOI						7	1:02.834	19.989	22.397	20.448	7:27.657
1	1:08.594	22.510	24.909	21.175	1:09.732	8	1:03.495	20.060	23.035	20.400	8:31.152
2	1:03.778	20.381	22.730	20.667	2:13.510	9	1:02.706	19.976	22.332	20.398	9:33.858
3	1:04.100	20.346	23.188	20.566	3:17.610	10	1:03.601	20.016	23.062	20.523	10:37.459
4	1:03.584	20.152	22.900	20.532	4:21.194	11	1:04.422	20.530	23.199	20.693	11:41.881
5	1:03.099	20.162	22.417	20.520	5:24.293	12	1:02.980	20.094	22.430	20.456	12:44.861
6	1:03.095	20.168	22.385	20.542	6:27.388	13	1:04.818	21.215	22.848	20.755	13:49.679
7	1:03.773	20.789	22.533	20.451	7:31.161	14	1:03.021	20.076	22.497	20.448	14:52.700
8	1:02.930	20.103	22.379	20.448	8:34.091	15	1:03.238	20.024	22.723	20.491	15:55.938
9	1:02.792	20.041	22.347	20.404	9:36.883	16	1:03.723	20.115	23.048	20.560	16:59.661
10	1:03.722	20.220	22.926	20.576	10:40.605	17	1:03.117	20.089	22.442	20.586	18:02.778
11	1:03.099	20.057	22.398	20.644	11:43.704	Nº6 SANZ TORRIJOS JAIME					
12	1:02.952	20.042	22.432	20.478	12:46.656	1	1:09.117	22.621	24.380	22.116	1:10.747
13	1:03.612	20.332	22.814	20.466	13:50.268	2	1:04.399	20.420	22.934	21.045	2:15.146
14	1:02.959	20.053	22.471	20.435	14:53.227	3	1:03.821	20.459	22.792	20.570	3:18.967
15	1:04.228	20.600	23.056	20.572	15:57.455	4	1:03.085	20.051	22.552	20.482	4:22.052
16	1:03.160	20.111	22.535	20.514	17:00.615	5	1:03.939	20.226	23.102	20.611	5:25.991
17	1:03.941	20.493	22.931	20.517	18:04.556	6	1:03.103	20.233	22.331	20.539	6:29.094
Nº4 BRIZ LLULL DANIEL						7	1:03.094	20.236	22.358	20.500	7:32.188
1	1:08.426	23.159	23.833	21.434	1:12.551	8	1:03.028	20.185	22.337	20.506	8:35.216
2	1:04.578	21.139	22.757	20.682	2:17.129	9	1:02.937	20.191	22.266	20.480	9:38.153
3	1:04.304	20.708	22.625	20.971	3:21.433	10	1:02.894	20.189	22.339	20.366	10:41.047
4	1:03.456	20.330	22.612	20.514	4:24.889	11	1:03.040	20.156	22.335	20.549	11:44.087
5	1:02.953	20.113	22.376	20.464	5:27.842	12	1:02.816	20.007	22.338	20.471	12:46.903
6	1:02.773	19.999	22.334	20.440	6:30.615	13	1:03.528	20.443	22.552	20.533	13:50.431
7	1:02.796	20.103	22.321	20.372	7:33.411	14	1:03.073	20.024	22.525	20.524	14:53.504
8	1:02.843	20.059	22.315	20.469	8:36.254	15	1:03.152	20.224	22.415	20.513	15:56.656
9	1:02.813	20.117	22.276	20.420	9:39.067	16	1:03.573	20.140	22.786	20.647	17:00.229
10	1:02.796	20.036	22.274	20.486	10:41.863	Nº7 ANTUNEZ GARRIDO DANIEL					
11	1:02.881	20.015	22.340	20.526	11:44.744	1	1:08.044	22.943	24.217	20.884	1:09.446
12	1:02.938	20.078	22.398	20.462	12:47.682	2	1:03.353	20.346	22.409	20.598	2:12.799
13	1:02.999	20.088	22.433	20.478	13:50.681	3	1:04.173	20.850	22.816	20.507	3:16.972
14	1:03.102	20.131	22.410	20.561	14:53.783	4	1:03.186	20.315	22.395	20.476	4:20.158
15	1:03.561	20.161	22.822	20.578	15:57.344	5	1:02.857	20.063	22.368	20.426	5:23.015
16	1:03.224	20.153	22.477	20.594	17:00.568	6	1:02.667	19.999	22.273	20.395	6:25.682
17	1:04.308	20.663	22.995	20.650	18:04.876	7	1:02.674	20.012	22.244	20.418	7:28.356
Nº5 LOPEZ DE MIGUEL HUGO						8	1:03.002	19.967	22.605	20.430	8:31.358
1	1:07.531	22.622	24.089	20.820	1:09.279	9	1:02.914	20.145	22.319	20.450	9:34.272
2	1:03.463	20.263	22.572	20.628	2:12.742	10	1:03.266	20.059	22.704	20.503	10:37.538
3	1:03.238	20.104	22.612	20.522	3:15.980	11	1:04.585	20.837	22.857	20.891	11:42.123
4	1:03.105	20.027	22.565	20.513	4:19.085	12	1:02.842	20.061	22.350	20.431	12:44.965
5	1:02.937	20.049	22.426	20.462	5:22.022	13	1:03.616	20.384	22.818	20.414	13:48.581
6	1:02.801	20.031	22.362	20.408	6:24.823	14	1:02.913	20.069	22.321	20.523	14:51.494

SENIOR

Carrera 2 (C2) Vuelta a vuelta

Valor informativo. No Oficial

Vueltas	Tempo por vuelta	Sector 1	Sector 2	Sector 3	Tiempo	Vueltas	Tempo por vuelta	Sector 1	Sector 2	Sector 3	Tiempo
15	1:03.218	20.264	22.448	20.506	15:54.712	4	1:04.652	21.025	23.005	20.622	4:26.019
16	1:03.224	20.104	22.560	20.560	16:57.936	5	1:03.888	20.134	23.000	20.754	5:29.907
17	1:03.091	20.100	22.447	20.544	18:01.027	6	1:03.632	20.171	22.635	20.826	6:33.539
Nº12 VIVAS ALVAREZ ALBANY DEL VALLE						7	1:03.480	20.149	22.827	20.504	7:37.019
1	1:09.922	23.528	23.979	22.415	1:13.962	8	1:03.045	20.064	22.528	20.453	8:40.064
2	1:05.157	20.912	23.492	20.753	2:19.119	9	1:03.311	20.450	22.455	20.406	9:43.375
3	1:03.819	20.171	22.661	20.987	3:22.938	10	1:02.940	20.023	22.378	20.539	10:46.315
4	1:04.019	20.110	23.230	20.679	4:26.957	11	1:03.491	20.384	22.543	20.564	11:49.806
5	1:03.191	20.039	22.542	20.610	5:30.148	12	1:03.370	20.217	22.558	20.595	12:53.176
6	1:03.301	20.044	22.629	20.628	6:33.449	13	1:03.335	20.171	22.647	20.517	13:56.511
7	1:03.244	20.080	22.539	20.625	7:36.693	14	1:03.208	20.158	22.541	20.509	14:59.719
8	1:03.103	20.049	22.601	20.453	8:39.796	15	1:03.307	20.282	22.541	20.484	16:03.026
9	1:03.214	20.253	22.419	20.542	9:43.010	16	1:03.038	20.116	22.426	20.496	17:06.064
10	1:03.024	20.075	22.433	20.516	10:46.034	17	1:03.303	20.228	22.550	20.525	18:09.367
11	1:04.031	20.831	22.647	20.553	11:50.065	Nº21 MARQUES LOURENÇO					
12	1:03.408	20.229	22.627	20.552	12:53.473	1	1:08.762	22.887	24.201	21.674	1:11.281
13	1:03.539	20.164	22.843	20.532	13:57.012	2	1:04.599	21.107	22.788	20.704	2:15.880
14	1:03.102	19.999	22.572	20.531	15:00.114	3	1:03.619	20.189	22.778	20.652	3:19.499
15	1:03.233	20.085	22.670	20.478	16:03.347	4	1:03.274	20.165	22.463	20.646	4:22.773
16	1:03.140	20.013	22.552	20.575	17:06.487	5	1:03.461	20.156	22.617	20.688	5:26.234
17	1:03.267	20.013	22.667	20.587	18:09.754	6	1:03.316	20.132	22.558	20.626	6:29.550
Nº14 DA COSTA RIBEIRO SANTIAGO						7	1:03.146	20.222	22.347	20.577	7:32.696
1	1:08.940	22.446	25.246	21.248	1:10.228	8	1:03.325	20.191	22.474	20.660	8:36.021
2	1:04.586	20.474	23.033	21.079	2:14.814	9	1:03.228	20.447	22.381	20.400	9:39.249
3	1:03.548	20.231	22.749	20.568	3:18.362	10	1:02.889	20.022	22.325	20.542	10:42.138
4	1:02.978	20.015	22.474	20.489	4:21.340	11	1:03.105	20.102	22.360	20.643	11:45.243
5	1:03.264	20.389	22.432	20.443	5:24.604	12	1:03.222	20.143	22.456	20.623	12:48.465
6	1:02.928	19.996	22.471	20.461	6:27.532	13	1:04.035	20.214	23.100	20.721	13:52.500
7	1:03.197	20.275	22.386	20.536	7:30.729	14	1:03.473	20.099	22.809	20.565	14:55.973
8	1:02.951	20.096	22.318	20.537	8:33.680	15	1:03.333	20.286	22.498	20.549	15:59.306
9	1:02.907	20.101	22.260	20.546	9:36.587	16	1:03.276	20.232	22.495	20.549	17:02.582
10	1:04.194	20.632	22.955	20.607	10:40.781	17	1:03.516	20.302	22.550	20.664	18:06.098
11	1:03.186	20.252	22.414	20.520	11:43.967	Nº23 MANNUCCI SCHROEDER JOSE ANTONIO					
12	1:03.051	20.205	22.439	20.407	12:47.018	1	1:14.495	23.592	24.247	26.656	1:18.054
13	1:02.995	20.048	22.521	20.426	13:50.013	2	1:05.574	21.365	23.224	20.985	2:23.628
14	1:02.867	20.068	22.308	20.491	14:52.880	3	1:04.533	20.552	23.013	20.968	3:28.161
15	1:02.876	19.990	22.437	20.449	15:55.756	4	1:04.355	20.588	22.846	20.921	4:32.516
16	1:03.210	20.055	22.661	20.494	16:58.966	5	1:04.134	20.548	22.764	20.822	5:36.650
17	1:03.463	19.972	22.541	20.950	18:02.429	6	1:04.142	20.451	22.818	20.873	6:40.792
Nº19 VAELO LUQUE YERAY						7	1:04.113	20.470	22.794	20.849	7:44.905
1	1:08.841	23.237	24.439	21.165	1:11.721	8	1:04.198	20.505	22.847	20.846	8:49.103
2	1:05.196	21.163	23.268	20.765	2:16.917	9	1:04.489	20.627	22.809	21.053	9:53.592
3	1:04.450	20.374	22.679	21.397	3:21.367	10	1:04.400	20.555	22.866	20.979	10:57.992

SENIOR

Carrera 2 (C2) Vuelta a vuelta

Valor informativo. No Oficial

Vueltas	Tempo por vuelta	Sector 1	Sector 2	Sector 3	Tiempo
11	1:04.499	20.619	22.770	21.110	12:02.491
12	1:04.667	20.684	22.973	21.010	13:07.158
13	1:04.373	20.766	22.733	20.874	14:11.531
14	1:04.269	20.487	22.888	20.894	15:15.800
15	1:04.451	20.506	22.832	21.113	16:20.251
16	1:04.773	20.634	23.053	21.086	17:25.024
17	1:04.668	20.641	23.051	20.976	18:29.692

Nº27 CHAOS RIVERO POL

1	1:05.466	22.006	22.641	20.819	1:06.378
2	1:04.054	20.377	22.675	21.002	2:10.432
3	1:03.824	20.394	22.699	20.731	3:14.256
4	1:03.250	20.201	22.405	20.644	4:17.506
5	1:03.149	20.172	22.400	20.577	5:20.655
6	1:03.088	20.157	22.304	20.627	6:23.743
7	1:03.158	20.178	22.292	20.688	7:26.901
8	1:03.108	20.180	22.342	20.586	8:30.009
9	1:03.054	20.195	22.299	20.560	9:33.063
10	1:03.855	20.563	22.630	20.662	10:36.918
11	1:03.844	20.757	22.473	20.614	11:40.762
12	1:04.046	20.895	22.533	20.618	12:44.808
13	1:04.815	21.532	22.737	20.546	13:49.623
14	1:02.946	20.028	22.409	20.509	14:52.569
15	1:03.134	20.059	22.442	20.633	15:55.703
16	1:04.475	20.460	23.319	20.696	17:00.178
17	1:05.255	21.042	23.495	20.718	18:05.433

Nº28 ARIAS CHAVARRI IVAN

1	1:08.559	22.762	24.399	21.398	1:10.807
2	1:04.282	20.291	22.921	21.070	2:15.089
3	1:03.540	20.287	22.742	20.511	3:18.629
4	1:03.023	20.155	22.368	20.500	4:21.652
5	1:03.242	20.238	22.464	20.540	5:24.894
6	1:02.802	20.017	22.319	20.466	6:27.696
7	1:03.226	20.283	22.423	20.520	7:30.922
8	1:03.326	20.417	22.434	20.475	8:34.248
9	1:02.825	20.040	22.330	20.455	9:37.073
10	1:03.790	20.399	22.834	20.557	10:40.863
11	1:02.924	20.082	22.334	20.508	11:43.787
12	1:02.994	20.114	22.395	20.485	12:46.781
13	1:03.133	20.219	22.428	20.486	13:49.914
14	1:03.479	20.294	22.695	20.490	14:53.393
15	1:04.166	20.540	23.125	20.501	15:57.559
16	1:03.339	20.217	22.527	20.595	17:00.898
17	1:05.767	20.505	24.668	20.594	18:06.665

Vueltas	Tempo por vuelta	Sector 1	Sector 2	Sector 3	Tiempo
Nº29 COTA ALONSO JUAN					
1	1:07.644	22.734	24.108	20.802	1:09.087
2	1:03.578	20.181	22.676	20.721	2:12.665
3	1:03.698	20.599	22.596	20.503	3:16.363
4	1:02.970	20.035	22.451	20.484	4:19.333
5	1:02.890	20.011	22.417	20.462	5:22.223
6	1:02.801	19.985	22.376	20.440	6:25.024
7	1:02.773	19.962	22.372	20.439	7:27.797
8	1:02.815	19.973	22.442	20.400	8:30.612
9	1:02.749	19.998	22.344	20.407	9:33.361
10	1:03.614	20.144	22.850	20.620	10:36.975
11	1:04.152	21.016	22.624	20.512	11:41.127
12	1:03.350	20.259	22.591	20.500	12:44.477
13	1:03.329	20.198	22.521	20.610	13:47.806
14	1:03.150	20.142	22.440	20.568	14:50.956
15	1:03.187	20.096	22.523	20.568	15:54.143
16	1:03.165	20.089	22.484	20.592	16:57.308
17	1:03.308	20.137	22.539	20.632	18:00.616

Nº30 MALHEIRO SUÑE ADRIAN

1	1:07.322	22.624	23.906	20.792	1:08.403
2	1:03.525	20.180	22.590	20.755	2:11.928
3	1:03.486	20.216	22.683	20.587	3:15.414
4	1:03.164	20.081	22.505	20.578	4:18.578
5	1:02.974	20.111	22.374	20.489	5:21.552
6	1:02.941	20.053	22.374	20.514	6:24.493
7	1:02.958	20.017	22.394	20.547	7:27.451
8	1:02.916	20.009	22.411	20.496	8:30.367
9	1:02.911	20.046	22.378	20.487	9:33.278
10	1:03.904	20.139	23.130	20.635	10:37.182
11	1:03.847	20.564	22.719	20.564	11:41.029
12	1:03.348	20.243	22.520	20.585	12:44.377
13	1:03.685	20.526	22.565	20.594	13:48.062
14	1:03.245	20.145	22.546	20.554	14:51.307
15	1:03.711	20.526	22.642	20.543	15:55.018
16	1:05.411	20.098	24.562	20.751	17:00.429
17	1:03.935	20.381	22.836	20.718	18:04.364

Nº31 GENE CASANOVAS ERIC

1	1:07.895	22.769	24.121	21.005	1:09.959
2	1:03.605	20.282	22.802	20.521	2:13.564
3	1:03.341	20.180	22.613	20.548	3:16.905
4	1:03.167	20.296	22.381	20.490	4:20.072
5	1:02.858	20.058	22.366	20.434	5:22.930
6	1:02.599	19.962	22.222	20.415	6:25.529

SENIOR

Carrera 2 (C2) Vuelta a vuelta

Valor informativo. No Oficial

Vueltas	Tempo por vuelta	Sector 1	Sector 2	Sector 3	Tiempo
7	1:02.645	19.959	22.312	20.374	7:28.174
8	1:02.850	20.013	22.428	20.409	8:31.024
9	1:02.648	19.949	22.333	20.366	9:33.672
10	1:03.588	20.134	22.832	20.622	10:37.260
11	1:05.468	20.956	22.898	21.614	11:42.728
12	1:02.934	20.003	22.455	20.476	12:45.662
13	1:03.545	20.274	22.782	20.489	13:49.207
14	1:02.683	19.944	22.357	20.382	14:51.890
15	1:03.473	20.042	22.730	20.701	15:55.363
16	1:03.436	19.961	23.054	20.421	16:58.799
17	1:03.582	20.063	22.510	21.009	18:02.381

Nº32 TUÑÓN GARCIA NACHO

1	1:13.787	23.155	23.846	26.786	1:18.240
2	1:04.816	20.832	23.221	20.763	2:23.056
3	1:03.765	20.275	22.568	20.922	3:26.821

Nº34 ALUJA OLESTI JOAN

1	1:08.736	23.081	24.347	21.308	1:10.598
2	1:04.438	20.426	22.882	21.130	2:15.036
3	1:03.775	20.412	22.848	20.515	3:18.811

Nº35 MERINO IBAÑEZ MIKEL

1	1:08.249	22.910	24.159	21.180	1:10.356
2	1:03.593	20.274	22.751	20.568	2:13.949
3	1:03.428	20.121	22.839	20.468	3:17.377
4	1:03.110	20.205	22.429	20.476	4:20.487
5	1:02.814	20.010	22.359	20.445	5:23.301
6	1:02.593	19.957	22.298	20.338	6:25.894
7	1:02.694	19.991	22.347	20.356	7:28.588
8	1:02.878	20.026	22.447	20.405	8:31.466
9	1:02.594	19.953	22.255	20.386	9:34.060
10	1:03.255	19.971	22.736	20.548	10:37.315
11	1:04.982	20.884	22.960	21.138	11:42.297
12	1:02.873	20.037	22.390	20.446	12:45.170
13	1:03.344	20.341	22.553	20.450	13:48.514
14	1:02.850	19.931	22.418	20.501	14:51.364
15	1:03.281	20.298	22.409	20.574	15:54.645
16	1:03.142	20.104	22.451	20.587	16:57.787
17	1:03.107	20.101	22.444	20.562	18:00.894

Nº36 CAUBIN FEU POL

1	1:07.910	22.661	24.283	20.966	1:09.681
2	1:04.971	20.656	23.487	20.828	2:14.652
3	1:03.817	20.467	22.840	20.510	3:18.469
4	1:03.417	20.384	22.532	20.501	4:21.886
5	1:03.136	20.136	22.496	20.504	5:25.022

Vueltas	Tempo por vuelta	Sector 1	Sector 2	Sector 3	Tiempo
6	1:02.860	20.093	22.326	20.441	6:27.882
7	1:03.076	20.225	22.488	20.363	7:30.958
8	1:02.918	20.105	22.312	20.501	8:33.876
9	1:02.849	20.094	22.319	20.436	9:36.725
10	1:03.354	20.418	22.368	20.568	10:40.079
11	1:03.030	20.122	22.354	20.554	11:43.109
12	1:02.843	20.045	22.346	20.452	12:45.952
13	1:03.315	20.134	22.719	20.462	13:49.267
14	1:02.856	20.103	22.310	20.443	14:52.123
15	1:03.329	19.989	22.603	20.737	15:55.452
16	1:03.072	20.058	22.535	20.479	16:58.524
17	1:02.862	20.074	22.313	20.475	18:01.386

Nº37 MARTINEZ AUGE OLIVER

1	1:08.980	23.183	24.293	21.504	1:11.333
2	1:04.828	21.201	22.877	20.750	2:16.161
3	1:05.701	20.186	22.740	22.775	3:21.862
4	1:04.347	20.731	23.009	20.607	4:26.209
5	1:03.244	20.145	22.586	20.513	5:29.453
6	1:03.569	20.205	22.755	20.609	6:33.022
7	1:03.114	20.154	22.433	20.527	7:36.136
8	1:03.571	20.082	22.882	20.607	8:39.707
9	1:03.431	20.406	22.528	20.497	9:43.138
10	1:03.116	20.111	22.416	20.589	10:46.254
11	1:03.488	20.337	22.515	20.636	11:49.742
12	1:03.646	20.478	22.543	20.625	12:53.388
13	1:04.139	20.908	22.654	20.577	13:57.527
14	1:03.492	20.160	22.740	20.592	15:01.019
15	1:03.718	20.170	22.846	20.702	16:04.737
16	1:03.474	20.207	22.573	20.694	17:08.211
17	1:03.655	20.298	22.633	20.724	18:11.866

Nº38 MUSTIENES GIL ADRIA

1	1:07.903	22.731	24.292	20.880	1:09.227
2	1:03.961	20.660	22.619	20.682	2:13.188
3	1:03.655	20.276	22.688	20.691	3:16.843
4	1:04.192	21.006	22.573	20.613	4:21.035
5	1:05.770	20.935	24.087	20.748	5:26.805
6	1:03.225	20.246	22.419	20.560	6:30.030
7	1:03.210	20.194	22.465	20.551	7:33.240
8	1:03.325	20.348	22.423	20.554	8:36.565
9	1:03.176	20.253	22.351	20.572	9:39.741
10	1:02.825	20.040	22.277	20.508	10:42.566
11	1:02.956	20.117	22.250	20.589	11:45.522
12	1:03.178	20.171	22.431	20.576	12:48.700

SENIOR

Carrera 2 (C2) Vuelta a vuelta

Valor informativo. No Oficial

Vueltas	Tempo por vuelta	Sector 1	Sector 2	Sector 3	Tiempo	Vueltas	Tempo por vuelta	Sector 1	Sector 2	Sector 3	Tiempo
13	1:03.356	20.137	22.589	20.630	13:52.056	2	1:04.389	20.567	22.838	20.984	2:15.484
14	1:03.599	20.237	22.612	20.750	14:55.655	3	1:05.298	20.234	23.266	21.798	3:20.782
15	1:03.424	20.243	22.560	20.621	15:59.079	4	1:04.483	20.703	22.993	20.787	4:25.265
16	1:03.294	20.172	22.466	20.656	17:02.373	5	1:04.085	20.563	22.811	20.711	5:29.350
17	1:03.565	20.189	22.656	20.720	18:05.938	6	1:03.859	20.571	22.678	20.610	6:33.209
Nº39 DURAN OLIVE JAN						7	1:04.522	20.204	23.676	20.642	7:37.731
1	1:09.969	23.718	24.536	21.715	1:13.855	8	1:04.119	20.459	22.842	20.818	8:41.850
2	1:05.419	21.090	23.332	20.997	2:19.274	9	1:03.622	20.289	22.638	20.695	9:45.472
3	1:04.041	20.447	22.621	20.973	3:23.315	10	1:03.479	20.167	22.575	20.737	10:48.951
4	1:03.919	20.563	22.631	20.725	4:27.234	11	1:03.680	20.253	22.667	20.760	11:52.631
5	1:03.712	20.493	22.527	20.692	5:30.946	12	1:04.251	20.608	22.717	20.926	12:56.882
6	1:03.070	20.095	22.332	20.643	6:34.016	13	1:04.434	20.722	22.925	20.787	14:01.316
7	1:03.402	20.078	22.800	20.524	7:37.418	14	1:04.381	20.643	22.919	20.819	15:05.697
8	1:02.974	20.057	22.399	20.518	8:40.392	15	1:04.435	20.310	23.153	20.972	16:10.132
9	1:03.555	20.280	22.719	20.556	9:43.947	16	1:04.064	20.402	22.876	20.786	17:14.196
10	1:04.378	21.134	22.611	20.633	10:48.325	17	1:04.214	20.426	22.892	20.896	18:18.410
11	1:03.114	20.099	22.414	20.601	11:51.439	Nº44 BRAVO TRIGO DANIEL					
12	1:03.249	20.184	22.498	20.567	12:54.688	1	1:09.634	23.098	25.029	21.507	1:12.519
13	1:03.053	20.111	22.466	20.476	13:57.741	2	1:11.776	25.748	24.711	21.317	2:24.295
14	1:03.339	20.033	22.803	20.503	15:01.080	3	1:05.182	20.963	23.086	21.133	3:29.477
15	1:03.413	20.190	22.669	20.554	16:04.493	4	1:04.782	20.717	22.951	21.114	4:34.259
16	1:03.188	20.119	22.465	20.604	17:07.681	5	1:04.497	20.573	22.874	21.050	5:38.756
17	1:03.301	20.125	22.568	20.608	18:10.982	6	1:04.320	20.557	22.776	20.987	6:43.076
Nº40 DOMINGUEZ EDUARDO						7	1:04.247	20.595	22.821	20.831	7:47.323
1	1:14.223	22.952	28.961	22.310	1:16.959	8	1:04.319	20.563	22.834	20.922	8:51.642
2	1:03.965	20.489	22.746	20.730	2:20.924	9	1:04.132	20.564	22.695	20.873	9:55.774
3	1:03.149	20.201	22.462	20.486	3:24.073	10	1:04.360	20.542	22.920	20.898	11:00.134
4	1:03.751	20.619	22.533	20.599	4:27.824	11	1:04.476	20.680	22.837	20.959	12:04.610
5	1:04.149	20.824	22.729	20.596	5:31.973	12	1:04.382	20.572	22.802	21.008	13:08.992
6	1:03.155	20.261	22.431	20.463	6:35.128	13	1:04.141	20.516	22.713	20.912	14:13.133
7	1:03.166	20.298	22.419	20.449	7:38.294	14	1:04.103	20.473	22.775	20.855	15:17.236
8	1:02.831	19.981	22.449	20.401	8:41.125	15	1:04.135	20.492	22.728	20.915	16:21.371
9	1:02.876	20.177	22.343	20.356	9:44.001	16	1:04.196	20.565	22.730	20.901	17:25.567
10	1:03.650	20.789	22.362	20.499	10:47.651	17	1:04.401	20.466	22.866	21.069	18:29.968
11	1:02.896	20.032	22.348	20.516	11:50.547	Nº45 KELLY JAYDEN					
12	1:03.204	20.356	22.361	20.487	12:53.751	1	1:11.168	24.063	24.508	22.597	1:14.901
13	1:03.034	20.099	22.444	20.491	13:56.785	2	1:04.984	21.107	23.038	20.839	2:19.885
14	1:03.017	20.008	22.489	20.520	14:59.802	3	1:04.061	20.492	22.737	20.832	3:23.946
15	1:03.033	20.126	22.409	20.498	16:02.835	4	1:03.738	20.362	22.657	20.719	4:27.684
16	1:03.119	20.055	22.483	20.581	17:05.954	5	1:04.439	20.807	22.758	20.874	5:32.123
17	1:03.264	20.103	22.551	20.610	18:09.218	6	1:03.400	20.184	22.600	20.616	6:35.523
Nº42 FEDERICH RODRIGUES LUCAS						7	1:03.751	20.393	22.648	20.710	7:39.274
1	1:08.549	22.779	24.174	21.596	1:11.095	8	1:03.545	20.273	22.704	20.568	8:42.819

SENIOR

Carrera 2 (C2) Vuelta a vuelta

Valor informativo. No Oficial

Vueltas	Tempo por vuelta	Sector 1	Sector 2	Sector 3	Tiempo
9	1:03.370	20.177	22.566	20.627	9:46.189
10	1:03.197	20.156	22.451	20.590	10:49.386
11	1:03.622	20.465	22.498	20.659	11:53.008
12	1:03.825	20.361	22.696	20.768	12:56.833
13	1:04.506	20.870	23.048	20.588	14:01.339
14	1:03.615	20.377	22.622	20.616	15:04.954
15	1:03.656	20.369	22.569	20.718	16:08.610
16	1:03.661	20.336	22.597	20.728	17:12.271
17	1:04.093	20.414	22.881	20.798	18:16.364

Nº46 ALVES LUIS

1	1:09.706	23.625	24.430	21.651	1:13.760
2	1:05.687	22.097	22.850	20.740	2:19.447
3	1:03.318	20.150	22.477	20.691	3:22.765
4	1:04.038	20.187	23.111	20.740	4:26.803
5	1:02.941	20.033	22.400	20.508	5:29.744
6	1:03.084	20.103	22.414	20.567	6:32.828
7	1:02.939	20.077	22.343	20.519	7:35.767
8	1:03.257	20.163	22.494	20.600	8:39.024
9	1:02.829	20.078	22.236	20.515	9:41.853
10	1:02.933	20.089	22.308	20.536	10:44.786
11	1:03.400	20.248	22.474	20.678	11:48.186
12	1:03.210	20.243	22.380	20.587	12:51.396
13	1:03.196	20.190	22.413	20.593	13:54.592
14	1:03.264	20.210	22.478	20.576	14:57.856
15	1:03.144	20.214	22.362	20.568	16:01.000
16	1:03.260	20.189	22.455	20.616	17:04.260
17	1:03.438	20.183	22.540	20.715	18:07.698

Nº47 CARDOSO VIEIRA LUCAS

1	1:09.941	23.047	24.818	22.076	1:13.127
2	1:05.435	21.666	23.015	20.754	2:18.562
3	1:03.658	20.324	22.640	20.694	3:22.220
4	1:04.817	20.542	23.619	20.656	4:27.037
5	1:04.149	20.929	22.595	20.625	5:31.186
6	1:03.122	20.176	22.372	20.574	6:34.308
7	1:03.492	20.222	22.666	20.604	7:37.800
8	1:03.271	20.211	22.543	20.517	8:41.071
9	1:03.326	20.319	22.487	20.520	9:44.397
10	1:04.017	20.586	22.919	20.512	10:48.414
11	1:03.327	20.215	22.480	20.632	11:51.741
12	1:03.406	20.236	22.551	20.619	12:55.147
13	1:03.437	20.310	22.465	20.662	13:58.584
14	1:03.433	20.243	22.510	20.680	15:02.017
15	1:03.394	20.164	22.567	20.663	16:05.411

Vueltas	Tempo por vuelta	Sector 1	Sector 2	Sector 3	Tiempo
16	1:03.500	20.191	22.594	20.715	17:08.911
17	1:03.782	20.326	22.709	20.747	18:12.693

Nº58 DORTA AMARAL DANIEL

1	1:10.103	23.259	24.784	22.060	1:13.449
2	1:22.157	31.440	29.368	21.349	2:35.606
3	1:05.488	20.950	23.399	21.139	3:41.094
4	1:04.794	20.784	22.974	21.036	4:45.888
5	1:04.300	20.575	22.756	20.969	5:50.188

Nº59 HARUN AIRE

1	1:09.396	22.605	24.351	22.440	1:11.306
2	1:05.712	22.007	23.001	20.704	2:17.018
3	1:05.149	21.100	22.817	21.232	3:22.167
4	1:04.748	20.341	23.347	21.060	4:26.915
5	1:04.866	21.428	22.674	20.764	5:31.781
6	1:03.283	20.233	22.431	20.619	6:35.064
7	1:03.836	20.450	22.672	20.714	7:38.900
8	1:03.459	20.178	22.538	20.743	8:42.359
9	1:03.172	20.112	22.462	20.598	9:45.531
10	1:03.607	20.255	22.634	20.718	10:49.138
11	1:03.572	20.335	22.529	20.708	11:52.710
12	1:03.551	20.290	22.489	20.772	12:56.261
13	1:03.463	20.220	22.514	20.729	13:59.724
14	1:03.492	20.292	22.565	20.635	15:03.216
15	1:03.628	20.218	22.583	20.827	16:06.844
16	1:03.604	20.313	22.615	20.676	17:10.448
17	1:03.924	20.339	22.711	20.874	18:14.372

Nº61 PINAZO CERRO MARIO

1	1:09.680	22.849	25.396	21.435	1:12.366
2	1:04.492	20.631	23.059	20.802	2:16.858
3	1:04.519	20.134	22.606	21.779	3:21.377
4	1:03.963	20.692	22.586	20.685	4:25.340
5	1:03.671	20.296	22.603	20.772	5:29.011
6	1:03.257	20.182	22.413	20.662	6:32.268
7	1:03.266	20.250	22.406	20.610	7:35.534
8	1:04.055	20.354	23.028	20.673	8:39.589
9	1:04.158	21.065	22.556	20.537	9:43.747
10	1:03.540	20.502	22.455	20.583	10:47.287
11	1:03.205	20.123	22.426	20.656	11:50.492
12	1:03.667	20.542	22.563	20.562	12:54.159
13	1:03.084	20.102	22.420	20.562	13:57.243
14	1:03.212	20.174	22.478	20.560	15:00.455
15	1:03.331	20.160	22.501	20.670	16:03.786
16	1:03.383	20.144	22.598	20.641	17:07.169

SENIOR

Carrera 2 (C2) Vuelta a vuelta

Valor informativo. No Oficial

Vueltas	Tempo por vuelta	Sector 1	Sector 2	Sector 3	Tiempo
17	1:03.547	20.141	22.689	20.717	18:10.716
Nº62 PEÑALTA YAGÜE JOSE ANTONIO					
1	1:10.306	23.798	24.729	21.779	1:14.213
2	1:05.316	20.918	23.363	21.035	2:19.529
3	1:03.799	20.402	22.643	20.754	3:23.328
4	1:05.046	21.048	22.720	21.278	4:28.374
5	1:03.899	20.288	22.948	20.663	5:32.273
6	1:03.329	20.238	22.558	20.533	6:35.602
7	1:03.723	20.378	22.712	20.633	7:39.325
8	1:03.544	20.262	22.818	20.464	8:42.869
9	1:03.406	20.238	22.581	20.587	9:46.275
10	1:03.180	20.236	22.455	20.489	10:49.455
11	1:03.656	20.496	22.514	20.646	11:53.111
12	1:03.773	20.357	22.729	20.687	12:56.884
13	1:03.870	20.733	22.498	20.639	14:00.754
14	1:03.348	20.220	22.415	20.713	15:04.102
15	1:03.553	20.304	22.449	20.800	16:07.655
16	1:03.663	20.396	22.576	20.691	17:11.318
17	1:03.464	20.303	22.506	20.655	18:14.782

Vueltas	Tempo por vuelta	Sector 1	Sector 2	Sector 3	Tiempo
Nº63 GARCIA TERRON ASIER					
1	1:07.912	22.777	24.041	21.094	1:11.434
2	1:04.875	21.176	23.071	20.628	2:16.309
3	1:04.493	20.245	22.650	21.598	3:20.802
4	1:03.422	20.274	22.525	20.623	4:24.224
5	1:03.303	20.171	22.512	20.620	5:27.527
6	1:02.938	20.059	22.324	20.555	6:30.465
7	1:03.345	20.464	22.337	20.544	7:33.810
8	1:02.809	20.055	22.300	20.454	8:36.619
9	1:02.947	20.073	22.300	20.574	9:39.566
10	1:02.879	20.039	22.253	20.587	10:42.445
11	1:03.271	20.321	22.300	20.650	11:45.716
12	1:03.144	20.124	22.419	20.601	12:48.860
13	1:03.473	20.130	22.713	20.630	13:52.333
14	1:03.431	20.167	22.712	20.552	14:55.764
15	1:03.442	20.247	22.537	20.658	15:59.206
16	1:03.222	20.121	22.501	20.600	17:02.428
17	1:03.556	20.245	22.656	20.655	18:05.984

Vueltas	Tempo por vuelta	Sector 1	Sector 2	Sector 3	Tiempo
Nº66 VIA CASALS NICOLAS					
1	1:09.854	23.201	24.762	21.891	1:13.078
2	1:13.683	28.537	24.201	20.945	2:26.761
3	1:04.755	20.807	23.089	20.859	3:31.516
4	1:04.453	20.718	22.919	20.816	4:35.969
5	1:04.188	20.584	22.825	20.779	5:40.157

Vueltas	Tempo por vuelta	Sector 1	Sector 2	Sector 3	Tiempo
6	1:04.132	20.620	22.776	20.736	6:44.289
7	1:03.920	20.504	22.716	20.700	7:48.209
8	1:03.761	20.405	22.722	20.634	8:51.970
9	1:03.814	20.442	22.821	20.551	9:55.784
10	1:03.478	20.412	22.482	20.584	10:59.262
11	1:03.778	20.444	22.603	20.731	12:03.040
12	1:04.156	20.437	22.925	20.794	13:07.196
13	1:03.857	20.471	22.634	20.752	14:11.053
14	1:03.951	20.512	22.653	20.786	15:15.004
15	1:04.341	20.697	22.749	20.895	16:19.345
16	1:04.223	20.648	22.776	20.799	17:23.568
17	1:04.332	20.512	22.929	20.891	18:27.900

Vueltas	Tempo por vuelta	Sector 1	Sector 2	Sector 3	Tiempo
Nº67 ROBY SARREA ANA FRANCISCA					
1	1:10.407	23.800	24.454	22.153	1:14.109
2	1:05.710	21.035	23.724	20.951	2:19.819
3	1:04.202	20.626	22.866	20.710	3:24.021
4	1:04.473	20.911	22.728	20.834	4:28.494
5	1:03.979	20.428	22.862	20.689	5:32.473
6	1:03.412	20.250	22.533	20.629	6:35.885
7	1:03.689	20.247	22.779	20.663	7:39.574
8	1:03.740	20.271	22.723	20.746	8:43.314
9	1:03.377	20.235	22.375	20.767	9:46.691
10	1:03.079	20.213	22.354	20.512	10:49.770
11	1:03.568	20.496	22.437	20.635	11:53.338
12	1:03.757	20.338	22.665	20.754	12:57.095
13	1:04.791	20.665	23.500	20.626	14:01.886
14	1:03.870	20.202	23.039	20.629	15:05.756
15	1:04.431	20.327	23.167	20.937	16:10.187
16	1:04.573	20.717	23.198	20.658	17:14.760
17	1:04.512	20.281	23.415	20.816	18:19.272

Vueltas	Tempo por vuelta	Sector 1	Sector 2	Sector 3	Tiempo
Nº68 ORTIZ GOMEZ RAFAEL					
1	1:09.166	22.766	24.446	21.954	1:12.885
2	1:08.169	23.234	23.944	20.991	2:21.054
3	1:04.317	20.297	23.077	20.943	3:25.371
4	1:04.122	20.459	22.901	20.762	4:29.493
5	1:03.917	20.406	22.745	20.766	5:33.410
6	1:03.506	20.342	22.574	20.590	6:36.916
7	1:03.460	20.316	22.601	20.543	7:40.376
8	1:03.541	20.295	22.566	20.680	8:43.917
9	1:03.449	20.310	22.526	20.613	9:47.366
10	1:03.803	20.404	22.710	20.689	10:51.169
11	1:03.744	20.255	22.709	20.780	11:54.913
12	1:03.768	20.336	22.677	20.755	12:58.681

SENIOR

Carrera 2 (C2)

Vuelta a vuelta

Valor informativo. No Oficial

Vueltas	Tempo por vuelta	Sector 1	Sector 2	Sector 3	Tiempo
13	1:04.211	20.348	23.079	20.784	14:02.892
14	1:03.588	20.223	22.706	20.659	15:06.480
15	1:03.976	20.327	22.777	20.872	16:10.456
16	1:04.231	20.368	23.022	20.841	17:14.687
17	1:04.808	20.312	23.695	20.801	18:19.495

SENIOR

Carrera 2 (C2)

Documento 27

Parrilla de Salida

Sujeto a escrutinio & investigaciones deportivas

68	RAFAEL ORTIZ GOMEZ CRG / IAME / VEGA		18	32	NACHO TUÑON GARCIA KART REPUBLIC / IAME / VEGA	
67	ANA FRANCISCA ROBY SARREA KOSMIC / IAME / VEGA		17	46	LUIS ALVES CRG / IAME / VEGA	
63	ASIER GARCIA TERRON BIREL ART / IAME / VEGA		16	39	JAN DURAN OLIVE REDSPEED / IAME / VEGA	
58	DANIEL DORTA AMARAL TONY KART / IAME / VEGA		15	45	JAYDEN KELLY CRG / IAME / VEGA	
62	JOSE ANTONIO PEÑALTA YAGÜE KART REPUBLIC / IAME / VEGA		14	23	JOSE ANTONIO MANNUCCI SCHROEDI TONY KART / IAME / VEGA	
47	LUCAS CARDOSO VIEIRA KART REPUBLIC / IAME / VEGA		13	66	NICOLAS VIA CASALS LANDO NORRIS / IAME / VEGA	
44	DANIEL BRAVO TRIGO ENERGY / IAME / VEGA		12	19	YERAY VAELO LUQUE PAROLIN / IAME / VEGA	
40	EDUARDO DOMINGUEZ BIREL ART / IAME / VEGA		11	61	MARIO PINAZO CERRO KART REPUBLIC / IAME / VEGA	
21	LOURENÇO MARQUES KART REPUBLIC / IAME / VEGA		10	42	LUCAS FEDERICH RODRIGUES KART REPUBLIC / IAME / VEGA	
28	IVAN ARIAS CHAVARRI KART REPUBLIC / IAME / VEGA		9	37	OLIVER MARTINEZ AUGE TONY KART / IAME / VEGA	
31	ERIC GENE CASANOVAS BIREL ART / IAME / VEGA		8	35	MIKEL MERINO IBAÑEZ KART REPUBLIC / IAME / VEGA	
59	AIRE HARUN KART REPUBLIC / IAME / VEGA		7	34	JOAN ALUJA OLESTI BIREL ART / IAME / VEGA	
36	POL CAUBIN FEU BIREL ART / IAME / VEGA		6	5	HUGO LOPEZ DE MIGUEL PRAGA / IAME / VEGA	
6	JAIME SANZ TORRIJOS PRAGA / IAME / VEGA		5	7	DANIEL ANTUNEZ GARRIDO TONY KART / IAME / VEGA	
29	JUAN COTA ALONSO KART REPUBLIC / IAME / VEGA		4	12	ALBANY DEL VALLE VIVAS ALVAREZ CRG / IAME / VEGA	
38	ADRIA MUSTIENES GIL BIREL ART / IAME / VEGA		3	14	SANTIAGO DA COSTA RIBEIRO BIREL ART / IAME / VEGA	
3	ELOI GONZALEZ MORENO REDSPEED / IAME / VEGA		2	4	DANIEL BRIZ LLULL CRG / IAME / VEGA	
27	POL CHAOS RIVERO BIREL ART / IAME / VEGA		1	30	ADRIAN MALHEIRO SUÑE CRG / IAME / VEGA	

POLE POSITION



Salida : 25/09 - 13:00 17 Total = 28.883 km

CEK 2022 - Zuera (ESP) 23-25/09/2022

cek.rfeda.es / RGMCC

SENIOR

Carrera 1 (C1) Clasificación

Documento 26.3

CLASIFICACIÓN PENDIENTE DE APELACIÓN

Pos.	Nº	Piloto	Nac. P.	Consursante	Nac. C.	Equipamiento	Total	Dif.	Interv.	M. Vuelta	Penalización
1 =	27	POL CHAOS RIVERO	ESP	MDC RACING	ESP	BIREL ART / IAME / VEGA	12			1:02.526	
2 ▲4	30	ADRIAN MALHEIRO SUÑE	ESP	GM FUEL	ESP	CRG / IAME / VEGA	12	0.199	0.199	1:02.410	
3 ▼1	3	ELOI GONZALEZ MORENO	ESP	MONLAU COMPETICION C.E.	ESP	REDSPEED / IAME / VEGA	12	0.360	0.161	1:02.564	
4 ▼1	4	DANIEL BRIZ LLULL	ESP	GM FUEL	ESP	CRG / IAME / VEGA	12	1.819	1.459	1:02.694	
5 =	38	ADRIA MUSTIENES GIL	ESP	MDC RACING	ESP	BIREL ART / IAME / VEGA	12	2.692	0.873	1:02.700	
6 ▲1	14	SANTIAGO DA COSTA RIBEIRO	PRT	ESCOLA DE KARTING DO OESTE	PRT	BIREL ART / IAME / VEGA	12	2.790	0.098	1:02.709	
7 ▼3	29	JUAN COTA ALONSO	ESP	KR MOTORSPORT SRL	ITA	KART REPUBLIC / IAME / VEGA	12	2.872	0.082	1:02.511	
8 ▲1	12	ALBANY DEL VALLE VIVAS ALVAREZ	ESP	OPTIMUM PROKART RACING TEAM	ESP	CRG / IAME / VEGA	12	3.307	0.435	1:02.712	
9 ▼1	6	JAIME SANZ TORRIJOS	ESP	PRAGA RACING SL	ESP	PRAGA / IAME / VEGA	12	9.142	5.835	1:03.153	
10 ▲6	7	DANIEL ANTUNEZ GARRIDO	ESP	TDKART RACING	ESP	TONY KART / IAME / VEGA	12	10.633	1.491	1:02.851	
11 ▼1	36	POL CAUBIN FEU	ESP	MDC RACING	ESP	BIREL ART / IAME / VEGA	12	10.978	0.345	1:03.040	
12 ▲12	5	HUGO LOPEZ DE MIGUEL	ESP	PRAGA RACING SL	ESP	PRAGA / IAME / VEGA	12	11.137	0.159	1:02.979	
13 ▲8	59	AIRE HARUN	ESP	ALC MOTORSPORT	ESP	KART REPUBLIC / IAME / VEGA	12	11.297	0.160	1:02.968	
14 ▲4	34	JOAN ALUJA OLESTI	ESP	MDC RACING	ESP	BIREL ART / IAME / VEGA	12	11.777	0.480	1:02.998	
15 =	31	ERIC GENE CASANOVAS	ESP	MOL RACING	ESP	BIREL ART / IAME / VEGA	12	11.993	0.216	1:03.040	
16 ▼3	35	MIKEL MERINO IBAÑEZ	ESP	DG MOTORSPORT	ESP	KART REPUBLIC / IAME / VEGA	12	12.774	0.781	1:03.217	
17 ▲2	28	IVAN ARIAS CHAVARRI	ESP	AC MOTORSPORT	ESP	KART REPUBLIC / IAME / VEGA	12	13.826	1.052	1:03.014	
18 ▼7	37	OLIVER MARTINEZ AUGE	ESP	ECK MOTORSPORT	ESP	TONY KART / IAME / VEGA	12	16.717	2.891	1:02.995	+5.000
19 ▲4	21	LOURENÇO MARQUES	PRT	ANDRE MARQUES	PRT	KART REPUBLIC / IAME / VEGA	12	17.269	0.552	1:03.200	
20 ▲9	42	LUCAS FEDERICH RODRIGUES	ESP	ALC MOTORSPORT	ESP	KART REPUBLIC / IAME / VEGA	12	17.394	0.125	1:03.252	
21 ▲7	40	EDUARDO DOMINGUEZ	ESP	MOL RACING	ESP	BIREL ART / IAME / VEGA	12	20.184	2.790	1:03.056	+5.000
22 =	61	MARIO PINAZO CERRO	ESP	KR MOTORSPORT SRL	ITA	KART REPUBLIC / IAME / VEGA	12	20.672	0.488	1:03.275	
23 ▲8	44	DANIEL BRAVO TRIGO	ESP	GTSRACING ENERGY ESPAÑA	ESP	ENERGY / IAME / VEGA	12	21.076	0.404	1:03.301	
24 ▼7	19	YERAY VAELO LUQUE	ESP	PAROLIN SPAIN	ESP	PAROLIN / IAME / VEGA	12	21.533	0.457	1:03.520	+5.000
25 =	47	LUCAS CARDOSO VIEIRA	PRT	CLAUDIO ESTEFANIO FERNANDES VIEI	PRT	KART REPUBLIC / IAME / VEGA	12	22.784	1.251	1:03.437	+5.000
26 ▲1	66	NICOLAS VIA CASALS	ESP	KIDS TO WIN	ESP	LANDO NORRIS / IAME / VEGA	12	22.967	0.183	1:03.494	
27 ▲5	62	JOSE ANTONIO PEÑALTA YAGÜE	ESP	KR MOTORSPORT SRL	ITA	KART REPUBLIC / IAME / VEGA	12	25.817	2.850	1:03.895	
28 ▲2	23	JOSE ANTONIO MANNUCCI SCHROEDER	ESP	TDKART RACING	ESP	TONY KART / IAME / VEGA	12	26.344	0.527	1:03.928	
29 ▲5	58	DANIEL DORTA AMARAL	ESP	MOL RACING	ESP	TONY KART / IAME / VEGA	12	28.761	2.417	1:04.059	
30 ▲3	45	JAYDEN KELLY	ESP	GM FUEL	ESP	CRG / IAME / VEGA	12	32.128	3.367	1:03.825	
31 ▼5	63	ASIER GARCIA TERRON	ESP	MDC RACING	ESP	BIREL ART / IAME / VEGA	11	1 Vuelta	1 Vuelta	1:03.437	
32 ▼18	39	JAN DURAN OLIVE	ESP	MONLAU COMPETICION C.E.	ESP	REDSPEED / IAME / VEGA	8	4 Total	3 Total	1:02.829	
33 ▲2	67	ANA FRANCISCA ROBY SARREA	PRT	TDKART RACING	ESP	KOSMIC / IAME / VEGA	6	6 Total	2 Total	1:04.137	

Nº37 OLIVER MARTINEZ AUGE : +5 Seg. Penalización. Art: 21.5 del RDK

Nº40 EDUARDO DOMINGUEZ : +5 Seg. Penalización. Art: 21.5 del RDK

Nº19 YERAY VAELO LUQUE : +5 Seg. Penalización. Art: 21.5 del RDK

Nº47 LUCAS CARDOSO VIEIRA : +5 Seg. Penalización. Art: 21.5 del RDK

No Clasificado - 6v Límite Clasificación

▼14	46	LUIS ALVES	PRT	GM FUEL	ESP	CRG / IAME / VEGA	5	7 Total	1 Vuelta	1:03.694	
▼23	32	NACHO TUÑON GARCIA	ESP	KRS KIDS RACING SCHOOL	ESP	KART REPUBLIC / IAME / VEGA	3	9 Total	2 Total	1:04.133	

Lider : Nº27 POL CHAOS RIVERO (1-9) / Nº30 ADRIAN MALHEIRO SUÑE (10-10) / Nº27 POL CHAOS RIVERO (11-12)

Tiempo Inicio : 25/09 - 09:45:11

M. Vuelta : Nº30 ADRIAN MALHEIRO SUÑE 1:02.410 98.00 Km/h

Meteo : Soleado Aire : 14°C Pista : Seco

Record anterior : Nº30 ADRIAN MALHEIRO SUÑE 1:02.604 97.70 Km/h

Nº63 12:41 Vuelta 10

SENIOR

Carrera 1 (C1) Clasificación

Documento 26.3

CLASIFICACIÓN PENDIENTE DE APELACIÓN

Pos.	Nº	Piloto	Nac. P.	Consursante	Nac. C.	Equipamiento	Total	Dif.	Interv.	M. Vuelta	Penalización
=	68	RAFAEL ORTIZ GOMEZ		OPTIMUM PROKART RACING TEAM		CRG / IAME / VEGA	0	12 Total	3 Total		

Nº32 NACHO TUÑON GARCIA : Se aplicarán +5 posiciones de penalización en la Parrilla de Salida de la Carrera 2. Art: 10 del RTE
CARRERA A 16 VUELTAS. RESULTADOS TRAS BANDERA ROJA (75% COMPLETADO)

Lider : Nº27 POL CHAOS RIVERO (1-9) / Nº30 ADRIAN MALHEIRO SUÑE (10-10) / Nº27 POL CHAOS RIVERO (11-12)

Tiempo Inicio : 25/09 - 09:45:11

M. Vuelta : Nº30 ADRIAN MALHEIRO SUÑE 1:02.410 98.00 Km/h

Meteo : Soleado Aire : 14°C Pista : Seco

Record anterior : Nº30 ADRIAN MALHEIRO SUÑE 1:02.604 97.70 Km/h

Nº63 12:41 Vuelta 10

SENIOR

Carrera 1 (C1) Vuelta a vuelta

Valor informativo. No Oficial

	1	2	3	4	5	6	7	8	9	10	11	12	13	14	15	16	17	18	19	20	21	22	23	24	25	26	27	28	29	30	31	32	33	34	35	36
Parilla	27	3	4	29	38	30	14	6	12	36	37	32	35	39	31	7	19	34	28	46	59	61	21	5	47	63	66	40	42	23	44	62	45	58	67	68
Salida	27	4	3	38	14	29	12	30	6	37	36	35	32	39	7	31	34	19	46	28	61	59	5	21	63	47	40	23	66	62	42	58	44	45	67	68
Vuelta 1 Intervalo	27	4	3	38	14	30	29	12	32	6	35	37	36	7	34	46	39	31	5	19	63	59	40	21	28	47	42	62	23	44	66	58	67	45	61	
		0.2	0.2	0.3	0.1	0.0	0.2	0.3	0.1	0.0	0.3	0.0	0.2	0.0	0.3	0.9	0.6	0.2	0.0	0.0	0.0	0.2	0.1	0.1	0.1	0.2	0.4	0.1	0.0	0.1	0.2	0.1	0.0	0.1	2.6	
Vuelta 2	27	4	3	14	38	30	12	29	32	6	37	35	7	36	34	46	39	5	63	19	59	31	42	47	40	28	21	44	23	67	66	62	61	58	45	
		0.3	0.1	1.1	0.1	0.0	0.8	0.6	0.1	0.0	0.1	0.0	0.1	0.2	0.0	0.3	0.1	0.9	0.2	0.2	0.1	0.2	1.5	0.1	0.1	0.0	0.9	0.2	0.0	0.1	0.6	0.1	1.3	0.0	6.4	
Vuelta 3	27	3	4	30	38	14	12	29	6	32	37	7	36	35	34	39	46	5	63	59	19	31	42	28	47	40	21	44	23	67	61	62	66	58	45	
		0.4	0.2	0.9	0.2	0.3	0.2	1.2	0.3	0.4	0.0	0.1	0.2	0.2	0.0	0.1	0.0	0.4	0.2	0.3	0.3	0.3	1.7	0.1	0.2	0.1	0.7	1.6	0.1	0.1	0.2	0.0	0.0	1.0	6.3	
Vuelta 4	27	3	4	30	38	14	12	29	6	37	7	36	39	34	35	5	63	59	46	19	31	28	42	47	40	21	44	23	67	61	62	66	58	45		
		0.4	0.4	0.5	0.5	0.2	0.2	1.2	0.7	0.9	0.0	0.1	0.1	0.6	0.1	0.1	0.6	0.0	0.2	0.3	0.0	1.4	0.3	0.1	0.2	0.6	2.1	0.1	0.2	0.2	0.7	0.0	0.8	5.9		
Vuelta 5	27	3	4	30	38	14	12	29	6	37	39	7	36	34	5	35	59	46	31	19	63	28	42	47	40	21	44	23	61	67	62	66	58	45		
		0.4	0.4	0.0	1.0	0.2	0.1	1.2	1.2	0.7	0.2	0.0	0.3	0.5	0.4	0.3	0.5	0.3	0.0	0.1	0.2	0.9	0.7	0.0	0.1	0.7	2.7	0.1	0.1	0.1	0.7	0.2	0.9	5.8		
Vuelta 6	27	3	30	4	38	14	12	29	6	37	39	7	36	34	5	35	59	31	19	28	47	40	42	21	44	61	23	62	66	58	45	63	63			
		0.4	0.3	0.5	0.9	0.1	0.2	0.9	1.9	0.3	0.2	0.0	0.3	0.5	0.4	0.4	0.2	0.7	1.3	0.6	0.5	0.0	0.2	0.2	3.3	0.2	1.1	0.0	0.0	1.2	6.5	0.5	15.9			
Vuelta 7	27	3	30	4	38	14	12	29	6	37	39	7	36	34	5	35	59	31	19	28	40	47	42	21	44	61	66	23	62	58	45	63				
		0.4	0.0	0.7	0.9	0.1	0.2	0.8	2.5	0.2	0.1	0.0	0.5	0.6	0.3	0.7	0.0	1.0	1.9	0.0	0.6	0.3	0.0	0.0	4.0	0.0	1.2	0.5	0.0	0.8	6.4	19.7				
Vuelta 8	27	30	3	4	38	14	12	29	6	32	37	7	36	34	5	59	35	31	28	19	40	21	42	47	61	44	66	23	62	58	45	63				
		0.1	0.3	0.7	0.8	0.1	0.2	0.6	3.1	0.2	0.4	0.1	0.1	0.4	0.3	0.9	0.2	0.6	1.8	0.5	0.1	1.0	0.4	0.3	3.1	0.3	1.1	0.8	0.4	0.8	6.1	22.2				
Vuelta 9	27	30	3	4	38	14	12	29	6	37	36	7	5	34	59	35	31	28	40	19	21	42	47	61	44	66	23	62	58	45	63					
		0.1	0.3	0.9	0.8	0.1	0.2	0.6	3.7	1.0	0.0	0.2	0.1	0.1	0.9	0.9	0.0	1.8	0.7	0.5	0.7	0.6	0.2	3.1	0.3	1.4	1.2	0.0	1.3	5.6	24.5					
Vuelta 10	30	27	3	4	38	14	12	29	6	36	37	7	5	34	59	31	35	28	40	19	21	42	47	61	44	66	23	62	58	45	63					
		0.0	0.3	1.1	0.8	0.1	0.3	0.2	4.5	1.5	0.0	0.2	0.6	0.1	0.0	0.6	0.3	1.4	0.8	0.9	0.8	0.5	0.1	3.1	0.1	1.6	1.8	0.0	1.7	5.0	27.3					
Vuelta 11	27	30	3	4	38	14	12	29	6	36	37	7	5	59	34	31	35	28	40	19	21	42	47	61	44	66	62	23	58	45	63					
		0.1	0.1	1.3	0.7	0.1	0.2	0.0	5.3	1.3	0.1	0.0	0.6	0.1	0.3	0.3	0.6	1.3	0.9	1.2	0.7	0.4	0.2	2.8	0.4	1.7	2.5	0.0	2.0	4.3	29.8					
Vuelta 12	27	30	3	4	38	14	29	12	6	7	36	5	59	37	34	31	35	28	40	19	21	42	47	61	44	66	62	23	58	45						
		0.1	0.1	1.4	0.8	0.0	0.4	5.8	1.4	0.3	0.1	0.1	0.4	0.0	0.2	0.7	1.0	1.3	1.3	0.7	0.1	0.3	2.8	0.4	1.8	2.8	0.5	2.4	3.3							

SENIOR

Carrera 1 (C1) Vuelta a vuelta

Valor informativo. No Oficial

Nº3 GONZALEZ MORENO ELOI						Nº7 ANTUNEZ GARRIDO DANIEL					
Vueltas	Tempo por vuelta	Sector 1	Sector 2	Sector 3	Tiempo	Vueltas	Tempo por vuelta	Sector 1	Sector 2	Sector 3	Tiempo
1	1:05.677	21.927	23.039	20.711	1:07.453	4	1:03.297	20.162	22.498	20.637	4:20.643
2	1:03.208	20.178	22.500	20.530	2:10.661	5	1:03.331	20.214	22.518	20.599	5:23.974
3	1:03.118	20.160	22.461	20.497	3:13.779	6	1:03.403	20.323	22.471	20.609	6:27.377
4	1:02.896	20.037	22.349	20.510	4:16.675	7	1:03.153	20.129	22.449	20.575	7:30.530
5	1:02.837	20.112	22.273	20.452	5:19.512	8	1:03.225	20.203	22.446	20.576	8:33.755
6	1:02.735	20.073	22.217	20.445	6:22.247	9	1:03.244	20.193	22.444	20.607	9:36.999
7	1:02.749	20.010	22.286	20.453	7:24.996	10	1:03.343	20.281	22.443	20.619	10:40.342
8	1:02.818	20.184	22.235	20.399	8:27.814	11	1:03.327	20.272	22.467	20.588	11:43.669
9	1:02.650	19.969	22.231	20.450	9:30.464	12	1:03.438	20.243	22.525	20.670	12:47.107
10	1:02.653	19.996	22.261	20.396	10:33.117	Nº9 BRIZ LLULL DANIEL					
11	1:02.644	19.995	22.287	20.362	11:35.761	1	1:07.141	22.877	23.413	20.851	1:09.575
12	1:02.564	19.962	22.247	20.355	12:38.325	2	1:04.482	20.504	23.339	20.639	2:14.057
Nº4 BRIZ LLULL DANIEL						3	1:03.944	20.451	22.960	20.533	3:18.001
1	1:05.407	21.871	22.846	20.690	1:07.164	4	1:03.656	20.320	22.754	20.582	4:21.657
2	1:03.371	20.146	22.627	20.598	2:10.535	5	1:03.380	20.281	22.397	20.702	5:25.037
3	1:03.483	20.356	22.590	20.537	3:14.018	6	1:03.071	20.120	22.454	20.497	6:28.108
4	1:03.081	20.099	22.507	20.475	4:17.099	7	1:02.851	20.066	22.319	20.466	7:30.959
5	1:02.910	20.075	22.384	20.451	5:20.009	8	1:03.627	20.339	22.724	20.564	8:34.586
6	1:03.082	20.336	22.330	20.416	6:23.091	9	1:03.692	20.148	23.025	20.519	9:38.278
7	1:02.709	19.985	22.309	20.415	7:25.800	10	1:03.896	20.903	22.474	20.519	10:42.174
8	1:02.786	20.050	22.301	20.435	8:28.586	11	1:03.053	20.167	22.371	20.515	11:45.227
9	1:02.872	20.032	22.343	20.497	9:31.458	12	1:03.371	20.279	22.418	20.674	12:48.598
10	1:02.851	20.082	22.334	20.435	10:34.309	Nº12 VIVAS ALVAREZ ALBANY DEL VALLE					
11	1:02.781	20.029	22.289	20.463	11:37.090	1	1:06.652	21.961	23.804	20.887	1:08.679
12	1:02.694	19.986	22.259	20.449	12:39.784	2	1:04.169	20.656	22.931	20.582	2:12.848
Nº5 LOPEZ DE MIGUEL HUGO						3	1:02.959	20.056	22.429	20.474	3:15.807
1	1:08.847	22.772	25.060	21.015	1:11.775	4	1:02.887	20.023	22.402	20.462	4:18.694
2	1:04.019	20.513	22.854	20.652	2:15.794	5	1:02.747	19.985	22.375	20.387	5:21.441
3	1:03.471	20.250	22.691	20.530	3:19.265	6	1:02.972	20.058	22.422	20.492	6:24.413
4	1:03.673	20.309	22.832	20.532	4:22.938	7	1:02.730	19.985	22.294	20.451	7:27.143
5	1:03.360	20.280	22.587	20.493	5:26.298	8	1:02.752	20.004	22.277	20.471	8:29.895
6	1:03.131	20.081	22.507	20.543	6:29.429	9	1:02.767	19.999	22.390	20.378	9:32.662
7	1:02.979	20.102	22.409	20.468	7:32.408	10	1:02.911	19.984	22.432	20.495	10:35.573
8	1:03.001	20.036	22.497	20.468	8:35.409	11	1:02.712	19.913	22.365	20.434	11:38.285
9	1:02.995	20.076	22.457	20.462	9:38.404	12	1:02.987	20.220	22.393	20.374	12:41.272
10	1:04.459	20.978	22.892	20.589	10:42.863	Nº14 DA COSTA RIBEIRO SANTIAGO					
11	1:02.992	20.079	22.356	20.557	11:45.855	1	1:06.088	21.862	23.573	20.653	1:08.018
12	1:03.247	20.067	22.656	20.524	12:49.102	2	1:03.803	20.484	22.633	20.686	2:11.821
Nº6 SANZ TORRIJOS JAIME						3	1:03.717	20.458	22.750	20.509	3:15.538
1	1:06.722	22.485	23.401	20.836	1:08.858	4	1:02.923	20.030	22.355	20.538	4:18.461
2	1:04.827	20.758	23.353	20.716	2:13.685	5	1:02.846	20.065	22.366	20.415	5:21.307
3	1:03.661	20.441	22.622	20.598	3:17.346	6	1:02.845	19.994	22.419	20.432	6:24.152
						7	1:02.737	20.001	22.343	20.393	7:26.889

SENIOR

Carrera 1 (C1) Vuelta a vuelta

Valor informativo. No Oficial

Vueltas	Tempo por vuelta	Sector 1	Sector 2	Sector 3	Tiempo
8	1:02.709	20.044	22.326	20.339	8:29.598
9	1:02.859	20.056	22.413	20.390	9:32.457
10	1:02.787	20.099	22.292	20.396	10:35.244
11	1:02.781	19.975	22.373	20.433	11:38.025
12	1:02.730	19.976	22.361	20.393	12:40.755

Nº19 VAELO LUQUE YERAY

1	1:09.275	23.498	24.605	21.172	1:11.833
2	1:04.452	20.942	22.819	20.691	2:16.285
3	1:03.901	20.446	22.657	20.798	3:20.186
4	1:04.004	20.188	22.873	20.943	4:24.190
5	1:03.520	20.400	22.626	20.494	5:27.710
6	1:04.584	21.003	22.811	20.770	6:32.294
7	1:03.844	20.329	22.752	20.763	7:36.138
8	1:03.555	20.423	22.633	20.499	8:39.693
9	1:03.945	20.336	22.940	20.669	9:43.638
10	1:03.582	20.258	22.610	20.714	10:47.220
11	1:03.653	20.283	22.691	20.679	11:50.873
12	1:03.625	20.238	22.715	20.672	12:54.498

Nº21 MARQUES LOURENÇO

1	1:09.362	23.473	24.906	20.983	1:12.366
2	1:07.253	22.597	23.704	20.952	2:19.619
3	1:03.982	20.426	22.785	20.771	3:23.601
4	1:03.471	20.319	22.521	20.631	4:27.072
5	1:03.522	20.257	22.544	20.721	5:30.594
6	1:03.450	20.320	22.548	20.582	6:34.044
7	1:03.200	20.159	22.548	20.493	7:37.244
8	1:03.644	20.540	22.533	20.571	8:40.888
9	1:03.522	20.234	22.608	20.680	9:44.410
10	1:03.671	20.343	22.614	20.714	10:48.081
11	1:03.584	20.288	22.587	20.709	11:51.665
12	1:03.569	20.258	22.613	20.698	12:55.234

Nº23 MANNUCCI SCHROEDER JOSE ANTONIO

1	1:10.198	23.895	24.724	21.579	1:13.496
2	1:06.407	21.177	24.152	21.078	2:19.903
3	1:05.420	20.665	23.389	21.366	3:25.323
4	1:04.024	20.500	22.756	20.768	4:29.347
5	1:04.174	20.407	23.075	20.692	5:33.521
6	1:05.207	21.358	22.910	20.939	6:38.728
7	1:04.431	20.930	22.751	20.750	7:43.159
8	1:03.928	20.390	22.722	20.816	8:47.087
9	1:04.374	20.560	22.852	20.962	9:51.461
10	1:04.067	20.489	22.729	20.849	10:55.528
11	1:04.375	20.516	22.785	21.074	11:59.903

Vueltas	Tempo por vuelta	Sector 1	Sector 2	Sector 3	Tiempo
12	1:04.406	20.700	22.793	20.913	13:04.309

Nº27 CHAOS RIVERO POL

1	1:05.283	21.789	22.737	20.757	1:06.936
2	1:03.238	20.191	22.439	20.608	2:10.174
3	1:03.110	20.197	22.374	20.539	3:13.284
4	1:02.952	20.156	22.266	20.530	4:16.236
5	1:02.819	20.164	22.190	20.465	5:19.055
6	1:02.769	20.119	22.168	20.482	6:21.824
7	1:02.737	20.096	22.189	20.452	7:24.561
8	1:02.724	20.092	22.144	20.488	8:27.285
9	1:02.625	20.050	22.117	20.458	9:29.910
10	1:02.889	20.254	22.199	20.436	10:32.799
11	1:02.640	20.025	22.175	20.440	11:35.439
12	1:02.526	19.962	22.097	20.467	12:37.965

Nº28 ARIAS CHAVARRI IVAN

1	1:09.840	23.624	25.183	21.033	1:12.533
2	1:06.182	22.166	23.391	20.625	2:18.715
3	1:03.755	20.333	22.906	20.516	3:22.470
4	1:03.268	20.215	22.491	20.562	4:25.738
5	1:03.193	20.185	22.474	20.534	5:28.931
6	1:03.986	20.781	22.666	20.539	6:32.917
7	1:03.222	20.083	22.511	20.628	7:36.139
8	1:03.014	20.147	22.368	20.499	8:39.153
9	1:03.183	20.179	22.478	20.526	9:42.336
10	1:03.164	20.197	22.434	20.533	10:45.500
11	1:03.129	20.130	22.470	20.529	11:48.629
12	1:03.162	20.114	22.482	20.566	12:51.791

Nº29 COTA ALONSO JUAN

1	1:06.400	22.384	23.345	20.671	1:08.333
2	1:05.174	20.630	23.859	20.685	2:13.507
3	1:03.515	20.393	22.641	20.481	3:17.022
4	1:02.900	19.973	22.472	20.455	4:19.922
5	1:02.800	19.979	22.404	20.417	5:22.722
6	1:02.662	20.071	22.288	20.303	6:25.384
7	1:02.643	19.975	22.282	20.386	7:28.027
8	1:02.564	19.954	22.266	20.344	8:30.591
9	1:02.683	19.977	22.309	20.397	9:33.274
10	1:02.533	19.970	22.218	20.345	10:35.807
11	1:02.519	19.893	22.280	20.346	11:38.326
12	1:02.511	19.952	22.242	20.317	12:40.837

Nº30 MALHEIRO SUÑE ADRIAN

1	1:06.026	22.125	23.316	20.585	1:08.069
2	1:03.931	20.820	22.692	20.419	2:12.000

SENIOR

Carrera 1 (C1) Vuelta a vuelta

Valor informativo. No Oficial

Vueltas	Tempo por vuelta	Sector 1	Sector 2	Sector 3	Tiempo
3	1:03.004	20.209	22.400	20.395	3:15.004
4	1:02.621	20.035	22.173	20.413	4:17.625
5	1:02.431	19.984	22.101	20.346	5:20.056
6	1:02.516	20.049	22.137	20.330	6:22.572
7	1:02.468	19.947	22.185	20.336	7:25.040
8	1:02.410	19.965	22.137	20.308	8:27.450
9	1:02.636	20.016	22.223	20.397	9:30.086
10	1:02.711	19.964	22.157	20.590	10:32.797
11	1:02.787	20.185	22.255	20.347	11:35.584
12	1:02.580	19.977	22.192	20.411	12:38.164

Nº31 GENE CASANOVAS ERIC

1	1:09.288	23.409	24.646	21.233	1:11.735
2	1:04.973	21.393	22.959	20.621	2:16.708
3	1:03.817	20.358	22.577	20.882	3:20.525
4	1:03.716	20.149	22.717	20.850	4:24.241
5	1:03.354	20.271	22.578	20.505	5:27.595
6	1:03.359	20.256	22.549	20.554	6:30.954
7	1:03.265	20.207	22.514	20.544	7:34.219
8	1:03.098	20.141	22.457	20.500	8:37.317
9	1:03.206	20.109	22.555	20.542	9:40.523
10	1:03.151	20.149	22.478	20.524	10:43.674
11	1:03.040	20.060	22.494	20.486	11:46.714
12	1:03.244	20.151	22.514	20.579	12:49.958

Nº32 TUÑÓN GARCIA NACHO

1	1:06.509	22.450	23.129	20.930	1:08.805
2	1:04.835	20.384	23.523	20.928	2:13.640
3	1:04.133	20.715	22.796	20.622	3:17.773

Nº34 ALUJA OLESTI JOAN

1	1:07.368	22.873	23.666	20.829	1:09.907
2	1:04.447	20.298	23.373	20.776	2:14.354
3	1:04.197	20.407	23.205	20.585	3:18.551
4	1:04.038	20.740	22.715	20.583	4:22.589
5	1:03.254	20.299	22.409	20.546	5:25.843
6	1:03.101	20.208	22.411	20.482	6:28.944
7	1:03.154	20.192	22.462	20.500	7:32.098
8	1:02.998	20.187	22.361	20.450	8:35.096
9	1:03.462	20.469	22.532	20.461	9:38.558
10	1:04.434	20.718	23.130	20.586	10:42.992
11	1:03.342	20.354	22.496	20.492	11:46.334
12	1:03.408	20.159	22.429	20.820	12:49.742

Nº35 MERINO IBAÑEZ MIKEL

1	1:06.957	22.866	23.230	20.861	1:09.201
2	1:04.743	20.634	23.376	20.733	2:13.944

Vueltas	Tempo por vuelta	Sector 1	Sector 2	Sector 3	Tiempo
3	1:04.548	20.501	23.393	20.654	3:18.492
4	1:04.256	20.717	22.896	20.643	4:22.748
5	1:03.864	20.556	22.678	20.630	5:26.612
6	1:03.296	20.165	22.522	20.609	6:29.908
7	1:03.217	20.156	22.432	20.629	7:33.125
8	1:03.564	20.340	22.567	20.657	8:36.689
9	1:03.750	20.405	22.649	20.696	9:40.439
10	1:03.574	20.362	22.539	20.673	10:44.013
11	1:03.304	20.164	22.533	20.607	11:47.317
12	1:03.422	20.145	22.633	20.644	12:50.739

Nº36 CAUBIN FEU POL

1	1:07.272	23.040	23.362	20.870	1:09.485
2	1:04.802	20.450	23.404	20.948	2:14.287
3	1:03.955	20.386	23.023	20.546	3:18.242
4	1:03.538	20.345	22.650	20.543	4:21.780
5	1:03.557	20.520	22.560	20.477	5:25.337
6	1:03.086	20.200	22.350	20.536	6:28.423
7	1:03.040	20.142	22.388	20.510	7:31.463
8	1:03.229	20.188	22.498	20.543	8:34.692
9	1:03.385	20.352	22.530	20.503	9:38.077
10	1:03.797	20.565	22.616	20.616	10:41.874
11	1:03.159	20.137	22.406	20.616	11:45.033
12	1:03.910	20.618	22.719	20.573	12:48.943

Nº37 MARTINEZ AUJE OLIVER

1	1:07.095	22.827	23.423	20.845	1:09.256
2	1:04.626	20.459	23.377	20.790	2:13.882
3	1:03.949	20.316	23.071	20.562	3:17.831
4	1:03.743	20.570	22.544	20.629	4:21.574
5	1:03.143	20.135	22.416	20.592	5:24.717
6	1:03.048	20.134	22.350	20.564	6:27.765
7	1:02.995	20.074	22.265	20.656	7:30.760
8	1:03.711	20.616	22.568	20.527	8:34.471
9	1:03.587	20.212	22.694	20.681	9:38.058
10	1:03.886	20.849	22.470	20.567	10:41.944
11	1:03.205	20.261	22.324	20.620	11:45.149
12	1:04.533	20.432	23.229	20.872	12:49.682

Nº38 MUSTIENES GIL ADRIA

1	1:05.997	21.891	23.428	20.678	1:07.839
2	1:04.116	20.918	22.681	20.517	2:11.955
3	1:03.250	20.185	22.385	20.680	3:15.205
4	1:03.000	20.083	22.388	20.529	4:18.205
5	1:02.883	20.116	22.285	20.482	5:21.088
6	1:02.960	20.120	22.353	20.487	6:24.048

SENIOR

Carrera 1 (C1) Vuelta a vuelta

Valor informativo. No Oficial

Vueltas	Tempo por vuelta	Sector 1	Sector 2	Sector 3	Tiempo
7	1:02.721	20.006	22.208	20.507	7:26.769
8	1:02.700	20.094	22.180	20.426	8:29.469
9	1:02.846	20.001	22.346	20.499	9:32.315
10	1:02.803	20.130	22.216	20.457	10:35.118
11	1:02.741	20.039	22.227	20.475	11:37.859
12	1:02.798	20.077	22.217	20.504	12:40.657

Nº39 DURAN OLIVE JAN

1	1:09.093	23.224	24.924	20.945	1:11.465
2	1:03.415	20.184	22.670	20.561	2:14.880
3	1:03.867	20.312	22.878	20.677	3:18.747
4	1:03.171	20.288	22.398	20.485	4:21.918
5	1:03.072	20.202	22.300	20.570	5:24.990
6	1:03.045	20.052	22.417	20.576	6:28.035
7	1:02.829	20.018	22.280	20.531	7:30.864
8	1:03.187	20.159	22.383	20.645	8:34.051

Nº40 DOMINGUEZ EDUARDO

1	1:09.068	23.618	24.398	21.052	1:12.265
2	1:06.356	22.364	23.378	20.614	2:18.621
3	1:04.255	20.228	23.389	20.638	3:22.876
4	1:03.555	20.268	22.813	20.474	4:26.431
5	1:03.436	20.302	22.570	20.564	5:29.867
6	1:03.692	20.630	22.606	20.456	6:33.559
7	1:03.199	20.135	22.516	20.548	7:36.758
8	1:03.056	20.163	22.438	20.455	8:39.814
9	1:03.289	20.133	22.613	20.543	9:43.103
10	1:03.217	20.188	22.465	20.564	10:46.320
11	1:03.269	20.158	22.525	20.586	11:49.589
12	1:03.560	20.253	22.663	20.644	12:53.149

Nº42 FEDERICH RODRIGUES LUCAS

1	1:09.800	23.827	24.557	21.416	1:13.275
2	1:05.013	20.985	23.273	20.755	2:18.288
3	1:04.019	20.348	22.933	20.738	3:22.307
4	1:03.779	20.454	22.704	20.621	4:26.086
5	1:03.575	20.246	22.654	20.675	5:29.661
6	1:04.167	20.884	22.671	20.612	6:33.828
7	1:03.363	20.195	22.526	20.642	7:37.191
8	1:04.116	20.965	22.600	20.551	8:41.307
9	1:03.726	20.257	22.783	20.686	9:45.033
10	1:03.560	20.238	22.657	20.665	10:48.593
11	1:03.514	20.248	22.637	20.629	11:52.107
12	1:03.252	20.114	22.572	20.566	12:55.359

Nº44 BRAVO TRIGO DANIEL

1	1:09.842	23.679	24.777	21.386	1:13.637
---	----------	--------	--------	--------	----------

Vueltas	Tempo por vuelta	Sector 1	Sector 2	Sector 3	Tiempo
2	1:06.232	21.160	23.754	21.318	2:19.869
3	1:05.343	20.637	23.339	21.367	3:25.212
4	1:03.964	20.392	22.799	20.773	4:29.176
5	1:04.209	20.468	22.887	20.854	5:33.385
6	1:04.025	20.419	22.809	20.797	6:37.410
7	1:03.898	20.378	22.836	20.684	7:41.308
8	1:03.782	20.563	22.561	20.658	8:45.090
9	1:03.701	20.291	22.704	20.706	9:48.791
10	1:03.301	20.201	22.492	20.608	10:52.092
11	1:03.527	20.394	22.481	20.652	11:55.619
12	1:03.422	20.191	22.605	20.626	12:59.041

Nº45 KELLY JAYDEN

1	1:10.320	23.732	25.502	21.086	1:14.196
2	1:14.449	20.980	32.361	21.108	2:28.645
3	1:04.574	20.625	22.986	20.963	3:33.219
4	1:04.217	20.488	22.817	20.912	4:37.436
5	1:04.216	20.563	22.751	20.902	5:41.652
6	1:04.911	20.714	23.022	21.175	6:46.563
7	1:03.993	20.475	22.634	20.884	7:50.556
8	1:03.984	20.434	22.714	20.836	8:54.540
9	1:04.034	20.446	22.771	20.817	9:58.574
10	1:03.825	20.384	22.632	20.809	11:02.399
11	1:03.860	20.391	22.709	20.760	12:06.259
12	1:03.834	20.394	22.628	20.812	13:10.093

Nº46 ALVES LUIS

1	1:08.223	23.162	24.261	20.800	1:10.843
2	1:03.904	20.382	22.891	20.631	2:14.747
3	1:04.058	20.519	22.938	20.601	3:18.805
4	1:05.003	20.855	23.447	20.701	4:23.808
5	1:03.694	20.461	22.615	20.618	5:27.502

Nº47 CARDOSO VIEIRA LUCAS

1	1:09.729	23.425	25.196	21.108	1:12.810
2	1:05.665	21.391	23.519	20.755	2:18.475
3	1:04.264	20.713	22.931	20.620	3:22.739
4	1:03.471	20.217	22.736	20.518	4:26.210
5	1:03.502	20.309	22.681	20.512	5:29.712
6	1:03.751	20.472	22.689	20.590	6:33.463
7	1:03.660	20.311	22.679	20.670	7:37.123
8	1:04.503	21.154	22.760	20.589	8:41.626
9	1:03.675	20.312	22.673	20.690	9:45.301
10	1:03.474	20.235	22.670	20.569	10:48.775
11	1:03.537	20.163	22.726	20.648	11:52.312
12	1:03.437	20.153	22.605	20.679	12:55.749

SENIOR

Carrera 1 (C1) Vuelta a vuelta

Valor informativo. No Oficial

Vueltas	Tempo por vuelta	Sector 1	Sector 2	Sector 3	Tiempo	Vueltas	Tempo por vuelta	Sector 1	Sector 2	Sector 3	Tiempo
Nº58 DORTA AMARAL DANIEL						4	1:04.824	20.878	23.133	20.813	4:30.573
1	1:10.325	23.455	24.873	21.997	1:14.003	5	1:03.994	20.453	22.785	20.756	5:34.567
2	1:08.183	21.375	25.694	21.114	2:22.186	6	1:04.176	20.645	22.821	20.710	6:38.743
3	1:04.707	20.488	23.107	21.112	3:26.893	7	1:04.477	21.082	22.743	20.652	7:43.220
4	1:04.595	20.514	23.065	21.016	4:31.488	8	1:04.347	20.546	22.961	20.840	8:47.567
5	1:04.287	20.560	22.838	20.889	5:35.775	9	1:03.957	20.352	22.819	20.786	9:51.524
6	1:04.241	20.657	22.792	20.792	6:40.016	10	1:04.091	20.536	22.786	20.769	10:55.615
7	1:04.059	20.439	22.741	20.879	7:44.075	11	1:04.272	20.687	22.710	20.875	11:59.887
8	1:04.336	20.481	22.903	20.952	8:48.411	12	1:03.895	20.401	22.728	20.766	13:03.782
9	1:04.471	20.476	22.804	21.191	9:52.882	Nº63 GARCIA TERRON ASIER					
10	1:04.510	20.620	22.864	21.026	10:57.392	1	1:08.905	23.193	24.644	21.068	1:11.922
11	1:04.544	20.569	22.996	20.979	12:01.936	2	1:04.108	20.770	22.634	20.704	2:16.030
12	1:04.790	20.617	23.064	21.109	13:06.726	3	1:03.437	20.290	22.510	20.637	3:19.467
Nº59 HARUN AIRE						4	1:04.093	20.237	23.078	20.778	4:23.560
1	1:09.292	23.551	24.602	21.139	1:12.141	5	1:04.384	21.294	22.540	20.550	5:27.944
2	1:04.330	20.819	22.965	20.546	2:16.471	6	1:35.049	46.802	26.186	22.061	7:02.993
3	1:03.345	20.164	22.560	20.621	3:19.816	7	1:07.272	21.765	23.899	21.608	8:10.265
4	1:03.770	20.160	22.889	20.721	4:23.586	8	1:06.480	21.147	23.676	21.657	9:16.745
5	1:03.529	20.452	22.578	20.499	5:27.115	9	1:06.385	21.317	23.536	21.532	10:23.130
6	1:03.080	20.076	22.456	20.548	6:30.195	10	1:06.571	21.311	23.711	21.549	11:29.701
7	1:03.006	20.085	22.433	20.488	7:33.201	11	1:06.374	21.339	23.499	21.536	12:36.075
8	1:03.202	20.198	22.410	20.594	8:36.403	Nº66 VIA CASALS NICOLAS					
9	1:03.074	20.105	22.426	20.543	9:39.477	1	1:10.533	24.295	24.737	21.501	1:13.894
10	1:03.577	20.150	22.881	20.546	10:43.054	2	1:06.761	20.852	24.891	21.018	2:20.655
11	1:02.968	20.221	22.338	20.409	11:46.022	3	1:05.187	20.489	23.547	21.151	3:25.842
12	1:03.240	20.096	22.673	20.471	12:49.262	4	1:04.785	20.614	23.445	20.726	4:30.627
Nº61 PINAZO CERRO MARIO						5	1:04.215	20.600	22.827	20.788	5:34.842
1	1:13.988	29.246	23.672	21.070	1:16.814	6	1:03.958	20.656	22.864	20.438	6:38.800
2	1:05.337	20.403	24.002	20.932	2:22.151	7	1:03.831	20.510	22.794	20.527	7:42.631
3	1:03.539	20.274	22.412	20.853	3:25.690	8	1:03.619	20.384	22.702	20.533	8:46.250
4	1:04.128	20.294	22.948	20.886	4:29.818	9	1:03.984	20.476	22.765	20.743	9:50.234
5	1:03.866	20.484	22.689	20.693	5:33.684	10	1:03.494	20.305	22.597	20.592	10:53.728
6	1:03.943	20.564	22.596	20.783	6:37.627	11	1:03.639	20.314	22.749	20.576	11:57.367
7	1:03.707	20.259	22.899	20.549	7:41.334	12	1:03.565	20.381	22.603	20.581	13:00.932
8	1:03.453	20.347	22.413	20.693	8:44.787	Nº67 ROBY SARREA ANA FRANCISCA					
9	1:03.696	20.251	22.681	20.764	9:48.483	1	1:09.524	23.322	24.827	21.375	1:14.010
10	1:03.444	20.278	22.436	20.730	10:51.927	2	1:06.028	21.058	24.188	20.782	2:20.038
11	1:03.275	20.133	22.492	20.650	11:55.202	3	1:05.417	20.609	23.454	21.354	3:25.455
12	1:03.435	20.134	22.527	20.774	12:58.637	4	1:04.137	20.449	22.957	20.731	4:29.592
Nº62 PEÑALTA YAGÜE JOSE ANTONIO						5	1:04.236	20.804	22.808	20.624	5:33.828
1	1:09.989	23.453	24.866	21.670	1:13.438	6	1:13.236	23.938	27.214	22.084	6:47.064
2	1:07.342	21.526	24.914	20.902	2:20.780						
3	1:04.969	20.544	23.284	21.141	3:25.749						

SENIOR

Carrera 1 (C1)

Documento 24

Parrilla de Salida

Sujeto a escrutinio & investigaciones deportivas

67	ANA FRANCISCA ROBY SARREA KOSMIC / IAME / VEGA		18	68	RAFAEL ORTIZ GOMEZ CRG / IAME / VEGA	
45	JAYDEN KELLY CRG / IAME / VEGA		17	58	DANIEL DORTA AMARAL TONY KART / IAME / VEGA	
44	DANIEL BRAVO TRIGO ENERGY / IAME / VEGA		16	62	JOSE ANTONIO PEÑALTA YAGÜE KART REPUBLIC / IAME / VEGA	
42	LUCAS FEDERICH RODRIGUES KART REPUBLIC / IAME / VEGA		15	23	JOSE ANTONIO MANNUCCI SCHROEDI TONY KART / IAME / VEGA	
66	NICOLAS VIA CASALS LANDO NORRIS / IAME / VEGA		14	40	EDUARDO DOMINGUEZ BIREL ART / IAME / VEGA	
47	LUCAS CARDOSO VIEIRA KART REPUBLIC / IAME / VEGA		13	63	ASIER GARCIA TERRON BIREL ART / IAME / VEGA	
21	LOURENÇO MARQUES KART REPUBLIC / IAME / VEGA		12	5	HUGO LOPEZ DE MIGUEL PRAGA / IAME / VEGA	
59	AIRE HARUN KART REPUBLIC / IAME / VEGA		11	61	MARIO PINAZO CERRO KART REPUBLIC / IAME / VEGA	
28	IVAN ARIAS CHAVARRI KART REPUBLIC / IAME / VEGA		10	46	LUIS ALVES CRG / IAME / VEGA	
19	YERAY VAELO LUQUE PAROLIN / IAME / VEGA		9	34	JOAN ALUJA OLESTI BIREL ART / IAME / VEGA	
31	ERIC GENE CASANOVAS BIREL ART / IAME / VEGA		8	7	DANIEL ANTUNEZ GARRIDO TONY KART / IAME / VEGA	
35	MIKEL MERINO IBAÑEZ KART REPUBLIC / IAME / VEGA		7	39	JAN DURAN OLIVE REDSPEED / IAME / VEGA	
37	OLIVER MARTINEZ AUGE TONY KART / IAME / VEGA		6	32	NACHO TUÑON GARCIA KART REPUBLIC / IAME / VEGA	
12	ALBANY DEL VALLE VIVAS ALVAREZ CRG / IAME / VEGA		5	36	POL CAUBIN FEU BIREL ART / IAME / VEGA	
14	SANTIAGO DA COSTA RIBEIRO BIREL ART / IAME / VEGA		4	6	JAIME SANZ TORRIJOS PRAGA / IAME / VEGA	
38	ADRIA MUSTIENES GIL BIREL ART / IAME / VEGA		3	30	ADRIAN MALHEIRO SUÑE CRG / IAME / VEGA	
4	DANIEL BRIZ LLULL CRG / IAME / VEGA		2	29	JUAN COTA ALONSO KART REPUBLIC / IAME / VEGA	
27	POL CHAOS RIVERO BIREL ART / IAME / VEGA		1	3	ELOI GONZALEZ MORENO REDSPEED / IAME / VEGA	

POLE POSITION



Salida : 25/09 - 09:30 16 Total = 27.184 km

CEK 2022 - Zuera (ESP) 23-25/09/2022

cek.rfeda.es / RGMCC

SENIOR

Warm Up Clasificación

Documento 25

Sujeto a escrutinio & investigaciones deportivas

Pos.	Nº	Piloto	Nac. P.	Consursante	Nac. C.	Equipamiento	Tiempo	Vlta.	Dif.	Km/h	Total
1	38	ADRIA MUSTIENES GIL	ESP	MDC RACING	ESP	BIREL ART / IAME / VEGA	1:03.399	5		96.47	6
2	14	SANTIAGO DA COSTA RIBEIRO	PRT	ESCOLA DE KARTING DO OESTE	PRT	BIREL ART / IAME / VEGA	1:03.400	6	0.001	96.47	6
3	4	DANIEL BRIZ LLULL	ESP	GM FUEL	ESP	CRG / IAME / VEGA	1:03.429	6	0.030	96.43	6
4	3	ELOI GONZALEZ MORENO	ESP	MONLAU COMPETICION C.E.	ESP	REDSPEED / IAME / VEGA	1:03.450	5	0.051	96.40	5
5	27	POL CHAOS RIVERO	ESP	MDC RACING	ESP	BIREL ART / IAME / VEGA	1:03.587	6	0.188	96.19	6
6	7	DANIEL ANTUNEZ GARRIDO	ESP	TDKART RACING	ESP	TONY KART / IAME / VEGA	1:03.587	6	0.188	96.19	6
7	29	JUAN COTA ALONSO	ESP	KR MOTORSPORT SRL	ITA	KART REPUBLIC / IAME / VEGA	1:03.607	6	0.208	96.16	6
8	28	IVAN ARIAS CHAVARRI	ESP	AC MOTORSPORT	ESP	KART REPUBLIC / IAME / VEGA	1:03.658	5	0.259	96.08	6
9	34	JOAN ALUJA OLESTI	ESP	MDC RACING	ESP	BIREL ART / IAME / VEGA	1:03.700	6	0.301	96.02	6
10	40	EDUARDO DOMINGUEZ	ESP	MOL RACING	ESP	BIREL ART / IAME / VEGA	1:03.705	5	0.306	96.01	5
11	63	ASIER GARCIA TERRON	ESP	MDC RACING	ESP	BIREL ART / IAME / VEGA	1:03.740	6	0.341	95.96	6
12	46	LUIS ALVES	PRT	GM FUEL	ESP	CRG / IAME / VEGA	1:03.750	6	0.351	95.94	6
13	39	JAN DURAN OLIVE	ESP	MONLAU COMPETICION C.E.	ESP	REDSPEED / IAME / VEGA	1:03.817	6	0.418	95.84	6
14	36	POL CAUBIN FEU	ESP	MDC RACING	ESP	BIREL ART / IAME / VEGA	1:03.838	6	0.439	95.81	6
15	59	AIRE HARUN	ESP	ALC MOTORSPORT	ESP	KART REPUBLIC / IAME / VEGA	1:03.851	6	0.452	95.79	6
16	37	OLIVER MARTINEZ AUGE	ESP	ECK MOTORSPORT	ESP	TONY KART / IAME / VEGA	1:03.874	5	0.475	95.76	6
17	35	MIKEL MERINO IBAÑEZ	ESP	DG MOTORSPORT	ESP	KART REPUBLIC / IAME / VEGA	1:03.926	6	0.527	95.68	6
18	19	YERAY VAELO LUQUE	ESP	PAROLIN SPAIN	ESP	PAROLIN / IAME / VEGA	1:03.971	6	0.572	95.61	6
19	12	ALBANY DEL VALLE VIVAS ALVAREZ	ESP	OPTIMUM PROKART RACING TEAM	ESP	CRG / IAME / VEGA	1:04.047	4	0.648	95.50	5
20	5	HUGO LOPEZ DE MIGUEL	ESP	PRAGA RACING SL	ESP	PRAGA / IAME / VEGA	1:04.054	5	0.655	95.49	6
21	47	LUCAS CARDOSO VIEIRA	PRT	CLAUDIO ESTEFANIO FERNANDES VIEI	PRT	KART REPUBLIC / IAME / VEGA	1:04.156	5	0.757	95.34	6
22	44	DANIEL BRAVO TRIGO	ESP	GTSRACING ENERGY ESPAÑA	ESP	ENERGY / IAME / VEGA	1:04.279	6	0.880	95.15	6
23	45	JAYDEN KELLY	ESP	GM FUEL	ESP	CRG / IAME / VEGA	1:04.335	6	0.936	95.07	6
24	21	LOURENÇO MARQUES	PRT	ANDRE MARQUES	PRT	KART REPUBLIC / IAME / VEGA	1:04.440	5	1.041	94.92	6
25	58	DANIEL DORTA AMARAL	ESP	MOL RACING	ESP	TONY KART / IAME / VEGA	1:04.568	4	1.169	94.73	4
26	67	ANA FRANCISCA ROBY SARREA	PRT	TDKART RACING	ESP	KOSMIC / IAME / VEGA	1:04.647	6	1.248	94.61	6
27	62	JOSE ANTONIO PEÑALTA YAGÜE	ESP	KR MOTORSPORT SRL	ITA	KART REPUBLIC / IAME / VEGA	1:04.693	6	1.294	94.55	6
28	42	LUCAS FEDERICH RODRIGUES	ESP	ALC MOTORSPORT	ESP	KART REPUBLIC / IAME / VEGA	1:04.751	6	1.352	94.46	6
29	66	NICOLAS VIA CASALS	ESP	KIDS TO WIN	ESP	LANDO NORRIS / IAME / VEGA	1:04.887	5	1.488	94.26	6
30	23	JOSE ANTONIO MANNUCCI SCHROEDER	ESP	TDKART RACING	ESP	TONY KART / IAME / VEGA	1:05.110	4	1.711	93.94	4
31	31	ERIC GENE CASANOVAS	ESP	MOL RACING	ESP	BIREL ART / IAME / VEGA	1:05.166	2	1.767	93.86	2
32	32	NACHO TUÑON GARCIA	ESP	KRS KIDS RACING SCHOOL	ESP	KART REPUBLIC / IAME / VEGA	1:05.634	6	2.235	93.19	6
33	68	RAFAEL ORTIZ GOMEZ	ESP	OPTIMUM PROKART RACING TEAM	ESP	CRG / IAME / VEGA	1:06.186	5	2.787	92.41	6
34	61	MARIO PINAZO CERRO	ESP	KR MOTORSPORT SRL	ITA	KART REPUBLIC / IAME / VEGA	1:06.186	2	2.787	92.41	2

No Clasificados

6	JAIME SANZ TORRIJOS	ESP	PRAGA RACING SL	ESP	PRAGA / IAME / VEGA	Sin Tiempo					
30	ADRIAN MALHEIRO SUÑE	ESP	GM FUEL	ESP	CRG / IAME / VEGA	Sin Tiempo					

Tiempo Inicio : 25/09 - 08:00:00

M. Vuelta : Nº38 ADRIA MUSTIENES GIL 1:03.399 96.47 Km/h

Meteo : Nublado Aire : 13°C Pista : Seco

Evento Grabado : Nº30 ADRIAN MALHEIRO SUÑE 1:02.604 97.70 Km/h

SENIOR

Warm Up

Mejores tiempos de sector

Valor informativo. No Oficial

S1			S2			S3			Ideal Lap Times					
Pos.	Nº	Tiempo	Pos.	Nº	Tiempo	Pos.	Nº	Tiempo	Pos.	Nº	Piloto	Ideal Lap	Best Lap	Diff.
1	7	20.203	1	14	22.555	1	38	20.503	1	38	ADRIA MUSTIENES GIL	1:03.380	1:03.399	0.019
2	12	20.230	2	3	22.601	2	28	20.510	2	14	SANTIAGO DA COSTA RIBEIRO	1:03.400	1:03.400	
3	59	20.237	3	38	22.620	3	40	20.515	3	4	DANIEL BRIZ LLULL	1:03.429	1:03.429	
4	5	20.240	4	27	22.626	4	4	20.521	4	3	ELOI GONZALEZ MORENO	1:03.450	1:03.450	
5	14	20.241	5	4	22.655	5	3	20.554	5	28	IVAN ARIAS CHAVARRI	1:03.549	1:03.658	0.109
6	28	20.253	6	7	22.694	6	29	20.579	6	7	DANIEL ANTUNEZ GARRIDO	1:03.569	1:03.587	0.018
6	4	20.253	7	63	22.698	7	14	20.604	7	27	POL CHAOS RIVERO	1:03.587	1:03.587	
8	38	20.257	8	35	22.701	8	36	20.619	8	29	JUAN COTA ALONSO	1:03.599	1:03.607	0.008
9	29	20.258	9	34	22.718	9	37	20.625	9	40	EDUARDO DOMINGUEZ	1:03.630	1:03.705	0.075
10	40	20.279	10	46	22.735	10	27	20.644	10	63	ASIER GARCIA TERRON	1:03.652	1:03.740	0.088
11	63	20.283	11	39	22.751	11	59	20.650	11	5	HUGO LOPEZ DE MIGUEL	1:03.678	1:04.054	0.376
12	3	20.295	12	29	22.762	12	5	20.657	12	59	AIRE HARUN	1:03.695	1:03.851	0.156
13	34	20.304	13	36	22.773	13	35	20.660	13	34	JOAN ALUJA OLESTI	1:03.700	1:03.700	
14	39	20.317	14	5	22.781	14	63	20.671	14	35	MIKEL MERINO IBAÑEZ	1:03.703	1:03.926	0.223
14	27	20.317	15	28	22.786	15	7	20.672	15	46	LUIS ALVES	1:03.750	1:03.750	
16	46	20.320	16	37	22.800	16	34	20.678	16	36	POL CAUBIN FEU	1:03.801	1:03.838	0.037
17	35	20.342	17	59	22.808	17	46	20.695	17	39	JAN DURAN OLIVE	1:03.810	1:03.817	0.007
18	47	20.377	18	40	22.836	18	12	20.709	18	37	OLIVER MARTINEZ AUGE	1:03.862	1:03.874	0.012
19	19	20.385	19	19	22.867	19	19	20.719	19	12	ALBANY DEL VALLE VIVAS ALVAREZ	1:03.970	1:04.047	0.077
20	36	20.409	20	45	22.942	20	47	20.724	20	19	YERAY VAELO LUQUE	1:03.971	1:03.971	
21	37	20.437	21	47	22.976	21	39	20.742	21	47	LUCAS CARDOSO VIEIRA	1:04.077	1:04.156	0.079
22	45	20.440	22	44	22.979	22	44	20.820	22	44	DANIEL BRAVO TRIGO	1:04.279	1:04.279	
23	58	20.465	23	67	23.012	23	21	20.824	23	21	LOURENÇO MARQUES	1:04.323	1:04.440	0.117
24	21	20.471	24	21	23.028	24	42	20.868	24	45	JAYDEN KELLY	1:04.335	1:04.335	
25	44	20.480	25	12	23.031	25	66	20.878	25	58	DANIEL DORTA AMARAL	1:04.568	1:04.568	
26	66	20.577	26	42	23.126	26	31	20.886	26	42	LUCAS FEDERICH RODRIGUES	1:04.612	1:04.751	0.139
27	42	20.618	27	62	23.146	27	58	20.903	27	67	ANA FRANCISCA ROBY SARREA	1:04.647	1:04.647	
28	62	20.620	28	58	23.200	28	62	20.906	28	62	JOSE ANTONIO PEÑALTA YAGÜE	1:04.672	1:04.693	0.021
29	67	20.638	29	32	23.281	29	45	20.953	29	66	NICOLAS VIA CASALS	1:04.825	1:04.887	0.062
30	23	20.804	30	23	23.292	30	67	20.997	30	23	JOSE ANTONIO MANNUCCI SCHROEDER	1:05.110	1:05.110	
31	31	20.870	31	66	23.370	31	23	21.014	31	31	ERIC GENE CASANOVAS	1:05.166	1:05.166	

SENIOR

Warm Up

Valor informativo. No Oficial

Mejores tiempos de sector

S1			S2			S3			Ideal Lap Times				il Lap Ti	
Pos.	Nº	Tiempo	Pos.	Nº	Tiempo	Pos.	Nº	Tiempo	Pos.	Nº	Piloto	Ideal Lap	Best Lap	Diff.
32	68	20.921	32	31	23.410	32	32	21.114	32	32	NACHO TUÑÓN GARCIA	1:05.634	1:05.634	
33	32	21.239	33	68	23.653	33	61	21.146	33	68	RAFAEL ORTIZ GOMEZ	1:05.936	1:06.186	0.250
34	61	21.264	34	61	23.776	34	68	21.362	34	61	MARIO PINAZO CERRO	1:06.186	1:06.186	

SENIOR

Warm Up Vuelta a vuelta

Valor informativo. No Oficial

Vueltas	Tempo por vuelta	Sector 1	Sector 2	Sector 3	Tiempo	Vueltas	Tempo por vuelta	Sector 1	Sector 2	Sector 3	Tiempo
Nº3 GONZALEZ MORENO ELOI						2	1:06.361	21.186	23.835	21.340	3:59.502
1	1:08.613	23.152	24.259	21.202	3:48.256	3	1:05.521	21.024	23.484	21.013	5:05.023
2	1:04.774	20.701	23.142	20.931	4:53.030	4	1:04.508	20.575	23.122	20.811	6:09.531
3	1:04.267	20.516	22.992	20.759	5:57.297	5	1:04.781	20.910	23.003	20.868	7:14.312
4	1:05.060	20.529	23.022	21.509	7:02.357	6	1:03.971	20.385	22.867	20.719	8:18.283
5	1:03.450	20.295	22.601	20.554	8:05.807	Nº21 MARQUES LOURENÇO					
Nº4 BRIZ LLULL DANIEL						1	1:11.265	24.755	24.938	21.572	2:49.746
1	1:07.965	22.094	24.613	21.258	2:49.743	2	1:06.884	21.446	24.159	21.279	3:56.630
2	1:05.249	20.880	23.346	21.023	3:54.992	3	1:05.603	21.120	23.472	21.011	5:02.233
3	1:04.097	20.521	22.965	20.611	4:59.089	4	1:04.979	20.729	23.353	20.897	6:07.212
4	1:04.086	20.625	22.814	20.647	6:03.175	5	1:04.440	20.471	23.028	20.941	7:11.652
5	1:03.641	20.304	22.751	20.586	7:06.816	6	1:04.478	20.582	23.072	20.824	8:16.130
6	1:03.429	20.253	22.655	20.521	8:10.245	Nº23 MANNUCCI SCHROEDER JOSE ANTONIO					
Nº5 LOPEZ DE MIGUEL HUGO						1	1:10.333	23.594	25.201	21.538	2:49.265
1	1:07.729	22.180	24.173	21.376	2:55.727	2	1:06.941	21.671	23.965	21.305	3:56.206
2	1:10.922	21.162	23.679	26.081	4:06.649	3	3:04.403	2:18.982	24.107	21.314	7:00.609
3	1:05.205	21.006	23.268	20.931	5:11.854	4	1:05.110	20.804	23.292	21.014	8:05.719
4	1:04.858	20.524	23.365	20.969	6:16.712	Nº27 CHAOS RIVERO POL					
5	1:04.054	20.616	22.781	20.657	7:20.766	1	1:06.454	21.397	23.775	21.282	2:40.144
6	1:04.111	20.240	23.200	20.671	8:24.877	2	1:12.197	24.554	26.561	21.082	3:52.341
Nº7 ANTUNEZ GARRIDO DANIEL						3	1:04.775	20.693	23.106	20.976	4:57.116
1	1:08.906	22.425	25.234	21.247	2:49.842	4	1:04.086	20.467	22.891	20.728	6:01.202
2	1:05.313	20.872	23.392	21.049	3:55.155	5	1:03.686	20.336	22.682	20.668	7:04.888
3	1:04.139	20.525	22.925	20.689	4:59.294	6	1:03.587	20.317	22.626	20.644	8:08.475
4	1:04.109	20.481	22.910	20.718	6:03.403	Nº28 ARIAS CHAVARRI IVAN					
5	1:03.788	20.316	22.800	20.672	7:07.191	1	1:07.309	22.339	23.840	21.130	2:45.245
6	1:03.587	20.203	22.694	20.690	8:10.778	2	1:05.019	20.720	23.343	20.956	3:50.264
Nº12 VIVAS ALVAREZ ALBANY DEL VALLE						3	1:07.415	22.986	23.573	20.856	4:57.679
1	1:07.438	21.715	24.176	21.547	2:55.109	4	1:03.979	20.434	22.905	20.640	6:01.658
2	1:05.630	21.224	23.415	20.991	4:00.739	5	1:03.658	20.310	22.786	20.562	7:05.316
3	1:04.830	20.539	23.404	20.887	5:05.569	6	1:04.005	20.253	23.242	20.510	8:09.321
4	1:04.047	20.230	23.108	20.709	6:09.616	Nº29 COTA ALONSO JUAN					
5	1:04.088	20.277	23.031	20.780	7:13.704	1	1:08.235	21.883	24.979	21.373	2:50.303
Nº14 DA COSTA RIBEIRO SANTIAGO						2	1:05.923	21.193	23.704	21.026	3:56.226
1	1:07.026	21.537	24.210	21.279	2:57.157	3	1:04.715	20.709	23.206	20.800	5:00.941
2	1:05.293	20.899	23.322	21.072	4:02.450	4	1:04.166	20.344	23.043	20.779	6:05.107
3	1:04.384	20.459	23.005	20.920	5:06.834	5	1:03.865	20.258	22.964	20.643	7:08.972
4	1:03.816	20.323	22.764	20.729	6:10.650	6	1:03.607	20.266	22.762	20.579	8:12.579
5	1:03.721	20.304	22.612	20.805	7:14.371	Nº31 GENE CASANOVAS ERIC					
6	1:03.400	20.241	22.555	20.604	8:17.771	1	1:06.832	21.394	23.997	21.441	2:54.108
Nº19 VAELO LUQUE YERAY						2	1:05.166	20.870	23.410	20.886	3:59.274
1	1:08.729	22.009	24.726	21.994	2:53.141						

SENIOR

Warm Up Vuelta a vuelta

Valor informativo. No Oficial

Vueltas	mpo por vuelta	Sector 1	Sector 2	Sector 3	Tiempo
Nº32 TUÑÓN GARCIA NACHO					
1	1:18.256	25.221	27.340	25.695	2:55.618
2	1:10.889	22.878	25.765	22.246	4:06.507
3	1:08.631	22.710	24.139	21.782	5:15.138
4	1:07.835	22.297	23.958	21.580	6:22.973
5	1:06.966	21.914	23.720	21.332	7:29.939
6	1:05.634	21.239	23.281	21.114	8:35.573

Vueltas	mpo por vuelta	Sector 1	Sector 2	Sector 3	Tiempo
Nº34 ALUJA OLESTI JOAN					
1	1:09.184	23.354	24.420	21.410	2:48.580
2	1:05.507	20.885	23.514	21.108	3:54.087
3	1:04.904	20.632	23.312	20.960	4:58.991
4	1:05.099	21.159	23.162	20.778	6:04.090
5	1:03.914	20.367	22.833	20.714	7:08.004
6	1:03.700	20.304	22.718	20.678	8:11.704

Vueltas	mpo por vuelta	Sector 1	Sector 2	Sector 3	Tiempo
Nº35 MERINO IBAÑEZ MIKEL					
1	1:08.403	21.830	24.985	21.588	2:51.582
2	1:05.326	20.777	23.376	21.173	3:56.908
3	1:04.926	20.761	23.171	20.994	5:01.834
4	1:04.262	20.474	22.955	20.833	6:06.096
5	1:03.975	20.342	22.900	20.733	7:10.071
6	1:03.926	20.565	22.701	20.660	8:13.997

Vueltas	mpo por vuelta	Sector 1	Sector 2	Sector 3	Tiempo
Nº36 CAUBIN FEU POL					
1	1:08.046	21.718	24.434	21.894	2:52.459
2	1:05.232	20.797	23.440	20.995	3:57.691
3	1:04.597	20.575	23.188	20.834	5:02.288
4	1:04.176	20.572	22.868	20.736	6:06.464
5	1:04.036	20.409	22.902	20.725	7:10.500
6	1:03.838	20.446	22.773	20.619	8:14.338

Vueltas	mpo por vuelta	Sector 1	Sector 2	Sector 3	Tiempo
Nº37 MARTINEZ AUGÉ OLIVER					
1	1:08.087	22.835	24.003	21.249	2:46.467
2	1:05.400	20.752	23.648	21.000	3:51.867
3	1:05.416	20.873	23.746	20.797	4:57.283
4	1:04.032	20.484	22.815	20.733	6:01.315
5	1:03.874	20.449	22.800	20.625	7:05.189
6	1:04.071	20.437	22.984	20.650	8:09.260

Vueltas	mpo por vuelta	Sector 1	Sector 2	Sector 3	Tiempo
Nº38 MUSTIENES GIL ADRIA					
1	1:07.254	21.598	24.298	21.358	2:53.595
2	1:04.845	20.653	23.343	20.849	3:58.440
3	1:04.259	20.616	22.894	20.749	5:02.699
4	1:04.017	20.395	22.967	20.655	6:06.716
5	1:03.399	20.268	22.628	20.503	7:10.115
6	1:03.413	20.257	22.620	20.536	8:13.528

Vueltas	mpo por vuelta	Sector 1	Sector 2	Sector 3	Tiempo
Nº39 DURAN OLIVE JAN					
1	1:07.862	22.058	24.301	21.503	2:43.028
2	1:05.831	21.083	23.789	20.959	3:48.859
3	1:04.887	20.553	23.386	20.948	4:53.746
4	1:04.125	20.503	22.877	20.745	5:57.871
5	1:04.049	20.474	22.833	20.742	7:01.920
6	1:03.817	20.317	22.751	20.749	8:05.737

Vueltas	mpo por vuelta	Sector 1	Sector 2	Sector 3	Tiempo
Nº40 DOMINGUEZ EDUARDO					
1	1:08.715	22.022	24.375	22.318	3:48.448
2	1:04.957	20.776	23.392	20.789	4:53.405
3	1:04.076	20.440	22.995	20.641	5:57.481
4	1:03.784	20.279	22.857	20.648	7:01.265
5	1:03.705	20.354	22.836	20.515	8:04.970

Vueltas	mpo por vuelta	Sector 1	Sector 2	Sector 3	Tiempo
Nº42 FEDERICH RODRIGUES LUCAS					
1	1:09.145	22.256	25.104	21.785	2:51.999
2	1:06.391	21.171	24.072	21.148	3:58.390
3	1:05.627	21.020	23.515	21.092	5:04.017
4	1:05.071	20.701	23.309	21.061	6:09.088
5	1:05.153	20.618	23.648	20.887	7:14.241
6	1:04.751	20.757	23.126	20.868	8:18.992

Vueltas	mpo por vuelta	Sector 1	Sector 2	Sector 3	Tiempo
Nº44 BRAVO TRIGO DANIEL					
1	1:08.539	22.183	24.573	21.783	2:59.844
2	1:06.293	21.097	23.863	21.333	4:06.137
3	1:05.390	20.852	23.428	21.110	5:11.527
4	1:05.611	20.532	23.630	21.449	6:17.138
5	1:04.822	20.769	23.157	20.896	7:21.960
6	1:04.279	20.480	22.979	20.820	8:26.239

Vueltas	mpo por vuelta	Sector 1	Sector 2	Sector 3	Tiempo
Nº45 KELLY JAYDEN					
1	1:11.880	24.969	25.092	21.819	2:50.207
2	1:06.896	21.571	23.822	21.503	3:57.103
3	1:05.885	20.823	23.761	21.301	5:02.988
4	1:04.661	20.561	23.101	20.999	6:07.649
5	1:05.047	20.810	23.211	21.026	7:12.696
6	1:04.335	20.440	22.942	20.953	8:17.031

Vueltas	mpo por vuelta	Sector 1	Sector 2	Sector 3	Tiempo
Nº46 ALVES LUIS					
1	1:06.627	21.427	23.974	21.226	2:41.671
2	1:05.775	21.176	23.491	21.108	3:47.446
3	1:04.511	20.570	23.086	20.855	4:51.957
4	1:04.681	20.437	23.310	20.934	5:56.638
5	1:03.963	20.383	22.849	20.731	7:00.601
6	1:03.750	20.320	22.735	20.695	8:04.351

SENIOR

Warm Up Vuelta a vuelta

Valor informativo. No Oficial

Vueltas	Tempo por vuelta	Sector 1	Sector 2	Sector 3	Tiempo
Nº47 CARDOSO VIEIRA LUCAS					
1	1:08.663	22.806	24.401	21.456	2:48.964
2	1:06.269	21.043	23.716	21.510	3:55.233
3	1:04.845	20.706	23.204	20.935	5:00.078
4	1:04.500	20.549	23.116	20.835	6:04.578
5	1:04.156	20.377	22.976	20.803	7:08.734
6	1:04.290	20.585	22.981	20.724	8:13.024
Nº58 DORTA AMARAL DANIEL					
1	1:07.206	21.631	23.951	21.624	4:50.537
2	1:06.808	21.327	23.811	21.670	5:57.345
3	1:05.408	21.084	23.296	21.028	7:02.753
4	1:04.568	20.465	23.200	20.903	8:07.321
Nº59 HARUN AIRE					
1	1:07.085	21.651	24.146	21.288	2:55.168
2	1:05.937	21.426	23.551	20.960	4:01.105
3	1:04.529	20.671	23.172	20.686	5:05.634
4	1:04.101	20.447	23.004	20.650	6:09.735
5	1:04.167	20.411	23.010	20.746	7:13.902
6	1:03.851	20.237	22.808	20.806	8:17.753
Nº61 PINAZO CERRO MARIO					
1	1:08.821	22.498	24.824	21.499	2:54.023
2	1:06.186	21.264	23.776	21.146	4:00.209
Nº62 PEÑALTA YAGÜE JOSE ANTONIO					
1	1:07.736	22.201	24.028	21.507	2:58.086
2	1:06.993	20.982	24.650	21.361	4:05.079
3	1:05.402	20.977	23.365	21.060	5:10.481
4	1:06.181	20.991	24.096	21.094	6:16.662
5	1:05.484	21.333	23.245	20.906	7:22.146
6	1:04.693	20.620	23.146	20.927	8:26.839
Nº63 GARCIA TERRON ASIER					
1	1:06.860	21.455	24.066	21.339	2:53.664
2	1:05.372	20.921	23.401	21.050	3:59.036
3	1:04.612	20.681	23.060	20.871	5:03.648
4	1:04.099	20.394	22.907	20.798	6:07.747
5	1:04.109	20.638	22.800	20.671	7:11.856
6	1:03.740	20.283	22.698	20.759	8:15.596
Nº66 VIA CASALS NICOLAS					
1	1:08.206	21.938	24.734	21.534	2:57.783
2	1:06.472	20.944	24.382	21.146	4:04.255
3	1:05.893	20.734	23.671	21.488	5:10.148
4	1:05.126	20.718	23.530	20.878	6:15.274
5	1:04.887	20.601	23.370	20.916	7:20.161

Vueltas	Tempo por vuelta	Sector 1	Sector 2	Sector 3	Tiempo
6	1:05.319	20.577	23.854	20.888	8:25.480
Nº67 ROBY SARREA ANA FRANCISCA					
1	1:10.693	23.148	25.257	22.288	2:52.734
2	1:06.248	21.173	23.900	21.175	3:58.982
3	1:22.096	36.480	24.142	21.474	5:21.078
4	1:05.893	21.165	23.387	21.341	6:26.971
5	1:05.200	20.719	23.279	21.202	7:32.171
6	1:04.647	20.638	23.012	20.997	8:36.818
Nº68 ORTIZ GOMEZ RAFAEL					
1	1:13.621	23.572	26.731	23.318	2:54.707
2	1:08.545	22.392	24.181	21.972	4:03.252
3	1:07.133	21.194	23.980	21.959	5:10.385
4	1:06.946	20.921	24.528	21.497	6:17.331
5	1:06.186	21.057	23.653	21.476	7:23.517
6	1:06.243	21.127	23.754	21.362	8:29.760

SENIOR

Mangas Clasificatorias (QH) Resultados

Documento 23.1 OFICIAL

Sujeto a escrutinio & investigaciones deportivas







Pos.	Nº	Piloto	Nac. P.	Consursante	Nac. C.	E-Q	B-C	A-C	A-B	Puntos
1	27	POL CHAOS RIVERO	ESP	MDC RACING	ESP	1	-	0	0	0
2	3	ELOI GONZALEZ MORENO	ESP	MONLAU COMPETICION C.E.	ESP	3	0	2	-	2
3	4	DANIEL BRIZ LLULL	ESP	GM FUEL	ESP	4	-	3	2	5
4	29	JUAN COTA ALONSO	ESP	KR MOTORSPORT SRL	ITA	5	2	-	3	5
5	38	ADRIA MUSTIENES GIL	ESP	MDC RACING	ESP	2	3	-	5	8
6	30	ADRIAN MALHEIRO SUÑE	ESP	GM FUEL	ESP	16	-	4	6	10
7	14	SANTIAGO DA COSTA RIBEIRO	PRT	ESCOLA DE KARTING DO OESTE	PRT	10	-	8	4	12
8	6	JAIME SANZ TORRIJOS	ESP	PRAGA RACING SL	ESP	22	-	7	9	16
9	12	ALBANY DEL VALLE VIVAS ALVAREZ	ESP	OPTIMUM PROKART RACING TEAM	ESP	20	10	-	7	17
10	36	POL CAUBIN FEU	ESP	MDC RACING	ESP	6	7	11	-	18
11	37	OLIVER MARTINEZ AUGE	ESP	ECK MOTORSPORT	ESP	13	-	6	12	18
12	32	NACHO TUÑÓN GARCIA	ESP	KRS KIDS RACING SCHOOL	ESP	12	5	15	-	20
13	35	MIKEL MERINO IBAÑEZ	ESP	DG MOTORSPORT	ESP	25	-	10	11	21
14	39	JAN DURAN OLIVE	ESP	MONLAU COMPETICION C.E.	ESP	21	6	16	-	22
15	31	ERIC GENE CASANOVAS	ESP	MOL RACING	ESP	15	4	19	-	23
16	7	DANIEL ANTUNEZ GARRIDO	ESP	TDKART RACING	ESP	29	8	-	16	24
17	19	YERAY VAELO LUQUE	ESP	PAROLIN SPAIN	ESP	35	11	-	13	24
18	34	JOAN ALUJA OLESTI	ESP	MDC RACING	ESP	14	17	-	8	25
19	28	IVAN ARIAS CHAVARRI	ESP	AC MOTORSPORT	ESP	18	16	9	-	25
20	46	LUIS ALVES	PRT	GM FUEL	ESP	24	13	12	-	25
21	59	AIRE HARUN	ESP	ALC MOTORSPORT	ESP	23	9	-	17	26
22	61	MARIO PINAZO CERRO	ESP	KR MOTORSPORT SRL	ITA	39	15	14	-	29
23	21	LOURENÇO MARQUES	PRT	ANDRE MARQUES	PRT	27	12	18	-	30
24	5	HUGO LOPEZ DE MIGUEL	ESP	PRAGA RACING SL	ESP	9	27	5	-	32
25	47	LUCAS CARDOSO VIEIRA	PRT	CLAUDIO ESTEFANIO FERNANDES VIEI	PRT	11	18	-	14	32
26	63	ASIER GARCIA TERRON	ESP	MDC RACING	ESP	19	-	17	15	32
27	66	NICOLAS VIA CASALS	ESP	KIDS TO WIN	ESP	30	19	13	-	32
28	40	EDUARDO DOMINGUEZ	ESP	MOL RACING	ESP	8	23	-	10	33
29	42	LUCAS FEDERICH RODRIGUES	ESP	ALC MOTORSPORT	ESP	26	14	-	20	34
30	23	JOSE ANTONIO MANNUCCI SCHROEDER	ESP	TDKART RACING	ESP	41	21	-	18	39
31	44	DANIEL BRAVO TRIGO	ESP	GTSRACING ENERGY ESPAÑA	ESP	34	-	21	19	40
32	62	JOSE ANTONIO PEÑALTA YAGÜE	ESP	KR MOTORSPORT SRL	ITA	28	-	20	24	44
33	45	JAYDEN KELLY	ESP	GM FUEL	ESP	31	-	23	21	44
34	58	DANIEL DORTA AMARAL	ESP	MOL RACING	ESP	38	22	-	23	45
35	67	ANA FRANCISCA ROBY SARREA	PRT	TDKART RACING	ESP	37	-	25	22	47
36	68	RAFAEL ORTIZ GOMEZ	ESP	OPTIMUM PROKART RACING TEAM	ESP	-	-	22	25	47
No clasificados para las carreras										
37	60	ANDER URQUIZA COSTI	ESP	CD KARTING ETXEBARRI	ESP	-	20	-	28	48
38	56	ALVARO MATARRANZ ESPINOSA	ESP	GTSRACING ENERGY ESPAÑA	ESP	-	24	26	-	50
39	64	ALEJANDRO MERINO ESPAÑOL	ESP	GTSRACING ENERGY ESPAÑA	ESP	-	32	25	-	52
40	57	MARIA SANCHEZ IGLESIAS	ESP	FALCON RACING TEAM	ESP	-	33	29	24	53
41	10	SAMUEL FIGUEIRAS TEJADA	ESP	ECK MOTORSPORT	ESP	-	36	26	27	53

SENIOR

Mangas Clasificatorias (QH) Resultados

Documento 23.1 OFICIAL

Sujeto a escrutinio & investigaciones deportivas

Pos.	Nº	Piloto	Nac. P.	Consursante	Nac. C.	EOC	B-C	A-C	A-B	Puntos
42	65	JORDI SERRA SEGURA		GM FUEL		40	-	29	26	55
43	33	ALBERTO HURTADO GONZALEZ		FEDERACION ANDALUZA DE AUTOMOVIL		17	28	-	29	57
44	41	MARC BENITEZ PIZARRO		OSCAR BENITEZ PUIG		7	-	28	30	58

SENIOR

Manga Clasificatoria A-B Clasificación

Documento 22.1 OFICIAL

Sujeto a escrutinio & investigaciones deportivas

Pos.	Nº	Piloto	Nac. P.	Consursante	Nac. C.	Equipamiento	Total	Dif.	Interv.	M. Vuelta	Penalización	Puntos		
1	=	27		POL CHAOS RIVERO	ESP	MDC RACING	ESP	BIREL ART / IAME / VEGA	8			1:03.207	0	
2	▲1	4		DANIEL BRIZ LLULL	ESP	GM FUEL	ESP	CRG / IAME / VEGA	8	0.182	0.182	1:03.128	2	
3	▲1	29		JUAN COTA ALONSO	ESP	KR MOTORSPORT SRL	ITA	KART REPUBLIC / IAME / VEGA	8	0.471	0.289	1:03.038	3	
4	▲3	14		SANTIAGO DA COSTA RIBEIRO	PRT	ESCOLA DE KARTING DO OESTE	PRT	BIREL ART / IAME / VEGA	8	0.624	0.153	1:02.949	4	
5	▼3	38		ADRIA MUSTIENES GIL	ESP	MDC RACING	ESP	BIREL ART / IAME / VEGA	8	0.933	0.309	1:03.084	5	
6	▲5	30		ADRIAN MALHEIRO SUÑE	ESP	GM FUEL	ESP	CRG / IAME / VEGA	8	0.972	0.039	1:03.125	6	
7	▲7	12		ALBANY DEL VALLE VIVAS ALVAREZ	ESP	OPTIMUM PROKART RACING TEAM	ESP	CRG / IAME / VEGA	8	2.792	1.820	1:03.394	7	
8	▲2	34		JOAN ALUJA OLESTI	ESP	MDC RACING	ESP	BIREL ART / IAME / VEGA	8	4.015	1.223	1:03.207	8	
9	▲6	6		JAIME SANZ TORRIJOS	ESP	PRAGA RACING SL	ESP	PRAGA / IAME / VEGA	8	4.073	0.058	1:03.296	9	
10	▼4	40		EDUARDO DOMINGUEZ	ESP	MOL RACING	ESP	BIREL ART / IAME / VEGA	8	5.090	1.017	1:03.254	10	
11	▲6	35		MIKEL MERINO IBAÑEZ	ESP	DG MOTORSPORT	ESP	KART REPUBLIC / IAME / VEGA	8	6.876	1.786	1:03.577	11	
12	▼3	37		OLIVER MARTINEZ AUGE	ESP	ECK MOTORSPORT	ESP	TONY KART / IAME / VEGA	8	6.956	0.080	1:03.051	+5.000	12
13	▲11	19		YERAY VAELO LUQUE	ESP	PAROLIN SPAIN	ESP	PAROLIN / IAME / VEGA	8	7.382	0.426	1:03.400	13	
14	▼6	47		LUCAS CARDOSO VIEIRA	PRT	CLAUDIO ESTEFANIO FERNANDES VIEI	PRT	KART REPUBLIC / IAME / VEGA	8	9.677	2.295	1:03.933	14	
15	▼2	63		ASIER GARCIA TERRON	ESP	MDC RACING	ESP	BIREL ART / IAME / VEGA	8	9.724	0.047	1:03.806	15	
16	▲4	7		DANIEL ANTUNEZ GARRIDO	ESP	TDKART RACING	ESP	TONY KART / IAME / VEGA	8	10.013	0.289	1:03.394	+5.000	16
17	▼1	59		AIRE HARUN	ESP	ALC MOTORSPORT	ESP	KART REPUBLIC / IAME / VEGA	8	10.736	0.723	1:04.046	17	
18	▲10	23		JOSE ANTONIO MANNUCCI SCHROEDER	ESP	TDKART RACING	ESP	TONY KART / IAME / VEGA	8	10.901	0.165	1:03.956	18	
19	▲4	44		DANIEL BRAVO TRIGO	ESP	GTSRACING ENERGY ESPAÑA	ESP	ENERGY / IAME / VEGA	8	10.963	0.062	1:03.667	19	
20	▼2	42		LUCAS FEDERICH RODRIGUES	ESP	ALC MOTORSPORT	ESP	KART REPUBLIC / IAME / VEGA	8	11.923	0.960	1:03.711	+3.000	20
21	=	45		JAYDEN KELLY	ESP	GM FUEL	ESP	CRG / IAME / VEGA	8	12.580	0.657	1:03.754	21	
22	▲3	67		ANA FRANCISCA ROBY SARREA	PRT	TDKART RACING	ESP	KOSMIC / IAME / VEGA	8	12.635	0.055	1:03.834	22	
23	▲3	58		DANIEL DORTA AMARAL	ESP	MOL RACING	ESP	TONY KART / IAME / VEGA	8	15.468	2.833	1:04.581	23	
24	▼5	62		JOSE ANTONIO PEÑALTA YAGÜE	ESP	KR MOTORSPORT SRL	ITA	KART REPUBLIC / IAME / VEGA	8	15.499	0.031	1:04.035	24	
25	▲4	68		RAFAEL ORTIZ GOMEZ	ESP	OPTIMUM PROKART RACING TEAM	ESP	CRG / IAME / VEGA	8	15.802	0.303	1:03.839	+5.000	25
26	▲1	65		JORDI SERRA SEGURA	ESP	GM FUEL	ESP	CRG / IAME / VEGA	8	16.017	0.215	1:03.832	+5.000	26
27	▼5	64		ALEJANDRO MERINO ESPAÑOL	ESP	GTSRACING ENERGY ESPAÑA	ESP	ENERGY / IAME / VEGA	8	17.876	1.859	1:03.914	+5.000	27
28	▲2	60		ANDER URQUIZA COSTI	ESP	CD KARTING ETXEBARRI	ESP	BIREL ART / IAME / VEGA	8	19.273	1.397	1:04.153	+5.000	28
29	▼17	33		ALBERTO HURTADO GONZALEZ	ESP	FEDERACION ANDALUZA DE AUTOMOVIL	ESP	LANDO NORRIS / IAME / VEGA	3	5 Total	5 Total	1:03.939	29	
30	▼25	41		MARC BENITEZ PIZARRO	ESP	OSCAR BENITEZ PUIG	ESP	TONY KART / IAME / VEGA	0	8 Total	3 Total		30	

Nº37 OLIVER MARTINEZ AUGE : +5 Seg. Penalización. Art: 21.5 del RDK
 Nº7 DANIEL ANTUNEZ GARRIDO : +5 Seg. Penalización. Art: 21.5 del RDK
 Nº42 LUCAS FEDERICH RODRIGUES : +3 Seg. Penalización. Art: 35.4.11 del RDK
 Nº68 RAFAEL ORTIZ GOMEZ : +5 Seg. Penalización. Art: 21.5 del RDK
 Nº65 JORDI SERRA SEGURA : +5 Seg. Penalización. Art: 21.5 del RDK
 Nº64 ALEJANDRO MERINO ESPAÑOL : +5 Seg. Penalización. Art: 21.5 del RDK
 Nº60 ANDER URQUIZA COSTI : +5 Seg. Penalización. Art: 21.5 del RDK

Lider : Nº27 POL CHAOS RIVERO (1-8)

Tiempo Inicio : 24/09 - 17:32:48

M. Vuelta : Nº14 SANTIAGO DA COSTA RIBEIRO 1:02.949 97.16 Km/h

Meteo : Ligeramente Nuboso Aire : 22°C Pista : Seco

Evento Grabado : Nº30 ADRIAN MALHEIRO SUÑE 1:02.604 97.70 Km/h

Nº63 06:39 Vuelta 6

SENIOR

Manga Clasificatoria A-B

Vuelta a vuelta

Valor informativo. No Oficial

	1	2	3	4	5	6	7	8	9	10	11	12	13	14	15	16	17	18	19	20	21	22	23	24	25	26	27	28	29	30
Parilla	27	38	4	29	41	40	14	47	37	34	30	33	63	12	6	59	35	42	62	7	45	64	44	19	67	58	65	23	68	60
Salida	27	38	4	29	40	14	47	34	12	37	59	42	30	7	63	6	64	35	19	62	45	58	23	44	60	67	33	65	68	
Vuelta 1 Intervalo	27	29	38	4	40	14	34	12	59	37	30	47	7	6	42	64	35	63	19	58	62	23	33	44	45	68	60	67	65	
		0.8	0.1	0.3	0.0	0.0	0.0	0.1	0.3	0.0	0.2	0.2	0.3	0.2	0.2	0.1	0.3	0.3	0.1	0.4	0.0	0.1	0.3	0.3	0.3	0.0	0.0	0.0	0.3	
Vuelta 2	27	29	38	4	14	34	12	40	30	37	59	6	7	42	35	19	63	47	58	64	33	23	44	68	67	65	62	45	60	
		0.6	0.3	0.2	0.5	0.3	0.1	0.1	0.4	0.4	0.1	0.6	0.0	0.1	0.0	0.4	0.2	0.0	0.2	0.2	0.0	0.1	0.4	0.2	0.4	1.2	0.0	0.0	0.1	
Vuelta 3	27	29	4	38	14	12	30	40	37	34	59	6	7	35	19	42	47	63	34	23	58	64	68	44	67	65	45	60	62	
		0.6	0.5	0.1	0.3	1.1	0.1	0.1	0.5	0.1	0.1	0.0	0.2	0.5	0.4	0.1	0.1	0.1	0.3	0.8	0.0	0.4	0.4	0.1	0.3	0.6	0.3	0.2	0.5	
Vuelta 4	27	29	4	38	14	30	12	37	34	6	7	40	59	19	35	42	63	47	23	58	68	44	67	64	65	45	60	62		
		0.4	0.5	0.1	0.2	1.5	0.3	0.3	1.1	0.0	0.1	0.1	0.3	0.0	0.1	0.0	0.4	0.3	2.1	0.0	0.4	0.0	0.0	0.2	0.1	0.2	0.5	0.3		
Vuelta 5	27	29	4	38	14	30	12	37	6	7	34	40	35	19	42	63	59	47	44	23	68	58	65	45	67	64	60	62		
		0.2	0.6	0.1	0.1	1.7	0.6	0.0	1.8	0.1	0.0	0.2	0.3	0.1	0.4	0.0	0.2	0.1	2.4	0.5	0.1	0.4	0.0	0.2	0.1	0.1	0.3	0.0		
Vuelta 6	27	29	38	14	4	30	37	12	6	34	7	35	40	19	42	47	63	59	44	23	68	65	67	45	64	58	60	62		
		0.2	0.9	0.2	0.1	1.1	0.9	0.3	1.5	0.2	0.7	0.3	0.0	0.1	1.6	0.0	0.2	0.2	0.6	1.0	0.3	0.3	0.7	0.0	0.7	0.2	0.0	0.1		
Vuelta 7	27	29	38	14	4	30	37	12	6	34	7	40	35	19	42	47	63	59	44	23	68	65	45	67	64	60	62	58		
		0.1	0.9	0.0	0.3	1.0	1.2	0.6	1.2	0.1	0.9	0.3	0.1	0.0	2.4	0.3	0.0	0.3	0.1	1.0	0.2	0.4	0.6	0.0	0.8	1.4	0.6	0.1		
Vuelta 8	27	4	29	14	38	30	37	12	34	6	7	40	35	19	42	47	63	59	68	23	44	65	45	67	64	60	58	62		
		0.1	0.2	0.1	0.3	0.0	0.9	0.8	1.2	0.0	0.9	0.0	1.7	0.5	1.5	0.7	0.0	1.0	0.0	0.0	0.0	0.0	1.5	0.0	0.2	1.3	1.1	0.0		

SENIOR

Manga Clasificatoria A-B Vuelta a vuelta

Valor informativo. No Oficial

Vueltas	Tempo por vuelta	Sector 1	Sector 2	Sector 3	Tiempo
Nº4 BRIZ LLULL DANIEL					
1	1:06.394	21.654	23.039	21.701	1:07.942
2	1:03.870	20.334	22.822	20.714	2:11.812
3	1:03.488	20.166	22.681	20.641	3:15.300
4	1:03.203	20.073	22.564	20.566	4:18.503
5	1:03.128	20.056	22.481	20.591	5:21.631
6	1:04.107	20.458	23.052	20.597	6:25.738
7	1:03.247	20.145	22.522	20.580	7:28.985
8	1:03.892	20.032	23.150	20.710	8:32.877
Nº6 SANZ TORRIJOS JAIME					
1	1:07.057	22.623	23.567	20.867	1:09.673
2	1:05.024	20.320	23.369	21.335	2:14.697
3	1:03.499	20.214	22.683	20.602	3:18.196
4	1:04.262	20.322	23.092	20.848	4:22.458
5	1:03.715	20.473	22.562	20.680	5:26.173
6	1:03.574	20.226	22.624	20.724	6:29.747
7	1:03.296	20.198	22.461	20.637	7:33.043
8	1:03.725	20.561	22.639	20.525	8:36.768
Nº7 ANTUNEZ GARRIDO DANIEL					
1	1:07.170	22.746	23.506	20.918	1:09.469
2	1:05.277	20.363	23.649	21.265	2:14.746
3	1:03.682	20.321	22.644	20.717	3:18.428
4	1:04.133	20.243	23.057	20.833	4:22.561
5	1:03.739	20.474	22.572	20.693	5:26.300
6	1:04.487	20.837	22.871	20.779	6:30.787
7	1:03.394	20.220	22.458	20.716	7:34.181
8	1:03.527	20.233	22.570	20.724	8:37.708
Nº12 VIVAS ALVAREZ ALBANY DEL VALLE					
1	1:06.374	22.099	23.331	20.944	1:08.283
2	1:04.648	20.707	23.108	20.833	2:12.931
3	1:04.030	20.357	22.911	20.762	3:16.961
4	1:03.921	20.439	22.801	20.681	4:20.882
5	1:03.394	20.093	22.597	20.704	5:24.276
6	1:03.944	20.457	22.798	20.689	6:28.220
7	1:03.607	20.169	22.695	20.743	7:31.827
8	1:03.660	20.241	22.667	20.752	8:35.487
Nº14 DA COSTA RIBEIRO SANTIAGO					
1	1:06.323	21.949	23.161	21.213	1:08.043
2	1:04.359	20.680	22.918	20.761	2:12.402
3	1:03.367	20.164	22.588	20.615	3:15.769
4	1:03.186	20.008	22.578	20.600	4:18.955
5	1:02.949	19.971	22.455	20.523	5:21.904
6	1:03.659	20.258	22.835	20.566	6:25.563

Vueltas	Tempo por vuelta	Sector 1	Sector 2	Sector 3	Tiempo
7	1:03.033	20.052	22.460	20.521	7:28.596
8	1:04.723	20.212	23.350	21.161	8:33.319
Nº19 VAELLO LUQUE YERAY					
1	1:08.120	22.734	24.361	21.025	1:10.996
2	1:04.440	20.464	23.087	20.889	2:15.436
3	1:03.974	20.222	23.040	20.712	3:19.410
4	1:03.661	20.201	22.617	20.843	4:23.071
5	1:04.043	20.623	22.759	20.661	5:27.114
6	1:04.252	20.263	22.941	21.048	6:31.366
7	1:03.400	20.163	22.697	20.540	7:34.766
8	1:05.311	20.628	22.968	21.715	8:40.077
Nº23 MANNUCCI SCHROEDER JOSE ANTONIO					
1	1:08.368	22.522	24.613	21.233	1:11.616
2	1:04.821	20.866	23.009	20.946	2:16.437
3	1:04.678	21.072	22.824	20.782	3:21.115
4	1:05.070	20.706	23.259	21.105	4:26.185
5	1:04.932	20.729	23.397	20.806	5:31.117
6	1:04.163	20.559	22.874	20.730	6:35.280
7	1:03.956	20.360	22.872	20.724	7:39.236
8	1:04.360	20.312	22.689	21.359	8:43.596
Nº27 CHAOS RIVERO POL					
1	1:05.198	21.267	22.990	20.941	1:06.566
2	1:03.970	20.308	22.783	20.879	2:10.536
3	1:03.566	20.271	22.594	20.701	3:14.102
4	1:03.377	20.238	22.510	20.629	4:17.479
5	1:03.207	20.221	22.392	20.594	5:20.686
6	1:03.384	20.160	22.606	20.618	6:24.070
7	1:03.373	20.190	22.526	20.657	7:27.443
8	1:05.252	20.677	23.815	20.760	8:32.695
Nº29 COTA ALONSO JUAN					
1	1:05.850	21.698	23.150	21.002	1:07.444
2	1:03.788	20.251	22.814	20.723	2:11.232
3	1:03.472	20.167	22.638	20.667	3:14.704
4	1:03.240	20.137	22.583	20.520	4:17.944
5	1:03.038	20.037	22.490	20.511	5:20.982
6	1:03.385	20.106	22.661	20.618	6:24.367
7	1:03.177	20.096	22.510	20.571	7:27.544
8	1:05.622	20.569	24.139	20.914	8:33.166
Nº30 MALHEIRO SUÑE ADRIAN					
1	1:06.617	22.651	23.196	20.770	1:08.884
2	1:04.569	20.412	23.488	20.669	2:13.453
3	1:03.698	20.293	22.825	20.580	3:17.151
4	1:03.345	20.110	22.616	20.619	4:20.496

SENIOR

Manga Clasificatoria A-B Vuelta a vuelta

Valor informativo. No Oficial

Vueltas	Tempo por vuelta	Sector 1	Sector 2	Sector 3	Tiempo
5	1:03.125	20.115	22.465	20.545	5:23.621
6	1:03.232	20.152	22.495	20.585	6:26.853
7	1:03.140	20.153	22.465	20.522	7:29.993
8	1:03.674	20.113	22.535	21.026	8:33.667

Nº33 HURTADO GONZALEZ ALBERTO

1	1:08.336	22.471	24.691	21.174	1:12.003
2	1:04.299	20.405	22.990	20.904	2:16.302
3	1:03.939	20.426	22.802	20.711	3:20.241

Nº34 ALUJA OLESTI JOAN

1	1:06.316	22.049	23.135	21.132	1:08.139
2	1:04.611	20.713	23.049	20.849	2:12.750
3	1:05.247	21.255	23.360	20.632	3:17.997
4	1:04.413	20.149	23.374	20.890	4:22.410
5	1:03.947	20.709	22.659	20.579	5:26.357
6	1:03.648	20.515	22.477	20.656	6:30.005
7	1:03.207	20.188	22.466	20.553	7:33.212
8	1:03.498	20.325	22.482	20.691	8:36.710

Nº35 MERINO IBAÑEZ MIKEL

1	1:07.705	22.690	24.116	20.899	1:10.457
2	1:04.552	20.487	23.051	21.014	2:15.009
3	1:03.995	20.442	22.820	20.733	3:19.004
4	1:04.184	20.253	22.739	21.192	4:23.188
5	1:03.780	20.429	22.687	20.664	5:26.968
6	1:04.165	20.258	23.125	20.782	6:31.133
7	1:03.577	20.319	22.653	20.605	7:34.710
8	1:04.861	20.718	23.021	21.122	8:39.571

Nº37 MARTINEZ AUGE OLIVER

1	1:06.705	22.319	23.581	20.805	1:08.649
2	1:05.270	20.783	23.505	20.982	2:13.919
3	1:03.906	20.191	23.099	20.616	3:17.825
4	1:03.451	20.123	22.704	20.624	4:21.276
5	1:03.051	20.043	22.451	20.557	5:24.327
6	1:03.525	20.328	22.558	20.639	6:27.852
7	1:03.347	20.155	22.482	20.710	7:31.199
8	1:03.452	20.156	22.552	20.744	8:34.651

Nº38 MUSTIENES GIL ADRIA

1	1:06.141	21.552	23.321	21.268	1:07.571
2	1:03.974	20.307	22.898	20.769	2:11.545
3	1:03.891	20.231	23.007	20.653	3:15.436
4	1:03.228	20.203	22.538	20.487	4:18.664
5	1:03.084	20.076	22.525	20.483	5:21.748
6	1:03.528	20.253	22.614	20.661	6:25.276
7	1:03.237	20.169	22.460	20.608	7:28.513

Vueltas	Tempo por vuelta	Sector 1	Sector 2	Sector 3	Tiempo
8	1:05.115	20.378	23.465	21.272	8:33.628

Nº40 DOMINGUEZ EDUARDO

1	1:06.339	21.932	23.010	21.397	1:08.004
2	1:05.035	21.082	23.234	20.719	2:13.039
3	1:04.246	20.635	23.017	20.594	3:17.285
4	1:05.430	20.526	23.643	21.261	4:22.715
5	1:03.865	20.635	22.680	20.550	5:26.580
6	1:04.609	20.369	23.511	20.729	6:31.189
7	1:03.342	20.188	22.517	20.637	7:34.531
8	1:03.254	20.087	22.661	20.506	8:37.785

Nº42 FEDERICH RODRIGUES LUCAS

1	1:07.792	22.872	23.752	21.168	1:09.933
2	1:04.980	20.344	23.374	21.262	2:14.913
3	1:04.635	20.619	23.301	20.715	3:19.548
4	1:03.711	20.205	22.712	20.794	4:23.259
5	1:04.301	20.750	22.822	20.729	5:27.560
6	1:05.451	20.712	23.712	21.027	6:33.011
7	1:04.225	20.447	22.860	20.918	7:37.236
8	1:04.382	20.405	23.017	20.960	8:41.618

Nº44 BRAVO TRIGO DANIEL

1	1:09.022	22.717	24.904	21.401	1:12.339
2	1:04.532	20.606	23.099	20.827	2:16.871
3	1:05.321	21.272	23.392	20.657	3:22.192
4	1:04.529	20.234	22.956	21.339	4:26.721
5	1:03.869	20.376	22.812	20.681	5:30.590
6	1:03.667	20.355	22.734	20.578	6:34.257
7	1:03.960	20.063	22.914	20.983	7:38.217
8	1:05.441	20.363	23.248	21.830	8:43.658

Nº45 KELLY JAYDEN

1	1:09.569	22.800	24.693	22.076	1:12.639
2	1:06.367	21.835	23.265	21.267	2:19.006
3	1:04.434	20.677	22.995	20.762	3:23.440
4	1:03.890	20.280	22.848	20.762	4:27.330
5	1:04.757	20.587	23.278	20.892	5:32.087
6	1:04.662	20.674	23.275	20.713	6:36.749
7	1:03.754	20.311	22.763	20.680	7:40.503
8	1:04.772	20.758	23.053	20.961	8:45.275

Nº47 CARDOSO VIEIRA LUCAS

1	1:07.386	22.405	23.878	21.103	1:09.127
2	1:06.664	20.572	23.399	22.693	2:15.791
3	1:03.933	20.465	22.831	20.637	3:19.724
4	1:04.330	20.386	23.158	20.786	4:24.054
5	1:04.051	20.329	23.037	20.685	5:28.105

SENIOR

Manga Clasificatoria A-B Vuelta a vuelta

Valor informativo. No Oficial

Vueltas	Tempo por vuelta	Sector 1	Sector 2	Sector 3	Tiempo
6	1:04.992	20.381	23.634	20.977	6:33.097
7	1:04.533	20.648	23.143	20.742	7:37.630
8	1:04.742	20.519	23.346	20.877	8:42.372

Nº58 DORTA AMARAL DANIEL

1	1:08.293	22.452	24.678	21.163	1:11.457
2	1:04.581	20.403	23.215	20.963	2:16.038
3	1:05.139	20.888	23.084	21.167	3:21.177
4	1:05.079	20.564	23.122	21.393	4:26.256
5	1:05.496	20.594	24.007	20.895	5:31.752
6	1:06.016	21.125	23.702	21.189	6:37.768
7	1:05.806	20.300	24.096	21.410	7:43.574
8	1:04.589	20.615	22.934	21.040	8:48.163

Nº59 HARUN AIRE

1	1:06.605	22.037	23.555	21.013	1:08.603
2	1:05.482	20.761	23.484	21.237	2:14.085
3	1:04.046	20.223	23.184	20.639	3:18.131
4	1:04.903	20.475	23.216	21.212	4:23.034
5	1:04.911	21.172	23.061	20.678	5:27.945
6	1:05.644	20.520	23.616	21.508	6:33.589
7	1:04.495	20.392	23.140	20.963	7:38.084
8	1:05.347	20.425	23.402	21.520	8:43.431

Nº60 URQUIZA COSTI ANDER

1	1:09.240	23.012	24.710	21.518	1:12.752
2	1:06.429	21.647	23.478	21.304	2:19.181
3	1:04.465	20.820	22.900	20.745	3:23.646
4	1:04.248	20.722	22.755	20.771	4:27.894
5	1:04.846	20.445	23.446	20.955	5:32.740
6	1:05.105	20.457	23.797	20.851	6:37.845
7	1:04.970	20.294	23.805	20.871	7:42.815
8	1:04.153	20.512	22.809	20.832	8:46.968

Nº62 PEÑALTA YAGÜE JOSE ANTONIO

1	1:08.617	22.625	24.694	21.298	1:11.510
2	1:07.404	21.477	24.359	21.568	2:18.914
3	1:05.271	21.278	23.109	20.884	3:24.185
4	1:04.035	20.443	22.793	20.799	4:28.220
5	1:04.569	20.329	23.344	20.896	5:32.789
6	1:05.195	20.547	23.744	20.904	6:37.984
7	1:05.488	20.377	23.855	21.256	7:43.472
8	1:04.722	20.735	23.265	20.722	8:48.194

Nº63 GARCIA TERRON ASIER

1	1:08.458	23.220	24.228	21.010	1:10.837
2	1:04.890	20.695	23.270	20.925	2:15.727
3	1:04.187	20.602	22.924	20.661	3:19.914

Vueltas	Tempo por vuelta	Sector 1	Sector 2	Sector 3	Tiempo
4	1:03.806	20.292	22.758	20.756	4:23.720
5	1:03.928	20.524	22.779	20.625	5:27.648
6	1:05.665	20.724	23.866	21.075	6:33.313
7	1:04.376	20.471	23.183	20.722	7:37.689
8	1:04.730	20.532	23.371	20.827	8:42.419

Nº64 MERINO ESPAÑOL ALEJANDRO

1	1:07.501	22.754	23.784	20.963	1:10.131
2	1:06.117	21.142	23.716	21.259	2:16.248
3	1:05.336	21.597	22.958	20.781	3:21.584
4	1:05.410	20.432	23.529	21.449	4:26.994
5	1:05.440	21.167	23.395	20.878	5:32.434
6	1:05.050	20.363	23.869	20.818	6:37.484
7	1:03.914	20.388	22.709	20.817	7:41.398
8	1:04.173	20.372	22.946	20.855	8:45.571

Nº65 SERRA SEGURA JORDI

1	1:09.374	22.931	25.249	21.194	1:13.148
2	1:05.715	20.942	23.384	21.389	2:18.863
3	1:04.231	20.468	22.921	20.842	3:23.094
4	1:04.008	20.388	22.924	20.696	4:27.102
5	1:04.690	20.609	23.248	20.833	5:31.792
6	1:04.197	20.553	22.908	20.736	6:35.989
7	1:03.891	20.206	22.802	20.883	7:39.880
8	1:03.832	20.349	22.790	20.693	8:43.712

Nº67 ROBY SARREA ANA FRANCISCA

1	1:09.278	23.262	24.713	21.303	1:12.800
2	1:04.848	20.977	22.999	20.872	2:17.648
3	1:04.845	20.540	23.210	21.095	3:22.493
4	1:04.283	20.343	22.846	21.094	4:26.776
5	1:05.474	21.066	23.528	20.880	5:32.250
6	1:04.484	20.649	23.005	20.830	6:36.734
7	1:03.834	20.566	22.691	20.577	7:40.568
8	1:04.762	20.780	23.077	20.905	8:45.330

Nº68 ORTIZ GOMEZ RAFAEL

1	1:08.688	22.709	24.583	21.396	1:12.667
2	1:04.500	20.565	23.109	20.826	2:17.167
3	1:04.890	20.856	23.284	20.750	3:22.057
4	1:04.611	20.270	22.985	21.356	4:26.668
5	1:04.618	20.757	23.076	20.785	5:31.286
6	1:04.331	20.472	23.042	20.817	6:35.617
7	1:03.839	20.286	22.771	20.782	7:39.456
8	1:04.041	20.266	22.760	21.015	8:43.497

SENIOR

Manga Clasificatoria A-B

Documento 19

Parrilla de Salida

Sujeto a escrutinio & investigaciones deportivas

68 RAFAEL ORTIZ GOMEZ CRG / IAME / VEGA		15	60 ANDER URQUIZA COSTI BIREL ART / IAME / VEGA	
65 JORDI SERRA SEGURA CRG / IAME / VEGA		14	23 JOSE ANTONIO MANNUCCI SCHROEDI TONY KART / IAME / VEGA	
67 ANA FRANCISCA ROBY SARREA KOSMIC / IAME / VEGA		13	58 DANIEL DORTA AMARAL TONY KART / IAME / VEGA	
44 DANIEL BRAVO TRIGO ENERGY / IAME / VEGA		12	19 YERAY VAELLO LUQUE PAROLIN / IAME / VEGA	
45 JAYDEN KELLY CRG / IAME / VEGA		11	64 ALEJANDRO MERINO ESPAÑOL ENERGY / IAME / VEGA	
62 JOSE ANTONIO PEÑALTA YAGÜE KART REPUBLIC / IAME / VEGA		10	7 DANIEL ANTUNEZ GARRIDO TONY KART / IAME / VEGA	
35 MIKEL MERINO IBAÑEZ KART REPUBLIC / IAME / VEGA		9	42 LUCAS FEDERICH RODRIGUES KART REPUBLIC / IAME / VEGA	
6 JAIME SANZ TORRIJOS PRAGA / IAME / VEGA		8	59 AIRE HARUN KART REPUBLIC / IAME / VEGA	
63 ASIER GARCIA TERRON BIREL ART / IAME / VEGA		7	12 ALBANY DEL VALLE VIVAS ALVAREZ CRG / IAME / VEGA	
30 ADRIAN MALHEIRO SUÑE CRG / IAME / VEGA		6	33 ALBERTO HURTADO GONZALEZ LANDO NORRIS / IAME / VEGA	
37 OLIVER MARTINEZ AUGE TONY KART / IAME / VEGA		5	34 JOAN ALUJA OLESTI BIREL ART / IAME / VEGA	
14 SANTIAGO DA COSTA RIBEIRO BIREL ART / IAME / VEGA		4	47 LUCAS CARDOSO VIEIRA KART REPUBLIC / IAME / VEGA	
41 MARC BENITEZ PIZARRO TONY KART / IAME / VEGA		3	40 EDUARDO DOMINGUEZ BIREL ART / IAME / VEGA	
4 DANIEL BRIZ LLULL CRG / IAME / VEGA		2	29 JUAN COTA ALONSO KART REPUBLIC / IAME / VEGA	
27 POL CHAOS RIVERO BIREL ART / IAME / VEGA		1	38 ADRIA MUSTIENES GIL BIREL ART / IAME / VEGA	

POLE POSITION



Salida : 24/09 - 17:30 8 Total = 13.592 km

CEK 2022 - Zuera (ESP) 23-25/09/2022

cek.rfeda.es / RGMCM

SENIOR

Manga Clasificatoria A-C Clasificación

Documento 21.1 OFICIAL

Sujeto a escrutinio & investigaciones deportivas

Pos.	Nº	Piloto	Nac. P.	Consursante	Nac. C.	Equipamiento	Total	Dif.	Interv.	M. Vuelta	Penalización	Puntos
1 =	27	POL CHAOS RIVERO	ESP	MDC RACING	ESP	BIREL ART / IAME / VEGA	8			1:02.738		0
2 =	3	ELOI GONZALEZ MORENO	ESP	MONLAU COMPETICION C.E.	ESP	REDSPEED / IAME / VEGA	8	0.200	0.200	1:02.647		2
3 =	4	DANIEL BRIZ LLULL	ESP	GM FUEL	ESP	CRG / IAME / VEGA	8	1.266	1.066	1:02.819		3
4 ▲7	30	ADRIAN MALHEIRO SUÑE	ESP	GM FUEL	ESP	CRG / IAME / VEGA	8	1.407	0.141	1:02.604		4
5 ▲1	5	HUGO LOPEZ DE MIGUEL	ESP	PRAGA RACING SL	ESP	PRAGA / IAME / VEGA	8	1.684	0.277	1:02.726		5
6 ▲3	37	OLIVER MARTINEZ AUGE	ESP	ECK MOTORSPORT	ESP	TONY KART / IAME / VEGA	8	2.679	0.995	1:02.848		6
7 ▲8	6	JAIME SANZ TORRIJOS	ESP	PRAGA RACING SL	ESP	PRAGA / IAME / VEGA	8	5.393	2.714	1:02.935		7
8 ▼1	14	SANTIAGO DA COSTA RIBEIRO	PRT	ESCOLA DE KARTING DO OESTE	PRT	BIREL ART / IAME / VEGA	8	5.981	0.588	1:02.876		8
9 ▲3	28	IVAN ARIAS CHAVARRI	ESP	AC MOTORSPORT	ESP	KART REPUBLIC / IAME / VEGA	8	6.698	0.717	1:02.776		9
10 ▲7	35	MIKEL MERINO IBAÑEZ	ESP	DG MOTORSPORT	ESP	KART REPUBLIC / IAME / VEGA	8	7.254	0.556	1:03.079		10
11 ▼7	36	POL CAUBIN FEU	ESP	MDC RACING	ESP	BIREL ART / IAME / VEGA	8	7.325	0.071	1:03.085		11
12 ▲4	46	LUIS ALVES	PRT	GM FUEL	ESP	CRG / IAME / VEGA	8	7.375	0.050	1:03.206		12
13 ▲7	66	NICOLAS VIA CASALS	ESP	KIDS TO WIN	ESP	LANDO NORRIS / IAME / VEGA	8	8.614	1.239	1:03.139		13
14 ▲12	61	MARIO PINAZO CERRO	ESP	KR MOTORSPORT SRL	ITA	KART REPUBLIC / IAME / VEGA	8	9.880	1.266	1:03.396		14
15 ▼7	32	NACHO TUÑON GARCIA	ESP	KRS KIDS RACING SCHOOL	ESP	KART REPUBLIC / IAME / VEGA	8	10.863	0.983	1:03.091	+5.000	15
16 ▼2	39	JAN DURAN OLIVE	ESP	MONLAU COMPETICION C.E.	ESP	REDSPEED / IAME / VEGA	8	11.966	1.103	1:02.914	+5.000	16
17 ▼4	63	ASIER GARCIA TERRON	ESP	MDC RACING	ESP	BIREL ART / IAME / VEGA	8	12.318	0.352	1:03.012	+5.000	17
18 =	21	LOURENÇO MARQUES	PRT	ANDRE MARQUES	PRT	KART REPUBLIC / IAME / VEGA	8	13.414	1.096	1:03.465		18
19 ▼9	31	ERIC GENE CASANOVAS	ESP	MOL RACING	ESP	BIREL ART / IAME / VEGA	8	13.479	0.065	1:03.181	+5.000	19
20 ▼1	62	JOSE ANTONIO PEÑALTA YAGÜE	ESP	KR MOTORSPORT SRL	ITA	KART REPUBLIC / IAME / VEGA	8	14.857	1.378	1:03.282	+5.000	20
21 ▲2	44	DANIEL BRAVO TRIGO	ESP	GTSRACING ENERGY ESPAÑA	ESP	ENERGY / IAME / VEGA	8	17.891	3.034	1:03.288	+5.000	21
22 ▲7	68	RAFAEL ORTIZ GOMEZ	ESP	OPTIMUM PROKART RACING TEAM	ESP	CRG / IAME / VEGA	8	18.154	0.263	1:03.598	+5.000	22
23 ▼2	45	JAYDEN KELLY	ESP	GM FUEL	ESP	CRG / IAME / VEGA	8	18.240	0.086	1:03.353	+5.000	23
24 ▼2	57	MARIA SANCHEZ IGLESIAS	ESP	FALCON RACING TEAM	ESP	ENERGY / IAME / VEGA	8	18.699	0.459	1:03.648	+5.000	24
25 =	67	ANA FRANCISCA ROBY SARREA	PRT	TDKART RACING	ESP	KOSMIC / IAME / VEGA	8	19.032	0.333	1:03.623	+5.000	25
26 ▲2	56	ALVARO MATARRANZ ESPINOSA	ESP	GTSRACING ENERGY ESPAÑA	ESP	ENERGY / IAME / VEGA	8	23.052	4.020	1:04.330		26
27 ▼3	10	SAMUEL FIGUEIRAS TEJADA	ESP	ECK MOTORSPORT	ESP	TONY KART / IAME / VEGA	8	23.220	0.168	1:04.387	+5.000	27
28 ▼23	41	MARC BENITEZ PIZARRO	ESP	OSCAR BENITEZ PUIG	ESP	TONY KART / IAME / VEGA	2	6 Total	6 Total	1:03.911		28
29 ▼2	65	JORDI SERRA SEGURA	ESP	GM FUEL	ESP	CRG / IAME / VEGA	1	7 Total	1 Vuelta	1:09.173		29

Nº32 NACHO TUÑON GARCIA : +5 Seg. Penalización. Art: 21.5 del RDK
 Nº39 JAN DURAN OLIVE : +5 Seg. Penalización. Art: 21.5 del RDK
 Nº63 ASIER GARCIA TERRON : +5 Seg. Penalización. Art: 21.5 del RDK
 Nº31 ERIC GENE CASANOVAS : +5 Seg. Penalización. Art: 21.5 del RDK
 Nº62 JOSE ANTONIO PEÑALTA YAGÜE : +5 Seg. Penalización. Art: 21.5 del RDK
 Nº44 DANIEL BRAVO TRIGO : +5 Seg. Penalización. Art: 21.5 del RDK
 Nº68 RAFAEL ORTIZ GOMEZ : +5 Seg. Penalización. Art: 21.5 del RDK
 Nº45 JAYDEN KELLY : +5 Seg. Penalización. Art: 21.5 del RDK
 Nº57 MARIA SANCHEZ IGLESIAS : +5 Seg. Penalización. Art: 21.5 del RDK
 Nº67 ANA FRANCISCA ROBY SARREA : +5 Seg. Penalización. Art: 21.5 del RDK
 Nº10 SAMUEL FIGUEIRAS TEJADA : +5 Seg. Penalización. Art: 21.5 del RDK

Lider : Nº27 POL CHAOS RIVERO (1-1) / Nº4 DANIEL BRIZ LLULL (2-3) / Nº27 POL CHAOS RIVERO (4-8)

Tiempo Inicio : 24/09 - 15:52:49

M. Vuelta : Nº30 ADRIAN MALHEIRO SUÑE 1:02.604 97.70 Km/h

Meteo : Nublado Aire : 22°C Pista : Seco

Record anterior : Nº27 POL CHAOS RIVERO 1:02.655 97.62 Km/h

SENIOR

Manga Clasificatoria A-C

Vuelta a vuelta

Valor informativo. No Oficial

	1	2	3	4	5	6	7	8	9	10	11	12	13	14	15	16	17	18	19	20	21	22	23	24	25	26	27	28	29
Parilla	27	3	4	36	41	5	14	32	37	31	30	28	63	39	6	46	35	21	62	66	45	57	44	10	67	61	65	56	68
Salida	27	4	3	41	36	14	5	37	32	30	31	63	28	39	6	46	35	21	66	62	57	45	61	44	68	10	67	65	56
Vuelta 1 Intervalo	27	4 0.0	3 0.6	14 0.0	5 0.2	41 0.1	30 0.1	37 0.3	32 0.2	31 0.2	36 0.0	63 0.0	6 0.5	21 0.2	39 0.1	35 0.2	28 0.2	46 0.3	66 0.1	61 0.4	62 0.0	57 0.2	10 0.3	45 0.0	68 0.2	44 0.1	67 0.1	65 0.2	56 6.1
Vuelta 2	4	27 0.1	3 0.3	14 0.4	5 0.0	30 0.0	41 0.1	32 0.7	37 0.3	63 0.1	6 0.2	35 1.0	39 0.8	21 0.0	28 0.1	36 0.1	46 0.1	66 0.0	31 0.2	61 0.2	62 0.5	57 0.4	45 0.3	44 0.1	67 0.8	68 0.2	10 0.3	56 5.6	
Vuelta 3	4	27 0.0	3 0.2	5 0.7	30 0.9	32 0.3	37 0.4	6 0.3	14 0.1	63 0.1	35 0.5	39 0.5	28 0.3	36 0.8	46 0.1	31 0.5	66 0.1	61 0.2	62 0.1	57 0.2	44 0.1	45 0.1	67 1.2	68 0.0	21 1.1	10 0.0	56 5.3		
Vuelta 4	27	3 0.3	4 0.1	5 0.5	30 0.6	32 0.5	37 0.2	6 0.2	14 0.2	63 0.3	35 0.5	39 0.5	28 0.3	36 0.9	46 0.2	31 0.7	66 0.1	61 0.5	62 0.3	44 0.7	57 0.0	45 0.0	67 0.6	68 0.0	21 1.2	10 0.6	56 5.3		
Vuelta 5	27	3 0.2	4 0.2	5 0.4	30 0.4	32 0.9	37 0.2	6 0.1	14 0.1	63 0.7	35 0.5	39 0.2	28 0.4	36 1.0	46 0.2	31 0.9	66 0.4	61 0.3	62 0.2	45 1.3	44 0.2	68 0.5	57 0.6	67 0.2	21 0.1	10 1.9	56 4.9		
Vuelta 6	27	3 0.2	4 0.3	5 0.2	30 0.4	37 1.3	6 0.5	32 0.1	14 0.0	63 0.3	35 0.6	39 0.1	28 0.2	36 1.5	46 0.2	31 0.9	66 0.3	61 0.6	62 0.2	44 1.4	45 0.2	68 0.6	21 1.0	57 0.0	67 0.2	10 2.2	56 5.0		
Vuelta 7	27	3 0.1	4 0.5	5 0.1	30 0.2	37 1.7	14 1.4	32 0.2	6 0.1	63 0.1	35 0.4	39 0.2	28 0.1	36 1.0	46 0.4	31 0.8	66 0.2	61 0.8	62 0.3	44 1.3	45 0.2	68 0.8	21 0.9	57 0.1	67 0.2	10 3.2	56 4.9		
Vuelta 8	27	3 0.2	4 1.0	30 0.1	5 0.2	37 0.9	6 2.7	32 0.4	14 0.1	28 0.7	39 0.2	35 0.2	63 0.0	36 0.0	46 0.0	31 1.1	66 0.1	62 1.2	61 0.0	44 3.0	68 0.2	45 0.0	21 0.1	57 0.2	67 0.3	10 4.1	56 4.8		

SENIOR

Manga Clasificatoria A-C Vuelta a vuelta

Valor informativo. No Oficial

Vueltas	Tempo por vuelta	Sector 1	Sector 2	Sector 3	Tiempo	Vueltas	Tempo por vuelta	Sector 1	Sector 2	Sector 3	Tiempo
Nº3 GONZALEZ MORENO ELOI						7	1:04.544	20.649	22.799	21.096	7:41.480
1	1:05.930	21.905	23.138	20.887	1:06.420	8	1:04.712	20.700	22.928	21.084	8:46.192
2	1:03.658	20.192	22.751	20.715	2:10.078	Nº14 DA COSTA RIBEIRO SANTIAGO					
3	1:03.261	20.101	22.578	20.582	3:13.339	1	1:05.853	21.860	23.184	20.809	1:06.473
4	1:03.368	20.205	22.586	20.577	4:16.707	2	1:04.044	20.619	22.653	20.772	2:10.517
5	1:02.981	20.050	22.444	20.487	5:19.688	3	1:05.791	20.969	24.066	20.756	3:16.308
6	1:02.851	20.069	22.328	20.454	6:22.539	4	1:03.119	20.031	22.476	20.612	4:19.427
7	1:02.647	20.020	22.249	20.378	7:25.186	5	1:02.876	19.949	22.381	20.546	5:22.303
8	1:02.986	20.103	22.413	20.470	8:28.172	6	1:03.355	20.040	22.812	20.503	6:25.658
Nº4 BRIZ LLULL DANIEL						7	1:03.595	20.478	22.575	20.542	7:29.253
1	1:05.324	21.599	23.000	20.725	1:05.751	8	1:04.700	21.118	23.077	20.505	8:33.953
2	1:03.858	20.347	22.777	20.734	2:09.609	Nº21 MARQUES LOURENÇO					
3	1:03.436	20.210	22.623	20.603	3:13.045	1	1:07.306	22.701	23.694	20.911	1:08.733
4	1:03.775	20.639	22.605	20.531	4:16.820	2	1:05.461	21.010	23.667	20.784	2:14.194
5	1:03.095	20.137	22.399	20.559	5:19.915	3	1:08.804	21.113	26.233	21.458	3:22.998
6	1:02.954	20.086	22.422	20.446	6:22.869	4	1:04.039	20.513	22.762	20.764	4:27.037
7	1:02.819	20.019	22.270	20.530	7:25.688	5	1:03.573	20.416	22.533	20.624	5:30.610
8	1:03.550	20.514	22.522	20.514	8:29.238	6	1:03.724	20.341	22.577	20.806	6:34.334
Nº5 LOPEZ DE MIGUEL HUGO						7	1:03.587	20.321	22.531	20.735	7:37.921
1	1:06.020	21.994	23.278	20.748	1:06.724	8	1:03.465	20.319	22.477	20.669	8:41.386
2	1:03.874	20.293	22.864	20.717	2:10.598	Nº27 CHAOS RIVERO POL					
3	1:03.460	20.210	22.649	20.601	3:14.058	1	1:05.375	21.593	22.816	20.966	1:05.708
4	1:03.355	20.198	22.610	20.547	4:17.413	2	1:04.067	20.475	22.835	20.757	2:09.775
5	1:02.928	20.081	22.365	20.482	5:20.341	3	1:03.332	20.181	22.566	20.585	3:13.107
6	1:02.745	20.070	22.305	20.370	6:23.086	4	1:03.259	20.228	22.412	20.619	4:16.366
7	1:02.726	19.991	22.311	20.424	7:25.812	5	1:03.035	20.122	22.338	20.575	5:19.401
8	1:03.844	20.728	22.569	20.547	8:29.656	6	1:02.878	20.104	22.276	20.498	6:22.279
Nº6 SANZ TORRIJOS JAIME						7	1:02.738	20.093	22.156	20.489	7:25.017
1	1:07.298	22.615	23.838	20.845	1:08.476	8	1:02.955	20.196	22.172	20.587	8:27.972
2	1:03.692	20.290	22.738	20.664	2:12.168	Nº28 ARIAS CHAVARRI IVAN					
3	1:04.001	20.147	23.088	20.766	3:16.169	1	1:08.298	23.113	24.290	20.895	1:09.455
4	1:03.032	20.104	22.384	20.544	4:19.201	2	1:04.849	20.541	23.498	20.810	2:14.304
5	1:02.935	20.023	22.353	20.559	5:22.136	3	1:03.620	20.354	22.621	20.645	3:17.924
6	1:03.302	20.130	22.654	20.518	6:25.438	4	1:03.308	20.120	22.514	20.674	4:21.232
7	1:04.160	20.804	22.847	20.509	7:29.598	5	1:03.052	20.095	22.431	20.526	5:24.284
8	1:03.767	20.579	22.551	20.637	8:33.365	6	1:02.776	19.991	22.373	20.412	6:27.060
Nº10 FIGUEIRAS TEJADA SAMUEL						7	1:03.535	20.134	22.868	20.533	7:30.595
1	1:08.821	23.292	24.243	21.286	1:10.962	8	1:04.075	20.173	23.186	20.716	8:34.670
2	1:07.048	21.162	24.595	21.291	2:18.010	Nº30 MALHEIRO SUÑE ADRIAN					
3	1:05.039	20.799	23.042	21.198	3:23.049	1	1:06.098	22.090	23.355	20.653	1:06.976
4	1:04.687	20.742	23.064	20.881	4:27.736	2	1:03.677	20.242	22.769	20.666	2:10.653
5	1:04.813	20.684	23.095	21.034	5:32.549	3	1:04.387	20.956	22.880	20.551	3:15.040
6	1:04.387	20.562	22.775	21.050	6:36.936	4	1:03.031	20.135	22.406	20.490	4:18.071

SENIOR

Manga Clasificatoria A-C Vuelta a vuelta

Valor informativo. No Oficial

Vueltas	Tempo por vuelta	Sector 1	Sector 2	Sector 3	Tiempo
5	1:02.694	20.014	22.280	20.400	5:20.765
6	1:02.733	20.060	22.262	20.411	6:23.498
7	1:02.604	19.991	22.226	20.387	7:26.102
8	1:03.277	20.234	22.522	20.521	8:29.379

Nº31 GENE CASANOVAS ERIC

1	1:06.806	22.513	23.149	21.144	1:07.800
2	1:07.094	22.582	23.693	20.819	2:14.894
3	1:04.611	20.587	23.174	20.850	3:19.505
4	1:03.666	20.346	22.637	20.683	4:23.171
5	1:03.377	20.259	22.491	20.627	5:26.548
6	1:03.244	20.199	22.403	20.642	6:29.792
7	1:03.181	20.157	22.441	20.583	7:32.973
8	1:03.478	20.141	22.547	20.790	8:36.451

Nº32 TUÑÓN GARCIA NACHO

1	1:06.722	22.577	23.098	21.047	1:07.580
2	1:03.950	20.456	22.743	20.751	2:11.530
3	1:03.886	20.201	23.088	20.597	3:15.416
4	1:03.249	20.132	22.474	20.643	4:18.665
5	1:03.091	20.054	22.391	20.646	5:21.756
6	1:03.850	20.372	22.906	20.572	6:25.606
7	1:03.878	20.448	22.893	20.537	7:29.484
8	1:04.351	20.813	22.937	20.601	8:33.835

Nº35 MERINO IBAÑEZ MIKEL

1	1:07.755	22.917	24.050	20.788	1:09.182
2	1:04.081	20.460	22.864	20.757	2:13.263
3	1:03.769	20.196	22.657	20.916	3:17.032
4	1:03.336	20.120	22.576	20.640	4:20.368
5	1:03.210	20.190	22.483	20.537	5:23.578
6	1:03.079	20.078	22.437	20.564	6:26.657
7	1:03.515	20.409	22.571	20.535	7:30.172
8	1:05.054	20.281	23.316	21.457	8:35.226

Nº36 CAUBIN FEU POL

1	1:07.285	23.055	23.330	20.900	1:07.858
2	1:06.573	22.398	23.388	20.787	2:14.431
3	1:04.348	20.801	22.823	20.724	3:18.779
4	1:03.376	20.193	22.524	20.659	4:22.155
5	1:03.208	20.174	22.457	20.577	5:25.363
6	1:03.215	20.148	22.459	20.608	6:28.578
7	1:03.085	20.176	22.407	20.502	7:31.663
8	1:03.634	20.185	22.458	20.991	8:35.297

Nº37 MARTINEZ AUGÉ OLIVER

1	1:06.613	22.294	23.386	20.933	1:07.366
2	1:04.473	21.006	22.772	20.695	2:11.839

Vueltas	Tempo por vuelta	Sector 1	Sector 2	Sector 3	Tiempo
3	1:03.994	20.170	23.194	20.630	3:15.833
4	1:03.091	20.094	22.414	20.583	4:18.924
5	1:03.032	20.067	22.420	20.545	5:21.956
6	1:02.913	20.084	22.327	20.502	6:24.869
7	1:02.934	20.034	22.330	20.570	7:27.803
8	1:02.848	20.017	22.317	20.514	8:30.651

Nº39 DURAN OLIVE JAN

1	1:07.756	22.847	24.090	20.819	1:08.915
2	1:05.204	20.617	23.749	20.838	2:14.119
3	1:03.417	20.208	22.499	20.710	3:17.536
4	1:03.342	20.265	22.434	20.643	4:20.878
5	1:02.914	20.076	22.359	20.479	5:23.792
6	1:03.026	20.092	22.371	20.563	6:26.818
7	1:03.634	20.285	22.877	20.472	7:30.452
8	1:04.486	20.089	23.314	21.083	8:34.938

Nº41 BENITEZ PIZARRO MARC

1	1:06.356	21.931	23.639	20.786	1:06.862
2	1:03.911	20.612	22.662	20.637	2:10.773

Nº44 BRAVO TRIGO DANIEL

1	1:09.379	24.071	24.024	21.284	1:11.403
2	1:05.154	20.829	23.546	20.779	2:16.557
3	1:03.909	20.330	22.572	21.007	3:20.466
4	1:04.531	20.749	22.963	20.819	4:24.997
5	1:04.099	20.925	22.619	20.555	5:29.096
6	1:03.392	20.170	22.592	20.630	6:32.488
7	1:03.288	20.247	22.436	20.605	7:35.776
8	1:05.087	20.563	23.447	21.077	8:40.863

Nº45 KELLY JAYDEN

1	1:09.105	23.662	24.265	21.178	1:11.015
2	1:05.435	21.016	23.609	20.810	2:16.450
3	1:04.138	20.509	22.889	20.740	3:20.588
4	1:04.508	20.816	22.971	20.721	4:25.096
5	1:03.775	20.568	22.547	20.660	5:28.871
6	1:03.817	20.464	22.689	20.664	6:32.688
7	1:03.353	20.303	22.459	20.591	7:36.041
8	1:05.171	20.332	23.656	21.183	8:41.212

Nº46 ALVES LUIS

1	1:08.473	23.427	24.097	20.949	1:09.761
2	1:04.815	20.352	23.652	20.811	2:14.576
3	1:04.376	20.587	23.032	20.757	3:18.952
4	1:03.453	20.217	22.621	20.615	4:22.405
5	1:03.213	20.221	22.463	20.529	5:25.618
6	1:03.206	20.182	22.517	20.507	6:28.824

SENIOR

Manga Clasificatoria A-C Vuelta a vuelta

Valor informativo. No Oficial

Vueltas	Tempo por vuelta	Sector 1	Sector 2	Sector 3	Tiempo
7	1:03.274	20.183	22.564	20.527	7:32.098
8	1:03.249	20.159	22.467	20.623	8:35.347
Nº56 MATARRANZ ESPINOSA ALVARO					
1	1:08.478	23.308	23.876	21.294	1:17.921
2	1:05.694	21.614	22.978	21.102	2:23.615
3	1:04.790	20.685	23.030	21.075	3:28.405
4	1:04.727	20.684	22.920	21.123	4:33.132
5	1:04.330	20.552	22.817	20.961	5:37.462
6	1:04.500	20.594	23.013	20.893	6:41.962
7	1:04.435	20.716	22.724	20.995	7:46.397
8	1:04.627	20.637	22.963	21.027	8:51.024
Nº57 SANCHEZ IGLESIAS MARIA					
1	1:08.972	23.126	24.698	21.148	1:10.659
2	1:05.483	21.300	23.387	20.796	2:16.142
3	1:04.197	20.406	22.733	21.058	3:20.339
4	1:04.677	20.788	22.842	21.047	4:25.016
5	1:05.232	21.330	23.223	20.679	5:30.248
6	1:04.125				6:34.373
7	1:03.648				7:38.021
8	1:03.650				8:41.671
Nº61 PINAZO CERRO MARIO					
1	1:08.467	22.945	24.466	21.056	1:10.386
2	1:04.796	20.576	23.199	21.021	2:15.182
3	1:04.736	20.521	23.237	20.978	3:19.918
4	1:03.942	20.518	22.636	20.788	4:23.860
5	1:03.423	20.249	22.484	20.690	5:27.283
6	1:03.438	20.261	22.464	20.713	6:30.721
7	1:03.396	20.229	22.532	20.635	7:34.117
8	1:03.735	20.250	22.607	20.878	8:37.852
Nº62 PEÑALTA YAGÜE JOSE ANTONIO					
1	1:08.801	22.950	24.810	21.041	1:10.439
2	1:05.262	21.320	23.181	20.761	2:15.701
3	1:04.342	20.247	23.102	20.993	3:20.043
4	1:04.193	20.941	22.670	20.582	4:24.236
5	1:03.282	20.151	22.628	20.503	5:27.518
6	1:03.491	20.216	22.503	20.772	6:31.009
7	1:03.441	20.205	22.630	20.606	7:34.450
8	1:03.379	20.127	22.617	20.635	8:37.829
Nº63 GARCIA TERRON ASIER					
1	1:06.942	22.687	23.407	20.848	1:07.954
2	1:04.003	20.721	22.645	20.637	2:11.957
3	1:04.499	20.158	23.571	20.770	3:16.456
4	1:03.319	20.139	22.522	20.658	4:19.775

Vueltas	Tempo por vuelta	Sector 1	Sector 2	Sector 3	Tiempo
5	1:03.234	20.095	22.489	20.650	5:23.009
6	1:03.012	20.146	22.355	20.511	6:26.021
7	1:03.745	20.335	22.840	20.570	7:29.766
8	1:05.524	20.482	23.617	21.425	8:35.290
Nº65 SERRA SEGURA JORDI					
1	1:09.173	23.630	24.165	21.378	1:11.780
Nº66 VIA CASALS NICOLAS					
1	1:08.334	22.719	24.601	21.014	1:09.928
2	1:04.715	20.541	23.415	20.759	2:14.643
3	1:04.987	20.986	23.270	20.731	3:19.630
4	1:03.714	20.484	22.648	20.582	4:23.344
5	1:03.621	20.450	22.615	20.556	5:26.965
6	1:03.139	20.158	22.466	20.515	6:30.104
7	1:03.149	20.198	22.448	20.503	7:33.253
8	1:03.333	20.228	22.501	20.604	8:36.586
Nº67 ROBY SARREA ANA FRANCISCA					
1	1:09.268	23.813	24.208	21.247	1:11.508
2	1:05.893	21.074	23.821	20.998	2:17.401
3	1:04.393	20.661	22.708	21.024	3:21.794
4	1:03.961	20.393	22.659	20.909	4:25.755
5	1:04.738	20.840	23.173	20.725	5:30.493
6	1:04.148	20.612	22.559	20.977	6:34.641
7	1:03.623	20.313	22.648	20.662	7:38.264
8	1:03.740	20.278	22.669	20.793	8:42.004
Nº68 ORTIZ GOMEZ RAFAEL					
1	1:09.155	23.621	24.292	21.242	1:11.270
2	1:06.383	21.029	24.193	21.161	2:17.653
3	1:04.198	20.549	22.887	20.762	3:21.851
4	1:03.952	20.605	22.757	20.590	4:25.803
5	1:03.839	20.562	22.580	20.697	5:29.642
6	1:03.683	20.301	22.715	20.667	6:33.325
7	1:03.598	20.232	22.554	20.812	7:36.923
8	1:04.203	20.284	22.796	21.123	8:41.126

SENIOR

Manga Clasificatoria A-C Parrilla de Salida

Documento 18

Sujeto a escrutinio & investigaciones deportivas

68	RAFAEL ORTIZ GOMEZ CRG / IAME / VEGA		15	56	ALVARO MATARRANZ ESPINOSA ENERGY / IAME / VEGA	
65	JORDI SERRA SEGURA CRG / IAME / VEGA		14	61	MARIO PINAZO CERRO KART REPUBLIC / IAME / VEGA	
67	ANA FRANCISCA ROBY SARREA KOSMIC / IAME / VEGA		13	10	SAMUEL FIGUEIRAS TEJADA TONY KART / IAME / VEGA	
44	DANIEL BRAVO TRIGO ENERGY / IAME / VEGA		12	57	MARIA SANCHEZ IGLESIAS ENERGY / IAME / VEGA	
45	JAYDEN KELLY CRG / IAME / VEGA		11	66	NICOLAS VIA CASALS LANDO NORRIS / IAME / VEGA	
62	JOSE ANTONIO PEÑALTA YAGÜE KART REPUBLIC / IAME / VEGA		10	21	LOURENÇO MARQUES KART REPUBLIC / IAME / VEGA	
35	MIKEL MERINO IBAÑEZ KART REPUBLIC / IAME / VEGA		9	46	LUIS ALVES CRG / IAME / VEGA	
6	JAIME SANZ TORRIJOS PRAGA / IAME / VEGA		8	39	JAN DURAN OLIVE REDSPEED / IAME / VEGA	
63	ASIER GARCIA TERRON BIREL ART / IAME / VEGA		7	28	IVAN ARIAS CHAVARRI KART REPUBLIC / IAME / VEGA	
30	ADRIAN MALHEIRO SUÑE CRG / IAME / VEGA		6	31	ERIC GENE CASANOVAS BIREL ART / IAME / VEGA	
37	OLIVER MARTINEZ AUGE TONY KART / IAME / VEGA		5	32	NACHO TUÑON GARCIA KART REPUBLIC / IAME / VEGA	
14	SANTIAGO DA COSTA RIBEIRO BIREL ART / IAME / VEGA		4	5	HUGO LOPEZ DE MIGUEL PRAGA / IAME / VEGA	
41	MARC BENITEZ PIZARRO TONY KART / IAME / VEGA		3	36	POL CAUBIN FEU BIREL ART / IAME / VEGA	
4	DANIEL BRIZ LLULL CRG / IAME / VEGA		2	3	ELOI GONZALEZ MORENO REDSPEED / IAME / VEGA	
27	POL CHAOS RIVERO BIREL ART / IAME / VEGA		1			

POLE POSITION



Salida : 24/09 - 15:50 8 Total = 13.592 km

CEK 2022 - Zuera (ESP) 23-25/09/2022

cek.rfeda.es / RGMCC

Página 1 / 1

Apex Timing GoRacing

SENIOR

Manga Clasificatoria B-C Clasificación

Documento 20.1 OFICIAL

Sujeto a escrutinio & investigaciones deportivas

Pos.	Nº	Piloto	Nac. P.	Consursante	Nac. C.	Equipamiento	Total	Dif.	Interv.	M. Vuelta	Penalización	Puntos		
1	▲1	3	ESP	ELOI GONZALEZ MORENO	ESP	MONLAU COMPETICION C.E.	ESP	REDSPEED / IAME / VEGA	8			1:03.079	0	
2	▲1	29	ESP	JUAN COTA ALONSO	ESP	KR MOTORSPORT SRL	ITA	KART REPUBLIC / IAME / VEGA	8	0.004	0.004	1:02.980	2	
3	▼2	38	ESP	ADRIA MUSTIENES GIL	ESP	MDC RACING	ESP	BIREL ART / IAME / VEGA	8	0.877	0.873	1:03.150	3	
4	▲6	31	ESP	ERIC GENE CASANOVAS	ESP	MOL RACING	ESP	BIREL ART / IAME / VEGA	8	4.314	3.437	1:03.068	4	
5	▲3	32	ESP	NACHO TUÑÓN GARCIA	ESP	KRS KIDS RACING SCHOOL	ESP	KART REPUBLIC / IAME / VEGA	8	4.392	0.078	1:03.250	5	
6	▲8	39	ESP	JAN DURAN OLIVE	ESP	MONLAU COMPETICION C.E.	ESP	REDSPEED / IAME / VEGA	8	4.433	0.041	1:03.131	6	
7	▼3	36	ESP	POL CAUBIN FEU	ESP	MDC RACING	ESP	BIREL ART / IAME / VEGA	8	4.460	0.027	1:03.086	7	
8	▲11	7	ESP	DANIEL ANTUNEZ GARRIDO	ESP	TDKART RACING	ESP	TONY KART / IAME / VEGA	8	5.414	0.954	1:02.894	8	
9	▲6	59	ESP	AIRE HARUN	ESP	ALC MOTORSPORT	ESP	KART REPUBLIC / IAME / VEGA	8	6.684	1.270	1:03.430	9	
10	▲3	12	ESP	ALBANY DEL VALLE VIVAS ALVAREZ	ESP	OPTIMUM PROKART RACING TEAM	ESP	CRG / IAME / VEGA	8	6.946	0.262	1:03.262	10	
11	▲12	19	ESP	YERAY VAELO LUQUE	ESP	PAROLIN SPAIN	ESP	PAROLIN / IAME / VEGA	8	7.118	0.172	1:03.117	11	
12	▲6	21	PRT	LOURENÇO MARQUES	PRT	ANDRE MARQUES	PRT	KART REPUBLIC / IAME / VEGA	8	7.453	0.335	1:03.331	12	
13	▲3	46	ESP	LUIS ALVES	ESP	GM FUEL	ESP	CRG / IAME / VEGA	8	8.144	0.691	1:03.195	13	
14	▲3	42	ESP	LUCAS FEDERICH RODRIGUES	ESP	ALC MOTORSPORT	ESP	KART REPUBLIC / IAME / VEGA	8	8.697	0.553	1:03.725	14	
15	▲11	61	ESP	MARIO PINAZO CERRO	ESP	KR MOTORSPORT SRL	ITA	KART REPUBLIC / IAME / VEGA	8	9.350	0.653	1:03.705	15	
16	▼4	28	ESP	IVAN ARIAS CHAVARRI	ESP	AC MOTORSPORT	ESP	KART REPUBLIC / IAME / VEGA	8	9.743	0.393	1:03.245	+5.000	16
17	▼8	34	ESP	JOAN ALUJA OLESTI	ESP	MDC RACING	ESP	BIREL ART / IAME / VEGA	8	9.832	0.089	1:02.734	+5.000	17
18	▼11	47	PRT	LUCAS CARDOSO VIEIRA	PRT	CLAUDIO ESTEFANIO FERNANDES VIEI	PRT	KART REPUBLIC / IAME / VEGA	8	10.279	0.447	1:03.474		18
19	▲1	66	ESP	NICOLAS VIA CASALS	ESP	KIDS TO WIN	ESP	LANDO NORRIS / IAME / VEGA	8	10.687	0.408	1:03.545		19
20	▲9	60	ESP	ANDER URQUIZA COSTI	ESP	CD KARTING ETXEBARRI	ESP	BIREL ART / IAME / VEGA	8	12.442	1.755	1:03.760		20
21	▲6	23	ESP	JOSE ANTONIO MANNUCCI SCHROEDER	ESP	TDKART RACING	ESP	TONY KART / IAME / VEGA	8	12.717	0.275	1:03.843		21
22	▲3	58	ESP	DANIEL DORTA AMARAL	ESP	MOL RACING	ESP	TONY KART / IAME / VEGA	8	13.039	0.322	1:04.156		22
23	▼18	40	ESP	EDUARDO DOMINGUEZ	ESP	MOL RACING	ESP	BIREL ART / IAME / VEGA	8	14.664	1.625	1:02.909	+10.000	23
24	▲4	56	ESP	ALVARO MATARRANZ ESPINOSA	ESP	GTSRACING ENERGY ESPAÑA	ESP	ENERGY / IAME / VEGA	8	20.527	5.863	1:04.696	+5.000	24
25	▼4	64	ESP	ALEJANDRO MERINO ESPAÑOL	ESP	GTSRACING ENERGY ESPAÑA	ESP	ENERGY / IAME / VEGA	8	27.551	7.024	1:03.779	+15.000	25
26	▼2	10	ESP	SAMUEL FIGUEIRAS TEJADA	ESP	ECK MOTORSPORT	ESP	TONY KART / IAME / VEGA	8	28.446	0.895	1:04.611		26
27	▼21	5	ESP	HUGO LOPEZ DE MIGUEL	ESP	PRAGA RACING SL	ESP	PRAGA / IAME / VEGA	4	4 Total	4 Total	1:03.773		27
28	▼17	33	ESP	ALBERTO HURTADO GONZALEZ	ESP	FEDERACION ANDALUZA DE AUTOMOVIL	ESP	LANDO NORRIS / IAME / VEGA	0	8 Total	4 Total			28
29	▼7	57	ESP	MARIA SANCHEZ IGLESIAS	ESP	FALCON RACING TEAM	ESP	ENERGY / IAME / VEGA	0	8 Total				29

Nº28 IVAN ARIAS CHAVARRI : +5 Seg. Penalización. Art: 21.5 del RDK

Nº34 JOAN ALUJA OLESTI : +5 Seg. Penalización. Art: 21.5 del RDK

Nº40 EDUARDO DOMINGUEZ : +10 Seg. Penalización. Art: 21.4.3 del RDK, y 11 y 12 del CDI

Nº56 ALVARO MATARRANZ ESPINOSA : +5 Seg. Penalización. Art: 21.5 del RDK

Nº64 ALEJANDRO MERINO ESPAÑOL : +5 Seg. Penalización. Art: 21.5 del RDK

Nº64 ALEJANDRO MERINO ESPAÑOL : +10 Seg. Penalización. Art: 21.4.3 del RDK, y 11 y 12 del CDI

Lider : Nº38 ADRIA MUSTIENES GIL (1-1) / Nº29 JUAN COTA ALONSO (2-7) / Nº3 ELOI GONZALEZ MORENO (8-8)

Tiempo Inicio : 24/09 - 13:39:24

M. Vuelta : Nº34 JOAN ALUJA OLESTI 1:02.734 97.50 Km/h

Meteo : Ligeramente Nuboso Aire : 17°C Pista : Seco

Evento Grabado : Nº27 POL CHAOS RIVERO 1:02.655 97.62 Km/h

Nº40 06:10 Vuelta 5

SENIOR

Manga Clasificatoria B-C

Vuelta a vuelta

Valor informativo. No Oficial

	1	2	3	4	5	6	7	8	9	10	11	12	13	14	15	16	17	18	19	20	21	22	23	24	25	26	27	28	29
Parilla	38	3	29	36	40	5	47	32	34	31	33	28	12	39	59	46	42	21	7	66	64	57	19	10	58	61	23	56	60
Salida	38	29	3	36	40	47	5	34	32	33	31	28	12	39	46	59	42	21	7	66	64	10	19	61	58	23	60	56	
Vuelta 1 Intervalo	38	29	3	40	5	36	31	47	42	21	32	59	7	19	34	28	64	60	39	58	12	61	66	56	23	46	10		
	0.1	0.0	0.1	0.2	0.4	0.0	1.2	0.1	0.0	0.5	0.0	0.0	0.4	0.3	0.3	0.4	0.1	0.0	0.0	0.2	0.2	0.3	0.2	0.3	0.5	0.9	11.8		
Vuelta 2	29	38	3	5	31	40	36	42	21	32	59	47	34	7	28	19	39	60	12	58	64	61	66	56	46	23	10		
	0.3	0.0	0.1	0.2	0.0	0.3	0.7	0.1	0.2	0.4	0.2	0.7	0.1	0.0	0.1	0.0	0.4	0.0	0.9	0.0	0.2	0.2	0.4	0.4	0.2	2.3	10.9		
Vuelta 3	29	3	5	38	40	36	31	32	42	21	59	34	39	28	7	19	12	60	58	47	61	66	46	64	56	23	10		
	0.2	0.1	0.3	0.3	0.2	0.2	0.3	0.4	0.0	0.2	0.9	0.2	0.2	0.0	0.3	0.0	0.3	0.3	1.3	0.0	0.0	0.0	0.4	0.2	0.5	1.7	11.5		
Vuelta 4	29	3	38	40	3	36	32	31	42	21	39	28	59	34	7	12	19	60	61	58	46	66	47	64	56	23	10		
	0.1	1.0	0.3	0.0	0.1	0.3	0.0	1.2	0.1	0.3	0.0	0.2	0.1	0.1	0.0	0.1	0.5	0.0	1.9	0.0	0.0	0.5	0.8	0.4	0.1	0.7	12.4		
Vuelta 5	29	3	38	32	36	31	40	39	28	21	42	34	7	59	12	19	60	46	61	58	66	47	64	56	23	10			
	0.0	1.2	0.9	0.1	0.3	1.4	0.3	0.1	0.3	0.0	0.0	0.1	0.5	0.2	0.1	0.3	1.2	0.4	0.2	0.0	0.7	0.7	0.8	0.0	0.0	13.3			
Vuelta 6	29	3	38	32	31	36	39	28	40	34	7	59	21	12	19	42	60	46	61	66	58	47	64	23	56	10			
	0.1	1.3	1.0	0.4	0.0	1.5	0.3	0.1	0.9	0.3	0.3	0.4	0.0	0.0	0.7	0.0	0.0	0.0	0.5	0.3	0.3	0.1	1.3	0.6	0.7	13.2			
Vuelta 7	29	3	38	32	31	36	39	40	28	34	7	59	12	19	21	42	46	61	66	60	47	58	64	23	56	10			
	0.2	1.4	1.1	0.2	0.0	1.7	0.1	0.4	0.6	0.2	0.8	0.3	0.4	0.1	0.7	0.0	0.6	0.1	0.4	0.4	0.4	0.4	0.8	0.7	1.7	13.2			
Vuelta 8	3	29	38	31	32	39	36	40	28	34	7	59	12	19	21	46	42	61	47	66	60	64	23	58	56	10			
	0.0	0.8	3.4	0.0	0.0	0.0	0.2	0.0	0.0	0.0	0.5	1.2	0.2	0.1	0.3	0.6	0.5	0.6	0.9	0.4	1.7	0.1	0.1	0.3	2.4	12.9			

SENIOR

Manga Clasificatoria B-C Vuelta a vuelta

Valor informativo. No Oficial

Vueltas	Tempo por vuelta	Sector 1	Sector 2	Sector 3	Tiempo	Vueltas	Tempo por vuelta	Sector 1	Sector 2	Sector 3	Tiempo
Nº3 GONZALEZ MORENO ELOI											
1	1:05.551	21.516	23.204	20.831	1:06.239	1	1:08.443	22.717	24.571	21.155	1:10.110
2	1:05.580	20.902	23.655	21.023	2:11.819	2	1:05.491	20.562	23.965	20.964	2:15.601
3	1:03.833	20.389	22.777	20.667	3:15.652	3	1:04.407	20.480	22.716	21.211	3:20.008
4	1:03.376	20.193	22.519	20.664	4:19.028	4	1:03.667	20.486	22.564	20.617	4:23.675
5	1:03.090	20.177	22.411	20.502	5:22.118	5	1:04.493	20.669	23.232	20.592	5:28.168
6	1:03.100	20.088	22.503	20.509	6:25.218	6	1:04.279	20.627	23.023	20.629	6:32.447
7	1:03.079	20.124	22.442	20.513	7:28.297	7	1:03.569	20.451	22.478	20.640	7:36.016
8	1:03.718	20.201	22.809	20.708	8:32.015	8	1:03.117	20.161	22.444	20.512	8:39.133
Nº5 LOPEZ DE MIGUEL HUGO											
1	1:05.768	21.826	23.130	20.812	1:06.704	1	1:07.235	22.495	23.538	21.202	1:08.673
2	1:05.314	20.640	23.947	20.727	2:12.018	2	1:04.897	20.879	23.076	20.942	2:13.570
3	1:03.773	20.364	22.795	20.614	3:15.791	3	1:04.295	20.747	22.805	20.743	3:17.865
4	1:04.766	20.274	23.743	20.749	4:20.557	4	1:04.701	20.862	22.989	20.850	4:22.566
Nº7 ANTUNEZ GARRIDO DANIEL											
1	1:08.275	22.992	24.221	21.062	1:09.740	5	1:04.559	20.234	23.532	20.793	5:27.125
2	1:05.612	20.463	24.193	20.956	2:15.352	6	1:05.165	21.400	22.981	20.784	6:32.290
3	1:04.322	20.424	22.678	21.220	3:19.674	7	1:03.847	20.704	22.586	20.557	7:36.137
4	1:03.795	20.163	22.832	20.800	4:23.469	8	1:03.331	20.222	22.500	20.609	8:39.468
5	1:03.838	20.474	22.601	20.763	5:27.307	Nº23 MANNUCCI SCHROEDER JOSE ANTONIO					
6	1:04.181	21.120	22.496	20.565	6:31.488	1	1:11.008				1:13.152
7	1:02.894	20.045	22.323	20.526	7:34.382	2	1:07.413	1:33.852	23.507	21.062	2:20.565
8	1:03.047	20.033	22.407	20.607	8:37.429	3	1:04.407	20.616	22.912	20.879	3:24.972
Nº10 FIGUEIRAS TEJADA SAMUEL											
1	1:24.337	38.225	24.448	21.664	1:25.944	4	1:03.971	20.468	22.774	20.729	4:28.943
2	1:05.613	21.212	23.129	21.272	2:31.557	5	1:03.938	20.350	22.810	20.778	5:32.881
3	1:04.967	20.878	22.900	21.189	3:36.524	6	1:03.928	20.404	22.633	20.891	6:36.809
4	1:04.849	20.783	22.934	21.132	4:41.373	7	1:03.843	20.265	22.649	20.929	7:40.652
5	1:04.870	20.841	22.921	21.108	5:46.243	8	1:04.080	20.284	22.883	20.913	8:44.732
6	1:04.611	20.665	22.873	21.073	6:50.854	Nº28 ARIAS CHAVARRI IVAN					
7	1:04.779	20.866	22.762	21.151	7:55.633	1	1:09.769	23.885	24.523	21.361	1:10.945
8	1:04.828	20.848	22.867	21.113	9:00.461	2	1:04.475	20.424	23.171	20.880	2:15.420
						3	1:04.185	20.277	22.574	21.334	3:19.605
						4	1:03.363	20.171	22.664	20.528	4:22.968
						5	1:03.796	20.178	22.997	20.621	5:26.764
						6	1:03.285	20.069	22.660	20.556	6:30.049
						7	1:03.464	20.355	22.508	20.601	7:33.513
						8	1:03.245	20.082	22.485	20.678	8:36.758
Nº12 VIVAS ALVAREZ ALBANY DEL VALLE											
1	1:10.424	25.203	24.145	21.076	1:11.605	Nº29 COTA ALONSO JUAN					
2	1:04.527	20.642	23.119	20.766	2:16.132	1	1:05.512	21.413	23.220	20.879	1:06.175
3	1:03.907	20.195	22.884	20.828	3:20.039	2	1:05.254	20.878	23.434	20.942	2:11.429
4	1:03.485	20.170	22.636	20.679	4:23.524	3	1:04.011	20.508	22.790	20.713	3:15.440
5	1:04.506	20.605	23.378	20.523	5:28.030	4	1:03.479	20.178	22.617	20.684	4:18.919
6	1:04.320	20.665	23.023	20.632	6:32.350	5	1:03.104	20.038	22.474	20.592	5:22.023
7	1:03.262	20.000	22.611	20.651	7:35.612	6	1:03.091	20.070	22.468	20.553	6:25.114
8	1:03.349	20.063	22.723	20.563	8:38.961						

SENIOR

Manga Clasificatoria B-C

Vuelta a vuelta

Valor informativo. No Oficial

Vueltas	Tempo por vuelta	Sector 1	Sector 2	Sector 3	Tiempo
7	1:02.980	20.049	22.387	20.544	7:28.094
8	1:03.925	20.330	22.822	20.773	8:32.019
Nº31 GENE CASANOVAS ERIC					
1	1:06.141	22.003	23.095	21.043	1:07.225
2	1:05.036	20.637	23.588	20.811	2:12.261
3	1:04.703	20.329	23.603	20.771	3:16.964
4	1:04.196	20.139	22.856	21.201	4:21.160
5	1:03.687	20.084	22.970	20.633	5:24.847
6	1:03.230	20.028	22.580	20.622	6:28.077
7	1:03.068	20.038	22.429	20.601	7:31.145
8	1:05.184	20.465	23.580	21.139	8:36.329
Nº32 TUÑÓN GARCIA NACHO					
1	1:08.179	23.527	23.641	21.011	1:09.200
2	1:04.577	20.528	23.282	20.767	2:13.777
3	1:03.541	20.263	22.661	20.617	3:17.318
4	1:03.777	20.117	22.614	21.046	4:21.095
5	1:03.264	20.019	22.618	20.627	5:24.359
6	1:03.250	20.097	22.469	20.684	6:27.609
7	1:03.252	20.162	22.436	20.654	7:30.861
8	1:05.546	20.823	23.604	21.119	8:36.407
Nº34 ALUJA OLESTI JOAN					
1	1:09.489	23.483	24.833	21.173	1:10.466
2	1:04.693	20.394	23.469	20.830	2:15.159
3	1:03.910	20.205	22.610	21.095	3:19.069
4	1:04.270	20.460	23.071	20.739	4:23.339
5	1:03.841	20.275	22.829	20.737	5:27.180
6	1:03.919	20.681	22.557	20.681	6:31.099
7	1:03.014	20.084	22.362	20.568	7:34.113
8	1:02.734	20.042	22.292	20.400	8:36.847
Nº36 CAUBIN FEU POL					
1	1:06.414	22.178	23.154	21.082	1:07.172
2	1:05.465	20.758	23.710	20.997	2:12.637
3	1:04.056	20.383	22.997	20.676	3:16.693
4	1:04.036	20.217	22.981	20.838	4:20.729
5	1:03.773	20.155	23.034	20.584	5:24.502
6	1:03.644	20.175	22.949	20.520	6:28.146
7	1:03.086	20.148	22.410	20.528	7:31.232
8	1:05.243	20.582	23.459	21.202	8:36.475
Nº38 MUSTIENES GIL ADRIA					
1	1:05.401	21.307	23.096	20.998	1:05.993
2	1:05.769	21.058	23.746	20.965	2:11.762
3	1:04.329	20.814	22.835	20.680	3:16.091
4	1:04.014	20.110	23.270	20.634	4:20.105

Vueltas	Tempo por vuelta	Sector 1	Sector 2	Sector 3	Tiempo
5	1:03.307	20.171	22.500	20.636	5:23.412
6	1:03.162	20.137	22.407	20.618	6:26.574
7	1:03.150	20.172	22.370	20.608	7:29.724
8	1:03.168	20.252	22.358	20.558	8:32.892
Nº39 DURAN OLIVE JAN					
1	1:09.936	24.369	24.407	21.160	1:11.187
2	1:04.468	20.799	22.899	20.770	2:15.655
3	1:03.658	20.352	22.531	20.775	3:19.313
4	1:03.601	20.126	22.881	20.594	4:22.914
5	1:03.656	20.080	22.884	20.692	5:26.570
6	1:03.131	20.049	22.458	20.624	6:29.701
7	1:03.267	20.254	22.343	20.670	7:32.968
8	1:03.480	20.218	22.380	20.882	8:36.448
Nº40 DOMINGUEZ EDUARDO					
1	1:05.642	21.585	23.156	20.901	1:06.426
2	1:05.890	21.000	24.134	20.756	2:12.316
3	1:04.139	20.396	22.995	20.748	3:16.455
4	1:04.010	20.181	23.092	20.737	4:20.465
5	1:05.786	20.351	24.593	20.842	5:26.251
6	1:03.938	20.271	23.108	20.559	6:30.189
7	1:02.909	20.024	22.376	20.509	7:33.098
8	1:03.581	20.274	22.417	20.890	8:36.679
Nº42 FEDERICH RODRIGUES LUCAS					
1	1:07.216	22.868	23.376	20.972	1:08.619
2	1:04.787	20.686	23.161	20.940	2:13.406
3	1:04.404	20.711	22.866	20.827	3:17.810
4	1:04.580	20.840	22.890	20.850	4:22.390
5	1:04.743	20.303	23.380	21.060	5:27.133
6	1:06.048	21.491	23.825	20.732	6:33.181
7	1:03.725	20.330	22.685	20.710	7:36.906
8	1:03.806	20.397	22.698	20.711	8:40.712
Nº46 ALVES LUIS					
1	1:12.776	28.180	23.524	21.072	1:14.092
2	1:04.171	20.588	22.837	20.746	2:18.263
3	1:04.118	20.579	22.817	20.722	3:22.381
4	1:03.772	20.620	22.573	20.579	4:26.153
5	1:03.565	20.309	22.571	20.685	5:29.718
6	1:03.600	20.188	22.743	20.669	6:33.318
7	1:03.646	20.594	22.471	20.581	7:36.964
8	1:03.195	20.129	22.464	20.602	8:40.159
Nº47 CARDOSO VIEIRA LUCAS					
1	1:07.526	22.945	23.539	21.042	1:08.438
2	1:06.003	21.191	23.885	20.927	2:14.441

SENIOR

Manga Clasificatoria B-C Vuelta a vuelta

Valor informativo. No Oficial

Vueltas	Tempo por vuelta	Sector 1	Sector 2	Sector 3	Tiempo
3	1:07.395	20.537	22.900	23.958	3:21.836
4	1:05.730	21.548	23.414	20.768	4:27.566
5	1:03.687	20.285	22.654	20.748	5:31.253
6	1:03.474	20.293	22.557	20.624	6:34.727
7	1:03.923	20.639	22.623	20.661	7:38.650
8	1:03.644	20.325	22.631	20.688	8:42.294

Nº56 MATARRANZ ESPINOSA ALVARO

1	1:10.064	23.632	24.798	21.634	1:12.584
2	1:05.432	20.818	23.372	21.242	2:18.016
3	1:05.196	20.957	23.217	21.022	3:23.212
4	1:04.937	20.511	23.607	20.819	4:28.149
5	1:04.696	20.661	23.013	21.022	5:32.845
6	1:04.762	20.901	22.928	20.933	6:37.607
7	1:04.757	20.494	23.243	21.020	7:42.364
8	1:05.178	20.977	23.095	21.106	8:47.542

Nº58 DORTA AMARAL DANIEL

1	1:09.374	22.834	25.368	21.172	1:11.401
2	1:05.668	21.206	23.382	21.080	2:17.069
3	1:04.724	20.867	22.855	21.002	3:21.793
4	1:04.349	20.517	22.796	21.036	4:26.142
5	1:04.295	20.704	22.766	20.825	5:30.437
6	1:04.156	20.695	22.747	20.714	6:34.593
7	1:04.474	20.852	22.825	20.797	7:39.067
8	1:05.987	20.370	24.295	21.322	8:45.054

Nº59 HARUN AIRE

1	1:07.946	23.029	23.967	20.950	1:09.275
2	1:04.965	20.544	23.464	20.957	2:14.240
3	1:03.836	20.371	22.771	20.694	3:18.076
4	1:05.159	20.674	23.507	20.978	4:23.235
5	1:04.584	20.903	23.092	20.589	5:27.819
6	1:03.977	20.520	22.811	20.646	6:31.796
7	1:03.430	20.177	22.562	20.691	7:35.226
8	1:03.473	20.207	22.546	20.720	8:38.699

Nº60 URQUIZA COSTI ANDER

1	1:08.612	22.604	24.800	21.208	1:11.126
2	1:04.985	21.000	23.130	20.855	2:16.111
3	1:04.322	20.664	22.826	20.832	3:20.433
4	1:03.760	20.451	22.569	20.740	4:24.193
5	1:04.318	20.246	23.276	20.796	5:28.511
6	1:04.713	20.366	23.663	20.684	6:33.224
7	1:04.973	21.550	22.782	20.641	7:38.197
8	1:06.260	20.366	24.921	20.973	8:44.457

Vueltas	Tempo por vuelta	Sector 1	Sector 2	Sector 3	Tiempo
Nº61 PINAZO CERRO MARIO					
1	1:10.172	24.875	24.050	21.247	1:11.956
2	1:05.388	20.697	23.563	21.128	2:17.344
3	1:04.523	20.707	22.982	20.834	3:21.867
4	1:04.273	20.519	22.867	20.887	4:26.140
5	1:04.011	20.421	22.719	20.871	5:30.151
6	1:03.718	20.288	22.556	20.874	6:33.869
7	1:03.791	20.426	22.511	20.854	7:37.660
8	1:03.705	20.364	22.469	20.872	8:41.365

Nº64 MERINO ESPAÑOL ALEJANDRO

1	1:09.470	23.096	24.789	21.585	1:11.047
2	1:06.096	21.306	23.770	21.020	2:17.143
3	1:05.486	21.316	23.331	20.839	3:22.629
4	1:05.356	20.667	23.817	20.872	4:27.985
5	1:04.052	20.389	22.918	20.745	5:32.037
6	1:04.073	20.327	22.798	20.948	6:36.110
7	1:03.779	20.384	22.640	20.755	7:39.889
8	1:04.677	20.455	23.263	20.959	8:44.566

Nº66 VIA CASALS NICOLAS

1	1:10.691	24.532	24.669	21.490	1:12.211
2	1:05.336	20.658	23.575	21.103	2:17.547
3	1:04.399	20.811	22.929	20.659	3:21.946
4	1:04.736	21.164	22.932	20.640	4:26.682
5	1:03.807	20.256	22.800	20.751	5:30.489
6	1:03.763	20.410	22.717	20.636	6:34.252
7	1:03.545	20.461	22.571	20.513	7:37.797
8	1:04.905	20.791	23.517	20.597	8:42.702

SENIOR

Manga Clasificatoria B-C

Documento 17

Parrilla de Salida

Sujeto a escrutinio & investigaciones deportivas

60	ANDER URQUIZA COSTI BIREL ART / IAME / VEGA		15
23	JOSE ANTONIO MANNUCCI SCHROEDI TONY KART / IAME / VEGA		14
56	ALVARO MATARRANZ ESPINOSA ENERGY / IAME / VEGA		
58	DANIEL DORTA AMARAL TONY KART / IAME / VEGA		13
61	MARIO PINAZO CERRO KART REPUBLIC / IAME / VEGA		
19	YERAY VAELO LUQUE PAROLIN / IAME / VEGA		12
10	SAMUEL FIGUEIRAS TEJADA TONY KART / IAME / VEGA		
64	ALEJANDRO MERINO ESPAÑOL ENERGY / IAME / VEGA		11
57	MARIA SANCHEZ IGLESIAS ENERGY / IAME / VEGA		
7	DANIEL ANTUNEZ GARRIDO TONY KART / IAME / VEGA		10
66	NICOLAS VIA CASALS LANDO NORRIS / IAME / VEGA		
42	LUCAS FEDERICH RODRIGUES KART REPUBLIC / IAME / VEGA		9
21	LOURENÇO MARQUES KART REPUBLIC / IAME / VEGA		
59	AIRE HARUN KART REPUBLIC / IAME / VEGA		8
46	LUIS ALVES CRG / IAME / VEGA		
12	ALBANY DEL VALLE VIVAS ALVAREZ CRG / IAME / VEGA		7
39	JAN DURAN OLIVE REDSPEED / IAME / VEGA		
33	ALBERTO HURTADO GONZALEZ LANDO NORRIS / IAME / VEGA		6
28	IVAN ARIAS CHAVARRI KART REPUBLIC / IAME / VEGA		
34	JOAN ALUJA OLESTI BIREL ART / IAME / VEGA		5
31	ERIC GENE CASANOVAS BIREL ART / IAME / VEGA		
47	LUCAS CARDOSO VIEIRA KART REPUBLIC / IAME / VEGA		4
32	NACHO TUÑON GARCIA KART REPUBLIC / IAME / VEGA		
40	EDUARDO DOMINGUEZ BIREL ART / IAME / VEGA		3
5	HUGO LOPEZ DE MIGUEL PRAGA / IAME / VEGA		
29	JUAN COTA ALONSO KART REPUBLIC / IAME / VEGA		2
36	POL CAUBIN FEU BIREL ART / IAME / VEGA		
38	ADRIA MUSTIENES GIL BIREL ART / IAME / VEGA		1
3	ELOI GONZALEZ MORENO REDSPEED / IAME / VEGA		

POLE POSITION



Salida : 24/09 - 13:35 8 Total = 13.592 km

CEK 2022 - Zuera (ESP) 23-25/09/2022

cek.rfeda.es / RGMCC

Página 1 / 1

Apex Timing GoRacing

SENIOR

Entrenamientos Oficiales Cronometrados (EOC) Clasificación

Documento 16.1 OFICIAL

Sujeto a escrutinio & investigaciones deportivas

Pos.	Nº	Piloto	Nac. P.	Consursante	Nac. C.	EOC Par	EOC Impar	Total	Grupo
1	27	CHAOS RIVERO POL	ESP	MDC RACING	ESP	-	1:02.655	2	A
2	38	MUSTIENES GIL ADRIA	ESP	MDC RACING	ESP	1:02.943	-	3	B
3	3	GONZALEZ MORENO ELOI	ESP	MONLAU COMPETICION C.E.	ESP	-	1:02.751	2	C
4	4	BRIZ LLULL DANIEL	ESP	GM FUEL	ESP	1:03.040	-	3	A
5	29	COTA ALONSO JUAN	ESP	KR MOTORSPORT SRL	ITA	-	1:02.817	2	B
6	36	CAUBIN FEU POL	ESP	MDC RACING	ESP	1:03.141	-	3	C
7	41	BENITEZ PIZARRO MARC	ESP	OSCAR BENITEZ PUIG	ESP	-	1:03.029	2	A
8	40	DOMINGUEZ EDUARDO	ESP	MOL RACING	ESP	1:03.322	-	3	B
9	5	LOPEZ DE MIGUEL HUGO	ESP	PRAGA RACING SL	ESP	-	1:03.159	2	C
10	14	DA COSTA RIBEIRO SANTIAGO	PRT	ESCOLA DE KARTING DO OESTE	PRT	1:03.341	-	3	A
11	47	CARDOSO VIEIRA LUCAS	PRT	CLAUDIO ESTEFANIO FERNANDES VIEI	PRT	-	1:03.186	2	B
12	32	TUÑON GARCIA NACHO	ESP	KRS KIDS RACING SCHOOL	ESP	1:03.343	-	3	C
13	37	MARTINEZ AUGÉ OLIVER	ESP	ECK MOTORSPORT	ESP	-	1:03.192	2	A
14	34	ALUJA OLESTI JOAN	ESP	MDC RACING	ESP	1:03.364	-	3	B
15	31	GENE CASANOVAS ERIC	ESP	MOL RACING	ESP	-	1:03.202	2	C
16	30	MALHEIRO SUÑE ADRIAN	ESP	GM FUEL	ESP	1:03.439	-	3	A
17	33	HURTADO GONZALEZ ALBERTO	ESP	FEDERACION ANDALUZA DE AUTOMOVIL	ESP	-	1:03.264	2	B
18	28	ARIAS CHAVARRI IVAN	ESP	AC MOTORSPORT	ESP	1:03.446	-	3	C
19	63	GARCIA TERRON ASIER	ESP	MDC RACING	ESP	-	1:03.302	2	A
20	12	VIVAS ALVAREZ ALBANY DEL VALLE	ESP	OPTIMUM PROKART RACING TEAM	ESP	1:03.509	-	3	B
21	39	DURAN OLIVE JAN	ESP	MONLAU COMPETICION C.E.	ESP	-	1:03.347	2	C
22	6	SANZ TORRIJOS JAIME	ESP	PRAGA RACING SL	ESP	1:03.766	-	3	A
23	59	HARUN AIRE	ESP	ALC MOTORSPORT	ESP	-	1:03.530	2	B
24	46	ALVES LUIS	PRT	GM FUEL	ESP	1:03.817	-	3	C
25	35	MERINO IBAÑEZ MIKEL	ESP	DG MOTORSPORT	ESP	-	1:03.547	2	A
26	42	FEDERICH RODRIGUES LUCAS	ESP	ALC MOTORSPORT	ESP	1:03.870	-	3	B
27	21	MARQUES LOURENÇO	PRT	ANDRE MARQUES	PRT	-	1:03.618	2	C
28	62	PEÑALTA YAGÜE JOSE ANTONIO	ESP	KR MOTORSPORT SRL	ITA	1:03.995	-	3	A
29	7	ANTUNEZ GARRIDO DANIEL	ESP	TDKART RACING	ESP	-	1:03.627	2	B
30	66	VIA CASALS NICOLAS	ESP	KIDS TO WIN	ESP	1:04.318	-	3	C
31	45	KELLY JAYDEN	ESP	GM FUEL	ESP	-	1:03.642	4	A
32	64	MERINO ESPAÑOL ALEJANDRO	ESP	GTSRACING ENERGY ESPAÑA	ESP	1:04.923	-	3	B
33	57	SANCHEZ IGLESIAS MARIA	ESP	FALCON RACING TEAM	ESP	-	1:03.702	2	C
34	44	BRAVO TRIGO DANIEL	ESP	GTSRACING ENERGY ESPAÑA	ESP	1:05.704	-	2	A
35	19	VAELLO LUQUE YERAY	ESP	PAROLIN SPAIN	ESP	-	1:03.875	2	B
36	10	FIGUEIRAS TEJADA SAMUEL	ESP	ECK MOTORSPORT	ESP	1:06.834	-	3	C
37	67	ROBY SARREA ANA FRANCISCA	PRT	TDKART RACING	ESP	-	1:03.881	2	A
38	58	DORTA AMARAL DANIEL	ESP	MOL RACING	ESP	1:37.460	-	2	B
39	61	PINAZO CERRO MARIO	ESP	KR MOTORSPORT SRL	ITA	-	1:04.237	3	C
40	65	SERRA SEGURA JORDI	ESP	GM FUEL	ESP	-	1:04.277	4	A
41	23	MANNUCCI SCHROEDER JOSE ANTONIO	ESP	TDKART RACING	ESP	-	1:04.967	2	B







Diferencia Entre Series : 100.46%

SENIOR

Entrenamientos Oficiales Cronometrados (EOC) Clasificación

Documento 16.1 OFICIAL

Sujeto a escrutinio & investigaciones deportivas

Pos.	Nº	Piloto	Nac. P.	Consursante	Nac. C.	EOC Par	EOC Impar	Total	Grupo
No Clasificados									
	56	MATARRANZ ESPINOSA ALVARO	ESP 	GTSRACING ENERGY ESPAÑA	ESP 	Sin Tiempo	-		C
	68	ORTIZ GOMEZ RAFAEL	ESP 	OPTIMUM PROKART RACING TEAM	ESP 	Sin Tiempo	-		A
	60	URQUIZA COSTI ANDER	ESP 	CD KARTING ETXEBARRI	ESP 	DNS	-		B

Diferencia Entre Series : 100.46%

SENIOR

Entrenamiento Oficial Cronometrado Par (EOC Par)

Documento 14.1

Clasificación

Sujeto a escrutinio & investigaciones deportivas

Pos.	Nº	Piloto	Nac. P.	Consursante	Nac. C.	Equipamiento	Tiempo	Vlta.	Dif.	Km/h	Total
1	38	ADRIA MUSTIENES GIL	ESP	MDC RACING	ESP	BIREL ART / IAME / VEGA	1:02.943	3		97.17	3
2	4	DANIEL BRIZ LLULL	ESP	GM FUEL	ESP	CRG / IAME / VEGA	1:03.040	3	0.097	97.02	3
3	36	POL CAUBIN FEU	ESP	MDC RACING	ESP	BIREL ART / IAME / VEGA	1:03.141	3	0.198	96.87	3
4	40	EDUARDO DOMINGUEZ	ESP	MOL RACING	ESP	BIREL ART / IAME / VEGA	1:03.322	3	0.379	96.59	3
5	14	SANTIAGO DA COSTA RIBEIRO	PRT	ESCOLA DE KARTING DO OESTE	PRT	BIREL ART / IAME / VEGA	1:03.341	3	0.398	96.56	3
6	32	NACHO TUÑON GARCIA	ESP	KRS KIDS RACING SCHOOL	ESP	KART REPUBLIC / IAME / VEGA	1:03.343	3	0.400	96.56	3
7	34	JOAN ALUJA OLESTI	ESP	MDC RACING	ESP	BIREL ART / IAME / VEGA	1:03.364	3	0.421	96.53	3
8	30	ADRIAN MALHEIRO SUÑE	ESP	GM FUEL	ESP	CRG / IAME / VEGA	1:03.439	3	0.496	96.41	3
9	28	IVAN ARIAS CHAVARRI	ESP	AC MOTORSPORT	ESP	KART REPUBLIC / IAME / VEGA	1:03.446	3	0.503	96.40	3
10	12	ALBANY DEL VALLE VIVAS ALVAREZ	ESP	OPTIMUM PROKART RACING TEAM	ESP	CRG / IAME / VEGA	1:03.509	3	0.566	96.31	3
11	6	JAIME SANZ TORRIJOS	ESP	PRAGA RACING SL	ESP	PRAGA / IAME / VEGA	1:03.766	3	0.823	95.92	3
12	46	LUIS ALVES	PRT	GM FUEL	ESP	CRG / IAME / VEGA	1:03.817	3	0.874	95.84	3
13	42	LUCAS FEDERICH RODRIGUES	ESP	ALC MOTORSPORT	ESP	KART REPUBLIC / IAME / VEGA	1:03.870	3	0.927	95.76	3
14	62	JOSE ANTONIO PEÑALTA YAGÜE	ESP	KR MOTORSPORT SRL	ITA	KART REPUBLIC / IAME / VEGA	1:03.995	3	1.052	95.58	3
15	66	NICOLAS VIA CASALS	ESP	KIDS TO WIN	ESP	LANDO NORRIS / IAME / VEGA	1:04.318	3	1.375	95.10	3
16	64	ALEJANDRO MERINO ESPAÑOL	ESP	GTSRACING ENERGY ESPAÑA	ESP	ENERGY / IAME / VEGA	1:04.923	2	1.980	94.21	3
17	44	DANIEL BRAVO TRIGO	ESP	GTSRACING ENERGY ESPAÑA	ESP	ENERGY / IAME / VEGA	1:05.704	2	2.761	93.09	2
18	10	SAMUEL FIGUEIRAS TEJADA	ESP	ECK MOTORSPORT	ESP	TONY KART / IAME / VEGA	1:06.834	1	3.891	91.52	3
19	58	DANIEL DORTA AMARAL	ESP	MOL RACING	ESP	TONY KART / IAME / VEGA	1:37.460	1	34.517	62.76	2

Nº64 ALEJANDRO MERINO ESPAÑOL : Anulación del mejor tiempo. Art: 21.5 del RDK

Nº10 SAMUEL FIGUEIRAS TEJADA : Anulación del mejor tiempo. Art: 21.5 del RDK

Nº58 DANIEL DORTA AMARAL : Anulación del mejor tiempo. Art: 21.4.7 del RDK

No Clasificados

56	ALVARO MATARRANZ ESPINOSA	ESP	GTSRACING ENERGY ESPAÑA	ESP	ENERGY / IAME / VEGA	Sin Tiempo					
68	RAFAEL ORTIZ GOMEZ	ESP	OPTIMUM PROKART RACING TEAM	ESP	CRG / IAME / VEGA	Sin Tiempo					
60	ANDER URQUIZA COSTI	ESP	CD KARTING ETXEBARRI	ESP	BIREL ART / IAME / VEGA	DNS					

Nº56 ALVARO MATARRANZ ESPINOSA : Anulación de los 3 mejores tiempos. Art: 10 del RTE

Tiempo Inicio : 24/09 - 10:28:01

M. Vuelta : Nº38 ADRIA MUSTIENES GIL 1:02.943 97.17 Km/h

Meteo : Lluvioso Aire : 17°C Pista : Mojado

SENIOR

Entrenamiento Oficial Cronometrado Par (EOC Par)

Valor informativo. No Oficial

Mejores tiempos de sector

S1			S2			S3			Ideal Lap Times					
Pos.	Nº	Tiempo	Pos.	Nº	Tiempo	Pos.	Nº	Tiempo	Pos.	Nº	Piloto	Ideal Lap	Best Lap	Diff.
1	38	20.087	1	38	22.447	1	38	20.409	1	38	ADRIA MUSTIENES GIL	1:02.943	1:02.943	
2	4	20.096	2	4	22.451	2	4	20.442	2	4	DANIEL BRIZ LLULL	1:02.989	1:03.040	0.051
3	36	20.134	3	32	22.499	3	36	20.453	3	36	POL CAUBIN FEU	1:03.141	1:03.141	
4	34	20.151	4	36	22.554	4	40	20.491	4	40	EDUARDO DOMINGUEZ	1:03.322	1:03.322	
5	40	20.173	5	62	22.559	5	14	20.493	5	14	SANTIAGO DA COSTA RIBEIRO	1:03.341	1:03.341	
6	14	20.221	6	30	22.565	6	30	20.527	6	32	NACHO TUÑÓN GARCIA	1:03.343	1:03.343	
7	28	20.238	7	14	22.627	7	34	20.535	7	34	JOAN ALUJA OLESTI	1:03.363	1:03.364	0.001
8	32	20.244	8	28	22.648	8	28	20.560	8	30	ADRIAN MALHEIRO SUÑE	1:03.439	1:03.439	
9	12	20.253	9	40	22.658	9	6	20.581	9	28	IVAN ARIAS CHAVARRI	1:03.446	1:03.446	
10	46	20.321	10	12	22.662	10	12	20.594	10	12	ALBANY DEL VALLE VIVAS ALVAREZ	1:03.509	1:03.509	
11	30	20.347	11	34	22.677	11	32	20.600	11	46	LUIS ALVES	1:03.722	1:03.817	0.095
12	6	20.389	12	46	22.703	12	66	20.657	12	6	JAIME SANZ TORRIJOS	1:03.766	1:03.766	
13	66	20.411	13	42	22.721	13	46	20.698	13	42	LUCAS FEDERICH RODRIGUES	1:03.854	1:03.870	0.016
14	42	20.420	14	6	22.796	14	42	20.713	14	62	JOSE ANTONIO PEÑALTA YAGÜE	1:03.909	1:03.995	0.086
15	62	20.578	15	66	23.020	15	62	20.772	15	66	NICOLAS VIA CASALS	1:04.088	1:04.318	0.230
16	64	20.767	16	44	23.245	16	64	20.872	16	64	ALEJANDRO MERINO ESPAÑOL	1:04.923	1:04.923	
17	44	20.938	17	64	23.284	17	44	21.144	17	44	DANIEL BRAVO TRIGO	1:05.327	1:05.704	0.377
18	10	21.114	18	10	23.869	18	10	21.221	18	10	SAMUEL FIGUEIRAS TEJADA	1:06.204	1:06.834	0.630
19	58	41.168	19	58	34.973	19	58	21.319	19	58	DANIEL DORTA AMARAL	1:37.460	1:37.460	

SENIOR

Entrenamiento Oficial Cronometrado Par (EOC Par)

Valor informativo. No Oficial

Vuelta a vuelta

Vueltas	Tempo por vuelta	Sector 1	Sector 2	Sector 3	Tiempo	Vueltas	Tempo por vuelta	Sector 1	Sector 2	Sector 3	Tiempo
N°4 BRIZ LLULL DANIEL						2	1:03.880	20.467	22.620	20.793	4:49.810
1	1:04.843	20.842	23.265	20.736	3:43.089	3	1:02.943	20.087	22.447	20.409	5:52.753
2	1:03.360	20.335	22.583	20.442	4:46.449	N°40 DOMINGUEZ EDUARDO					
3	1:03.040	20.096	22.451	20.493	5:49.489	1	1:05.637	21.152	23.536	20.949	3:40.836
N°6 SANZ TORRIJOS JAIME						2	1:03.597	20.301	22.703	20.593	4:44.433
1	1:06.226	21.404	23.740	21.082	3:41.113	3	1:03.322	20.173	22.658	20.491	5:47.755
2	1:04.325	20.540	23.033	20.752	4:45.438	N°42 FEDERICH RODRIGUES LUCAS					
3	1:03.766	20.389	22.796	20.581	5:49.204	1	1:05.482	20.983	23.469	21.030	3:41.549
N°10 FIGUEIRAS TEJADA SAMUEL						2	1:04.127	20.478	22.936	20.713	4:45.676
1	1:06.834	21.114	24.225	21.495	3:45.130	3	1:03.870	20.420	22.721	20.729	5:49.546
2	1:10.939	25.849	23.869	21.221	4:56.069	N°44 BRAVO TRIGO DANIEL					
3	1:04.289	20.661	22.721	20.907	6:00.358	1	1:08.089	22.393	24.552	21.144	3:44.693
N°12 VIVAS ALVAREZ ALBANY DEL VALLE						2	1:05.704	20.938	23.245	21.521	4:50.397
1	1:05.508	20.891	23.733	20.884	3:44.096	N°46 ALVES LUIS					
2	1:04.095	20.354	22.890	20.851	4:48.191	1	1:05.336	21.179	23.167	20.990	3:39.703
3	1:03.509	20.253	22.662	20.594	5:51.700	2	1:04.401	20.639	23.064	20.698	4:44.104
N°14 DA COSTA RIBEIRO SANTIAGO						3	1:03.817	20.321	22.703	20.793	5:47.921
1	1:05.856	21.207	23.605	21.044	3:45.072	N°56 MATARRANZ ESPINOSA ALVARO					
2	1:03.527	20.370	22.630	20.527	4:48.599	1	1:17.087	30.718	24.900	21.469	3:53.749
3	1:03.341	20.221	22.627	20.493	5:51.940	2	1:06.060	21.279	23.546	21.235	4:59.809
N°28 ARIAS CHAVARRI IVAN						3	1:05.576	21.121	23.311	21.144	6:05.385
1	1:06.382	21.826	23.757	20.799	3:41.153	N°58 DORTA AMARAL DANIEL					
2	1:04.342	20.641	22.998	20.703	4:45.495	1	1:37.460	41.168	34.973	21.319	4:46.443
3	1:03.446	20.238	22.648	20.560	5:48.941	2	1:04.750	20.684	22.925	21.141	5:51.193
N°30 MALHEIRO SUÑE ADRIAN						N°62 PEÑALTA YAGÜE JOSE ANTONIO					
1	1:05.288	20.920	23.167	21.201	3:39.989	1	1:07.148	22.740	23.466	20.942	3:46.288
2	1:03.734	20.386	22.702	20.646	4:43.723	2	1:05.222	20.578	23.198	21.446	4:51.510
3	1:03.439	20.347	22.565	20.527	5:47.162	3	1:03.995	20.664	22.559	20.772	5:55.505
N°32 TUÑON GARCIA NACHO						N°64 MERINO ESPAÑOL ALEJANDRO					
1	1:07.433	23.050	23.437	20.946	3:45.274	1	1:08.205	22.387	24.459	21.359	3:47.853
2	1:04.125	20.562	22.906	20.657	4:49.399	2	1:04.923	20.767	23.284	20.872	4:52.776
3	1:03.343	20.244	22.499	20.600	5:52.742	3	1:04.384	20.505	23.114	20.765	5:57.160
N°34 ALUJA OLESTI JOAN						N°66 VIA CASALS NICOLAS					
1	1:05.955	21.249	23.868	20.838	3:44.725	1	1:07.340	21.101	24.515	21.724	3:45.984
2	1:03.719	20.420	22.677	20.622	4:48.444	2	1:04.658	20.791	23.210	20.657	4:50.642
3	1:03.364	20.151	22.678	20.535	5:51.808	3	1:04.318	20.411	23.020	20.887	5:54.960
N°36 CAUBIN FEU POL											
1	1:06.134	21.304	23.731	21.099	3:45.649						
2	1:04.215	20.817	22.788	20.610	4:49.864						
3	1:03.141	20.134	22.554	20.453	5:53.005						
N°38 MUSTIENES GIL ADRIA											
1	1:05.917	21.681	23.017	21.219	3:45.930						

SENIOR

Entrenamiento Oficial Cronometrado Impar (EOC Impar) Clasificación

Documento 15

Sujeto a escrutinio & investigaciones deportivas

Pos.	Nº	Piloto	Nac. P.	Consursante	Nac. C.	Equipamiento	Tiempo	Vlta.	Dif.	Km/h	Total
1	27	POL CHAOS RIVERO	ESP	MDC RACING	ESP	BIREL ART / IAME / VEGA	1:02.655	2		97.62	2
2	3	ELOI GONZALEZ MORENO	ESP	MONLAU COMPETICION C.E.	ESP	REDSPEED / IAME / VEGA	1:02.751	2	0.096	97.47	2
3	29	JUAN COTA ALONSO	ESP	KR MOTORSPORT SRL	ITA	KART REPUBLIC / IAME / VEGA	1:02.817	2	0.162	97.37	2
4	41	MARC BENITEZ PIZARRO	ESP	OSCAR BENITEZ PUIG	ESP	TONY KART / IAME / VEGA	1:03.029	2	0.374	97.04	2
5	5	HUGO LOPEZ DE MIGUEL	ESP	PRAGA RACING SL	ESP	PRAGA / IAME / VEGA	1:03.159	2	0.504	96.84	2
6	47	LUCAS CARDOSO VIEIRA	PRT	CLAUDIO ESTEFANIO FERNANDES VIEI	PRT	KART REPUBLIC / IAME / VEGA	1:03.186	2	0.531	96.80	2
7	37	OLIVER MARTINEZ AUGÉ	ESP	ECK MOTORSPORT	ESP	TONY KART / IAME / VEGA	1:03.192	2	0.537	96.79	2
8	31	ERIC GENE CASANOVAS	ESP	MOL RACING	ESP	BIREL ART / IAME / VEGA	1:03.202	2	0.547	96.78	2
9	33	ALBERTO HURTADO GONZALEZ	ESP	FEDERACION ANDALUZA DE AUTOMOVIL	ESP	LANDO NORRIS / IAME / VEGA	1:03.264	2	0.609	96.68	2
10	63	ASIER GARCIA TERRON	ESP	MDC RACING	ESP	BIREL ART / IAME / VEGA	1:03.302	2	0.647	96.62	2
11	39	JAN DURAN OLIVE	ESP	MONLAU COMPETICION C.E.	ESP	REDSPEED / IAME / VEGA	1:03.347	2	0.692	96.55	2
12	59	AIRE HARUN	ESP	ALC MOTORSPORT	ESP	KART REPUBLIC / IAME / VEGA	1:03.530	2	0.875	96.28	2
13	35	MIKEL MERINO IBAÑEZ	ESP	DG MOTORSPORT	ESP	KART REPUBLIC / IAME / VEGA	1:03.547	2	0.892	96.25	2
14	21	LOURENÇO MARQUES	PRT	ANDRE MARQUES	PRT	KART REPUBLIC / IAME / VEGA	1:03.618	2	0.963	96.14	2
15	7	DANIEL ANTUNEZ GARRIDO	ESP	TDKART RACING	ESP	TONY KART / IAME / VEGA	1:03.627	2	0.972	96.13	2
16	45	JAYDEN KELLY	ESP	GM FUEL	ESP	CRG / IAME / VEGA	1:03.642	4	0.987	96.11	4
17	57	MARIA SANCHEZ IGLESIAS	ESP	FALCON RACING TEAM	ESP	ENERGY / IAME / VEGA	1:03.702	2	1.047	96.02	2
18	19	YERAY VAELO LUQUE	ESP	PAROLIN SPAIN	ESP	PAROLIN / IAME / VEGA	1:03.875	2	1.220	95.76	2
19	67	ANA FRANCISCA ROBY SARREA	PRT	TDKART RACING	ESP	KOSMIC / IAME / VEGA	1:03.881	2	1.226	95.75	2
20	61	MARIO PINAZO CERRO	ESP	KR MOTORSPORT SRL	ITA	KART REPUBLIC / IAME / VEGA	1:04.237	3	1.582	95.22	3
21	65	JORDI SERRA SEGURA	ESP	GM FUEL	ESP	CRG / IAME / VEGA	1:04.277	4	1.622	95.16	4
22	23	JOSE ANTONIO MANNUCCI SCHROEDER	ESP	TDKART RACING	ESP	TONY KART / IAME / VEGA	1:04.967	1	2.312	94.15	2

Nº23 JOSE ANTONIO MANNUCCI SCHROEDER : Anulación del mejor tiempo. Art: 21.5 del RDK

Tiempo Inicio : 24/09 - 11:01:01

M. Vuelta : Nº27 POL CHAOS RIVERO

1:02.655 97.62 Km/h

Meteo : Ligeramente Nuboso Aire : 17°C Pista : Secando

Record anterior : Nº38 ADRIA MUSTIENES GIL

1:02.943 97.17 Km/h

SENIOR

Entrenamiento Oficial Cronometrado Impar (EOC Impar)

Valor informativo. No Oficial

Mejores tiempos de sector

S1			S2			S3			Ideal Lap Times					
Pos.	Nº	Tiempo	Pos.	Nº	Tiempo	Pos.	Nº	Tiempo	Pos.	Nº	Piloto	Ideal Lap	Best Lap	Diff.
1	29	20.056	1	27	22.244	1	3	20.310	1	27	POL CHAOS RIVERO	1:02.655	1:02.655	
2	27	20.059	2	3	22.340	2	41	20.341	2	3	ELOI GONZALEZ MORENO	1:02.751	1:02.751	
3	3	20.101	3	39	22.419	3	29	20.342	3	29	JUAN COTA ALONSO	1:02.817	1:02.817	
4	47	20.145	3	29	22.419	4	27	20.352	4	41	MARC BENITEZ PIZARRO	1:03.029	1:03.029	
5	67	20.199	5	41	22.424	5	37	20.450	5	5	HUGO LOPEZ DE MIGUEL	1:03.159	1:03.159	
6	31	20.217	6	5	22.437	6	5	20.486	6	47	LUCAS CARDOSO VIEIRA	1:03.186	1:03.186	
7	5	20.236	7	31	22.452	7	47	20.500	7	37	OLIVER MARTINEZ AUGE	1:03.192	1:03.192	
8	33	20.250	8	37	22.470	8	33	20.523	8	31	ERIC GENE CASANOVAS	1:03.202	1:03.202	
9	63	20.264	9	33	22.491	9	31	20.533	9	33	ALBERTO HURTADO GONZALEZ	1:03.264	1:03.264	
9	41	20.264	10	63	22.503	10	63	20.535	10	63	ASIER GARCIA TERRON	1:03.302	1:03.302	
11	37	20.272	11	21	22.513	11	59	20.589	11	39	JAN DURAN OLIVE	1:03.347	1:03.347	
12	39	20.281	12	47	22.541	12	7	20.607	12	59	AIRE HARUN	1:03.530	1:03.530	
13	45	20.317	13	35	22.555	13	57	20.626	13	35	MIKEL MERINO IBAÑEZ	1:03.547	1:03.547	
14	19	20.330	14	59	22.579	14	39	20.647	14	21	LOURENÇO MARQUES	1:03.618	1:03.618	
15	35	20.335	15	7	22.612	15	35	20.657	15	7	DANIEL ANTUNEZ GARRIDO	1:03.627	1:03.627	
16	21	20.359	16	45	22.645	16	45	20.680	16	45	JAYDEN KELLY	1:03.642	1:03.642	
17	59	20.362	17	57	22.685	17	21	20.746	17	57	MARIA SANCHEZ IGLESIAS	1:03.702	1:03.702	
18	57	20.391	18	61	22.745	18	19	20.760	18	19	YERAY VAELLO LUQUE	1:03.875	1:03.875	
19	7	20.408	19	19	22.785	19	65	20.820	19	67	ANA FRANCISCA ROBY SARREA	1:03.881	1:03.881	
20	61	20.469	20	65	22.799	20	67	20.848	20	65	JORDI SERRA SEGURA	1:04.162	1:04.277	0.115
21	65	20.543	21	67	22.834	21	23	20.886	21	61	MARIO PINAZO CERRO	1:04.237	1:04.237	
22	23	20.815	22	23	23.266	22	61	21.023	22	23	JOSE ANTONIO MANNUCCI SCHROEDER	1:04.967	1:04.967	

SENIOR

Entrenamiento Oficial Cronometrado Impar (EOC Impar)

Valor informativo. No Oficial

Vuelta a vuelta

Vueltas	Tempo por vuelta	Sector 1	Sector 2	Sector 3	Tiempo
Nº3 GONZALEZ MORENO ELOI					
1	1:05.779	20.879	22.741	22.159	4:20.462
2	1:02.751	20.101	22.340	20.310	5:23.213
Nº5 LOPEZ DE MIGUEL HUGO					
1	1:04.447	20.751	22.958	20.738	4:05.454
2	1:03.159	20.236	22.437	20.486	5:08.613
Nº7 ANTUNEZ GARRIDO DANIEL					
1	1:04.590	20.843	23.015	20.732	4:01.849
2	1:03.627	20.408	22.612	20.607	5:05.476
Nº19 VAELO LUQUE YERAY					
1	1:04.954	21.032	23.120	20.802	4:06.360
2	1:03.875	20.330	22.785	20.760	5:10.235
Nº21 MARQUES LOURENÇO					
1	1:04.697	20.906	23.019	20.772	4:08.239
2	1:03.618	20.359	22.513	20.746	5:11.857
Nº23 MANNUCCI SCHROEDER JOSE ANTONIO					
1	1:04.967	20.815	23.266	20.886	4:21.950
2	1:03.757	20.310	22.778	20.669	5:25.707
Nº27 CHAOS RIVERO POL					
1	1:05.007	20.521	23.172	21.314	4:21.098
2	1:02.655	20.059	22.244	20.352	5:23.753
Nº29 COTA ALONSO JUAN					
1	1:05.066	20.500	23.374	21.192	4:21.503
2	1:02.817	20.056	22.419	20.342	5:24.320
Nº31 GENE CASANOVAS ERIC					
1	1:04.256	20.756	22.844	20.656	4:07.120
2	1:03.202	20.217	22.452	20.533	5:10.322
Nº33 HURTADO GONZALEZ ALBERTO					
1	1:07.576	23.948	22.927	20.701	4:08.681
2	1:03.264	20.250	22.491	20.523	5:11.945
Nº35 MERINO IBAÑEZ MIKEL					
1	1:04.597	20.749	22.989	20.859	4:01.800
2	1:03.547	20.335	22.555	20.657	5:05.347
Nº37 MARTINEZ AUGE OLIVER					
1	1:05.527	21.683	23.059	20.785	4:19.710
2	1:03.192	20.272	22.470	20.450	5:22.902
Nº39 DURAN OLIVE JAN					
1	1:04.722	20.857	22.929	20.936	4:19.498
2	1:03.347	20.281	22.419	20.647	5:22.845
Nº41 BENITEZ PIZARRO MARC					
1	1:04.466	21.005	22.917	20.544	4:05.644
2	1:03.029	20.264	22.424	20.341	5:08.673

Vueltas	Tempo por vuelta	Sector 1	Sector 2	Sector 3	Tiempo
Nº45 KELLY JAYDEN					
1	1:05.361	21.103	23.265	20.993	2:24.056
2	1:04.569	20.782	22.935	20.852	3:28.625
3	1:04.140	20.501	22.758	20.881	4:32.765
4	1:03.642	20.317	22.645	20.680	5:36.407
Nº47 CARDOSO VIEIRA LUCAS					
1	1:07.303	23.388	23.061	20.854	4:19.975
2	1:03.186	20.145	22.541	20.500	5:23.161
Nº57 SANCHEZ IGLESIAS MARIA					
1	1:04.488	20.792	22.925	20.771	4:02.597
2	1:03.702	20.391	22.685	20.626	5:06.299
Nº59 HARUN AIRE					
1	1:04.589	20.730	22.970	20.889	4:03.072
2	1:03.530	20.362	22.579	20.589	5:06.602
Nº61 PINAZO CERRO MARIO					
1	1:05.415	20.963	23.263	21.189	3:27.278
2	1:04.519	20.594	22.900	21.025	4:31.797
3	1:04.237	20.469	22.745	21.023	5:36.034
Nº63 GARCIA TERRON ASIER					
1	1:04.414	20.710	22.909	20.795	4:02.364
2	1:03.302	20.264	22.503	20.535	5:05.666
Nº65 SERRA SEGURA JORDI					
1	1:06.185	21.707	23.483	20.995	2:24.613
2	1:04.722	20.741	23.067	20.914	3:29.335
3	1:04.333	20.620	22.799	20.914	4:33.668
4	1:04.277	20.543	22.914	20.820	5:37.945
Nº67 ROBY SARREA ANA FRANCISCA					
1	1:05.185	20.900	23.195	21.090	4:22.673
2	1:03.881	20.199	22.834	20.848	5:26.554

SENIOR

Warm Up Par Clasificación

Documento 12

Sujeto a escrutinio & investigaciones deportivas

Pos.	Nº	Piloto	Nac. P.	Consursante	Nac. C.	Equipamiento	Tiempo Vlt.	Dif.	Km/h	Total	
1	38	ADRIA MUSTIENES GIL		MDC RACING		BIREL ART / IAME / VEGA	1:03.268	5	96.67	5	
2	4	DANIEL BRIZ LLULL		GM FUEL		CRG / IAME / VEGA	1:03.509	5	0.241	96.31	5
3	40	EDUARDO DOMINGUEZ		MOL RACING		BIREL ART / IAME / VEGA	1:03.590	5	0.322	96.18	5
4	32	NACHO TUÑÓN GARCIA		KRS KIDS RACING SCHOOL		KART REPUBLIC / IAME / VEGA	1:03.608	5	0.340	96.16	5
5	6	JAIME SANZ TORRIJOS		PRAGA RACING SL		PRAGA / IAME / VEGA	1:03.632	3	0.364	96.12	3
6	12	ALBANY DEL VALLE VIVAS ALVAREZ		OPTIMUM PROKART RACING TEAM		CRG / IAME / VEGA	1:03.636	5	0.368	96.12	5
7	46	LUIS ALVES		GM FUEL		CRG / IAME / VEGA	1:03.822	5	0.554	95.84	5
8	30	ADRIAN MALHEIRO SUÑE		GM FUEL		CRG / IAME / VEGA	1:03.832	4	0.564	95.82	5
9	36	POL CAUBIN FEU		MDC RACING		BIREL ART / IAME / VEGA	1:03.954	5	0.686	95.64	5
10	28	IVAN ARIAS CHAVARRI		AC MOTORSPORT		KART REPUBLIC / IAME / VEGA	1:04.017	5	0.749	95.54	5
11	14	SANTIAGO DA COSTA RIBEIRO		ESCOLA DE KARTING DO OESTE		BIREL ART / IAME / VEGA	1:04.075	5	0.807	95.46	5
12	44	DANIEL BRAVO TRIGO		GTSRACING ENERGY ESPAÑA		ENERGY / IAME / VEGA	1:04.177	5	0.909	95.31	5
13	62	JOSE ANTONIO PEÑALTA YAGÜE		KR MOTORSPORT SRL		KART REPUBLIC / IAME / VEGA	1:04.251	5	0.983	95.20	5
14	58	DANIEL DORTA AMARAL		MOL RACING		TONY KART / IAME / VEGA	1:04.311	5	1.043	95.11	5
15	34	JOAN ALUJA OLESTI		MDC RACING		BIREL ART / IAME / VEGA	1:04.362	5	1.094	95.03	5
16	10	SAMUEL FIGUEIRAS TEJADA		ECK MOTORSPORT		TONY KART / IAME / VEGA	1:04.489	4	1.221	94.84	4
17	60	ANDER URQUIZA COSTI		CD KARTING ETXEBARRI		BIREL ART / IAME / VEGA	1:04.557	6	1.289	94.74	6
18	42	LUCAS FEDERICH RODRIGUES		ALC MOTORSPORT		KART REPUBLIC / IAME / VEGA	1:04.566	5	1.298	94.73	5
19	66	NICOLAS VIA CASALS		KIDS TO WIN		LANDO NORRIS / IAME / VEGA	1:04.791	5	1.523	94.40	5
20	68	RAFAEL ORTIZ GOMEZ		OPTIMUM PROKART RACING TEAM		CRG / IAME / VEGA	1:05.827	5	2.559	92.92	6
21	64	ALEJANDRO MERINO ESPAÑOL		GTSRACING ENERGY ESPAÑA		ENERGY / IAME / VEGA	1:06.136	6	2.868	92.48	6
22	56	ALVARO MATARRANZ ESPINOSA		GTSRACING ENERGY ESPAÑA		ENERGY / IAME / VEGA	1:07.320	5	4.052	90.86	5

Tiempo Inicio : 24/09 - 09:00:01

M. Vuelta : Nº38 ADRIA MUSTIENES GIL

1:03.268 96.67 Km/h

SENIOR

Warm Up Par

Mejores tiempos de sector

Valor informativo. No Oficial

S1			S2			S3			Ideal Lap Times					
Pos.	Nº	Tiempo	Pos.	Nº	Tiempo	Pos.	Nº	Tiempo	Pos.	Nº	Piloto	Ideal Lap	Best Lap	Diff.
1	32	20.154	1	38	22.582	1	38	20.526	1	38	ADRIA MUSTIENES GIL	1:03.268	1:03.268	
2	38	20.160	2	30	22.587	2	30	20.578	2	4	DANIEL BRIZ LLULL	1:03.509	1:03.509	
3	12	20.171	3	40	22.643	3	4	20.642	3	40	EDUARDO DOMINGUEZ	1:03.590	1:03.590	
4	4	20.224	3	4	22.643	4	40	20.648	4	32	NACHO TUÑON GARCIA	1:03.608	1:03.608	
5	6	20.233	5	6	22.665	5	46	20.653	5	30	ADRIAN MALHEIRO SUÑE	1:03.616	1:03.832	0.216
6	40	20.299	6	12	22.672	6	14	20.706	6	12	ALBANY DEL VALLE VIVAS ALVAREZ	1:03.625	1:03.636	0.011
7	14	20.300	7	36	22.717	7	32	20.710	7	6	JAIMESANZ TORRIJOS	1:03.632	1:03.632	
8	36	20.341	8	34	22.735	8	28	20.720	8	46	LUIS ALVES	1:03.822	1:03.822	
9	28	20.358	9	32	22.744	9	6	20.734	9	36	POL CAUBIN FEU	1:03.893	1:03.954	0.061
10	58	20.387	10	46	22.766	10	12	20.782	10	14	SANTIAGO DA COSTA RIBEIRO	1:03.895	1:04.075	0.180
11	46	20.403	11	28	22.838	11	62	20.810	11	28	IVAN ARIAS CHAVARRI	1:03.916	1:04.017	0.101
12	44	20.431	12	44	22.869	12	36	20.835	12	44	DANIEL BRAVO TRIGO	1:04.175	1:04.177	0.002
13	30	20.451	13	14	22.889	13	58	20.854	13	58	DANIEL DORTA AMARAL	1:04.176	1:04.311	0.135
14	62	20.489	14	58	22.935	14	10	20.859	14	34	JOAN ALUJA OLESTI	1:04.194	1:04.362	0.168
15	66	20.523	15	62	22.952	15	44	20.875	15	62	JOSE ANTONIO PEÑALTA YAGÜE	1:04.251	1:04.251	
16	60	20.540	16	60	22.991	16	60	20.897	16	60	ANDER URQUIZA COSTI	1:04.428	1:04.557	0.129
17	34	20.561	17	10	23.001	17	34	20.898	17	10	SAMUEL FIGUEIRAS TEJADA	1:04.489	1:04.489	
18	42	20.595	18	42	23.012	18	42	20.912	18	42	LUCAS FEDERICH RODRIGUES	1:04.519	1:04.566	0.047
19	10	20.629	19	66	23.123	19	66	20.970	19	66	NICOLAS VIA CASALS	1:04.616	1:04.791	0.175
20	68	21.053	20	68	23.372	20	68	21.273	20	68	RAFAEL ORTIZ GOMEZ	1:05.698	1:05.827	0.129
21	64	21.085	21	64	23.605	21	64	21.392	21	64	ALEJANDRO MERINO ESPAÑOL	1:06.082	1:06.136	0.054
22	56	21.411	22	56	24.033	22	56	21.646	22	56	ALVARO MATARRANZ ESPINOSA	1:07.090	1:07.320	0.230

SENIOR

Warm Up Par Vuelta a vuelta

Valor informativo. No Oficial

Vuelta a vuelta						Vuelta a vuelta					
Vueltas	Tempo por vuelta	Sector 1	Sector 2	Sector 3	Tiempo	Vueltas	Tempo por vuelta	Sector 1	Sector 2	Sector 3	Tiempo
Nº4 BRIZ LLULL DANIEL						Nº34 ALUJA OLESTI JOAN					
1	1:21.237	21.564	27.738	31.935	4:12.804	3	1:04.604	20.416	23.026	21.162	6:25.615
2	1:05.534	21.048	23.311	21.175	5:18.338	4	1:03.918	20.382	22.778	20.758	7:29.533
3	1:05.588	20.734	23.043	21.811	6:23.926	5	1:03.608	20.154	22.744	20.710	8:33.141
4	1:03.960	20.376	22.849	20.735	7:27.886	Nº36 CAUBIN FEU POL					
5	1:03.509	20.224	22.643	20.642	8:31.395	1	1:17.367	21.294	23.787	32.286	4:16.930
Nº6 SANZ TORRIJOS JAIME						Nº36 CAUBIN FEU POL					
1	1:16.110	29.815	24.959	21.336	6:24.786	2	1:06.578	20.984	24.399	21.195	5:23.508
2	1:04.232	20.403	22.981	20.848	7:29.018	3	1:04.579	20.561	23.039	20.979	6:28.087
3	1:03.632	20.233	22.665	20.734	8:32.650	4	1:04.756	20.595	23.107	21.054	7:32.843
Nº10 FIGUEIRAS TEJADA SAMUEL						Nº36 CAUBIN FEU POL					
1	1:46.050	32.181	43.545	30.324	5:19.254	5	1:04.362	20.729	22.735	20.898	8:37.205
2	1:06.131	21.113	23.365	21.653	6:25.385	Nº36 CAUBIN FEU POL					
3	1:04.771	20.687	23.088	20.996	7:30.156	1	1:16.017	21.407	23.784	30.826	4:14.375
4	1:04.489	20.629	23.001	20.859	8:34.645	2	1:05.699	21.010	23.414	21.275	5:20.074
Nº12 VIVAS ALVAREZ ALBANY DEL VALLE						Nº38 MUSTIENES GIL ADRIA					
1	1:19.755	21.327	25.652	32.776	4:14.225	1	1:15.108	21.081	23.484	30.543	4:16.674
2	1:05.607	20.788	23.628	21.191	5:19.832	2	1:06.556	21.136	24.235	21.185	5:23.230
3	1:04.770	20.384	23.318	21.068	6:24.602	3	1:03.990	20.383	22.915	20.692	6:27.220
4	1:03.942	20.247	22.913	20.782	7:28.544	4	1:03.642	20.325	22.709	20.608	7:30.862
5	1:03.636	20.171	22.672	20.793	8:32.180	5	1:03.268	20.160	22.582	20.526	8:34.130
Nº14 DA COSTA RIBEIRO SANTIAGO						Nº40 DOMINGUEZ EDUARDO					
1	1:17.283	21.218	23.976	32.089	4:17.083	1	1:17.734	21.064	25.485	31.185	4:11.910
2	1:06.361	20.964	24.165	21.232	5:23.444	2	1:07.292	22.595	23.479	21.218	5:19.202
3	1:05.203	20.696	23.426	21.081	6:28.647	3	1:04.248	20.365	22.982	20.901	6:23.450
4	1:04.315	20.575	23.034	20.706	7:32.962	4	1:03.787	20.333	22.712	20.742	7:27.237
5	1:04.075	20.300	22.889	20.886	8:37.037	5	1:03.590	20.299	22.643	20.648	8:30.827
Nº28 ARIAS CHAVARRI IVAN						Nº42 FEDERICH RODRIGUES LUCAS					
1	1:17.490	21.131	23.678	32.681	4:17.806	1	1:22.773	21.466	26.908	34.399	4:15.903
2	1:06.023	21.072	23.787	21.164	5:23.829	2	1:06.169	21.233	23.592	21.344	5:22.072
3	1:04.971	20.935	23.130	20.906	6:28.800	3	1:05.095	20.864	23.266	20.965	6:27.167
4	1:04.025	20.358	22.947	20.720	7:32.825	4	1:04.896	20.769	23.012	21.115	7:32.063
5	1:04.017	20.371	22.838	20.808	8:36.842	5	1:04.566	20.595	23.059	20.912	8:36.629
Nº30 MALHEIRO SUÑE ADRIAN						Nº44 BRAVO TRIGO DANIEL					
1	1:20.916	21.606	27.428	31.882	4:12.900	1	1:21.874	21.976	25.672	34.226	4:15.995
2	1:05.757	21.072	23.532	21.153	5:18.657	2	1:07.779	21.710	24.760	21.309	5:23.774
3	1:04.367	20.491	23.077	20.799	6:23.024	3	1:05.458	21.075	23.322	21.061	6:29.232
4	1:03.832	20.451	22.691	20.690	7:26.856	4	1:04.272	20.431	22.894	20.947	7:33.504
5	1:04.033	20.868	22.587	20.578	8:30.889	5	1:04.177	20.433	22.869	20.875	8:37.681
Nº32 TUÑÓN GARCIA NACHO						Nº46 ALVES LUIS					
1	1:23.541	21.757	27.394	34.390	4:15.713	1	1:20.385	21.509	24.470	34.406	4:12.314
2	1:05.298	20.897	23.358	21.043	5:21.011	2	1:07.923	22.107	24.145	21.671	5:20.237

SENIOR

Warm Up Par Vuelta a vuelta

Valor informativo. No Oficial

Vueltas	Tempo por vuelta	Sector 1	Sector 2	Sector 3	Tiempo
3	1:05.893	20.547	23.229	22.117	6:26.130
4	1:04.050	20.491	22.846	20.713	7:30.180
5	1:03.822	20.403	22.766	20.653	8:34.002

Nº56 MATARRANZ ESPINOSA ALVARO

1	1:12.883	24.483	25.735	22.665	2:49.352
2	1:09.226	22.400	24.737	22.089	3:58.578
3	1:07.870	21.650	24.465	21.755	5:06.448
4	1:08.867	21.411	25.134	22.322	6:15.315
5	1:07.320	21.641	24.033	21.646	7:22.635

Nº58 DORTA AMARAL DANIEL

1	1:21.268	21.494	25.525	34.249	4:16.132
2	1:07.289	21.496	24.258	21.535	5:23.421
3	1:06.063	21.502	23.450	21.111	6:29.484
4	1:04.415	20.469	23.092	20.854	7:33.899
5	1:04.311	20.387	22.935	20.989	8:38.210

Nº60 URQUIZA COSTI ANDER

1	1:11.664	24.615	25.085	21.964	3:00.703
2	1:16.831	21.706	24.162	30.963	4:17.534
3	1:06.677	21.446	23.957	21.274	5:24.211
4	1:05.907	21.422	23.313	21.172	6:30.118
5	1:04.638	20.657	22.991	20.990	7:34.756
6	1:04.557	20.540	23.120	20.897	8:39.313

Nº62 PEÑALTA YAGÜE JOSE ANTONIO

1	1:20.940	21.512	25.216	34.212	4:16.333
2	1:07.631	21.683	24.564	21.384	5:23.964
3	1:05.628	21.310	23.390	20.928	6:29.592
4	1:04.613	20.750	23.052	20.811	7:34.205
5	1:04.251	20.489	22.952	20.810	8:38.456

Nº64 MERINO ESPAÑOL ALEJANDRO

1	1:15.531	26.467	26.311	22.753	2:48.801
2	1:08.181	22.199	24.255	21.727	3:56.982
3	1:06.704	21.189	24.005	21.510	5:03.686
4	1:11.564	21.085	28.146	22.333	6:15.250
5	1:06.573	21.360	23.821	21.392	7:21.823
6	1:06.136	21.135	23.605	21.396	8:27.959

Nº66 VIA CASALS NICOLAS

1	1:18.160	21.631	24.362	32.167	4:14.811
2	1:06.035	20.996	23.761	21.278	5:20.846
3	1:06.249	20.947	24.170	21.132	6:27.095
4	1:05.209	21.074	23.165	20.970	7:32.304
5	1:04.791	20.523	23.123	21.145	8:37.095

Vueltas	Tempo por vuelta	Sector 1	Sector 2	Sector 3	Tiempo
Nº68 ORTIZ GOMEZ RAFAEL					
1	1:15.416	25.961	26.620	22.835	2:48.431
2	1:07.962	22.186	24.133	21.643	3:56.393
3	1:06.844	21.369	23.939	21.536	5:03.237
4	1:05.965	21.132	23.560	21.273	6:09.202
5	1:05.827	21.053	23.372	21.402	7:15.029
6	1:09.100	21.071	24.726	23.303	8:24.129

SENIOR

Warm Up Impar Clasificación

Documento 13

Sujeto a escrutinio & investigaciones deportivas

Pos.	Nº	Piloto	Nac. P.	Consursante	Nac. C.	Equipamiento	Tiempo Vlt.	Dif.	Km/h	Total	
1	27	POL CHAOS RIVERO		MDC RACING		BIREL ART / IAME / VEGA	1:02.780	4	97.43	4	
2	7	DANIEL ANTUNEZ GARRIDO		TDKART RACING		TONY KART / IAME / VEGA	1:03.004	4	0.224	97.08	4
3	31	ERIC GENE CASANOVAS		MOL RACING		BIREL ART / IAME / VEGA	1:03.039	4	0.259	97.03	4
4	29	JUAN COTA ALONSO		KR MOTORSPORT SRL		KART REPUBLIC / IAME / VEGA	1:03.085	4	0.305	96.95	4
5	35	MIKEL MERINO IBAÑEZ		DG MOTORSPORT		KART REPUBLIC / IAME / VEGA	1:03.115	4	0.335	96.91	4
6	5	HUGO LOPEZ DE MIGUEL		PRAGA RACING SL		PRAGA / IAME / VEGA	1:03.128	3	0.348	96.89	4
7	39	JAN DURAN OLIVE		MONLAU COMPETICION C.E.		REDSPEED / IAME / VEGA	1:03.169	4	0.389	96.83	4
8	41	MARC BENITEZ PIZARRO		OSCAR BENITEZ PUIG		TONY KART / IAME / VEGA	1:03.187	4	0.407	96.80	4
9	37	OLIVER MARTINEZ AUGE		ECK MOTORSPORT		TONY KART / IAME / VEGA	1:03.196	4	0.416	96.78	4
10	3	ELOI GONZALEZ MORENO		MONLAU COMPETICION C.E.		REDSPEED / IAME / VEGA	1:03.259	4	0.479	96.69	4
11	59	AIRE HARUN		ALC MOTORSPORT		KART REPUBLIC / IAME / VEGA	1:03.499	4	0.719	96.32	4
12	47	LUCAS CARDOSO VIEIRA		CLAUDIO ESTEFANIO FERNANDES VIEI		KART REPUBLIC / IAME / VEGA	1:03.515	4	0.735	96.30	4
13	21	LOURENÇO MARQUES		ANDRE MARQUES		KART REPUBLIC / IAME / VEGA	1:03.659	4	0.879	96.08	4
14	33	ALBERTO HURTADO GONZALEZ		FEDERACION ANDALUZA DE AUTOMOVIL		LANDO NORRIS / IAME / VEGA	1:03.661	4	0.881	96.08	4
15	19	YERAY VAELO LUQUE		PAROLIN SPAIN		PAROLIN / IAME / VEGA	1:03.723	4	0.943	95.98	4
16	63	ASIER GARCIA TERRON		MDC RACING		BIREL ART / IAME / VEGA	1:04.139	3	1.359	95.36	4
17	23	JOSE ANTONIO MANNUCCI SCHROEDER		TDKART RACING		TONY KART / IAME / VEGA	1:04.189	4	1.409	95.29	4
18	61	MARIO PINAZO CERRO		KR MOTORSPORT SRL		KART REPUBLIC / IAME / VEGA	1:04.333	2	1.553	95.07	4
19	45	JAYDEN KELLY		GM FUEL		CRG / IAME / VEGA	1:04.582	4	1.802	94.71	4
20	67	ANA FRANCISCA ROBY SARREA		TDKART RACING		KOSMIC / IAME / VEGA	1:04.607	4	1.827	94.67	4
21	57	MARIA SANCHEZ IGLESIAS		FALCON RACING TEAM		ENERGY / IAME / VEGA	1:05.133	5	2.353	93.91	5
22	65	JORDI SERRA SEGURA		GM FUEL		CRG / IAME / VEGA	1:05.149	4	2.369	93.88	4

Tiempo Inicio : 24/09 - 09:13:01

M. Vuelta : Nº27 POL CHAOS RIVERO

1:02.780 97.43 Km/h

Meteo : Ligeramente Nuboso Aire : 17°C Pista : Seco

SENIOR

Warm Up Impar

Mejores tiempos de sector

Valor informativo. No Oficial

S1			S2			S3			Ideal Lap Times					
Pos.	Nº	Tiempo	Pos.	Nº	Tiempo	Pos.	Nº	Tiempo	Pos.	Nº	Piloto	Ideal Lap	Best Lap	Diff.
1	35	20.076	1	27	22.321	1	27	20.368	1	27	POL CHAOS RIVERO	1:02.780	1:02.780	
2	27	20.091	2	7	22.371	2	7	20.445	2	7	DANIEL ANTUNEZ GARRIDO	1:02.961	1:03.004	0.043
3	29	20.104	3	31	22.376	3	39	20.466	3	31	ERIC GENE CASANOVAS	1:03.039	1:03.039	
4	33	20.134	4	3	22.389	4	37	20.475	4	29	JUAN COTA ALONSO	1:03.062	1:03.085	0.023
5	7	20.145	5	41	22.416	5	35	20.491	5	35	MIKEL MERINO IBAÑEZ	1:03.115	1:03.115	
6	31	20.147	6	39	22.429	6	29	20.492	6	5	HUGO LOPEZ DE MIGUEL	1:03.128	1:03.128	
7	5	20.161	7	37	22.455	7	5	20.495	7	39	JAN DURAN OLIVE	1:03.130	1:03.169	0.039
8	37	20.222	8	29	22.466	8	31	20.516	8	37	OLIVER MARTINEZ AUGE	1:03.152	1:03.196	0.044
9	39	20.235	9	5	22.472	9	41	20.534	9	41	MARC BENITEZ PIZARRO	1:03.187	1:03.187	
10	41	20.237	10	59	22.536	10	33	20.616	10	3	ELOI GONZALEZ MORENO	1:03.259	1:03.259	
11	3	20.254	11	35	22.548	10	3	20.616	11	33	ALBERTO HURTADO GONZALEZ	1:03.352	1:03.661	0.309
12	59	20.265	12	47	22.562	12	47	20.654	12	59	AIRE HARUN	1:03.478	1:03.499	0.021
13	47	20.299	13	21	22.595	13	59	20.677	13	47	LUCAS CARDOSO VIEIRA	1:03.515	1:03.515	
14	21	20.349	14	33	22.602	14	19	20.708	14	21	LOURENÇO MARQUES	1:03.659	1:03.659	
15	19	20.353	15	63	22.660	15	21	20.715	15	19	YERAY VAELO LUQUE	1:03.723	1:03.723	
16	45	20.460	16	19	22.662	16	23	20.765	16	23	JOSE ANTONIO MANNUCCI SCHROEDER	1:04.064	1:04.189	0.125
17	61	20.513	17	67	22.741	17	67	20.867	17	63	ASIER GARCIA TERRON	1:04.139	1:04.139	
18	63	20.529	18	23	22.749	18	61	20.943	18	61	MARIO PINAZO CERRO	1:04.230	1:04.333	0.103
19	23	20.550	19	61	22.774	19	63	20.950	19	67	ANA FRANCISCA ROBY SARREA	1:04.320	1:04.607	0.287
20	67	20.712	20	45	23.033	20	45	21.003	20	45	JAYDEN KELLY	1:04.496	1:04.582	0.086
21	57	20.752	21	57	23.137	21	65	21.056	21	57	MARIA SANCHEZ IGLESIAS	1:05.133	1:05.133	
22	65	20.918	22	65	23.175	22	57	21.244	22	65	JORDI SERRA SEGURA	1:05.149	1:05.149	

SENIOR

Warm Up Impar Vuelta a vuelta

Valor informativo. No Oficial

Vueltas	Tiempo por vuelta	Sector 1	Sector 2	Sector 3	Tiempo
Nº3 GONZALEZ MORENO ELOI					
1	1:04.707	20.963	22.858	20.886	5:38.756
2	1:03.661	20.432	22.589	20.640	6:42.417
3	1:03.375	20.301	22.391	20.683	7:45.792
4	1:03.259	20.254	22.389	20.616	8:49.051
Nº5 LOPEZ DE MIGUEL HUGO					
1	1:04.898	21.013	23.083	20.802	5:44.034
2	1:03.692	20.373	22.709	20.610	6:47.726
3	1:03.128	20.161	22.472	20.495	7:50.854
4	1:03.363	20.176	22.636	20.551	8:54.217
Nº7 ANTUNEZ GARRIDO DANIEL					
1	1:04.985	20.709	23.248	21.028	5:43.286
2	1:03.635	20.364	22.703	20.568	6:46.921
3	1:03.267	20.145	22.620	20.502	7:50.188
4	1:03.004	20.188	22.371	20.445	8:53.192
Nº19 VAELO LUQUE YERAY					
1	1:05.056	20.930	23.293	20.833	5:45.543
2	1:03.820	20.407	22.675	20.738	6:49.363
3	1:03.883	20.392	22.706	20.785	7:53.246
4	1:03.723	20.353	22.662	20.708	8:56.969
Nº21 MARQUES LOURENÇO					
1	1:05.381	20.997	23.191	21.193	5:35.036
2	1:04.657	20.669	23.008	20.980	6:39.693
3	1:07.628	23.737	23.004	20.887	7:47.321
4	1:03.659	20.349	22.595	20.715	8:50.980
Nº23 MANNUCCI SCHROEDER JOSE ANTONIO					
1	1:05.575	21.066	23.417	21.092	5:33.104
2	1:06.913	21.491	24.504	20.918	6:40.017
3	1:04.370	20.755	22.749	20.866	7:44.387
4	1:04.189	20.550	22.874	20.765	8:48.576
Nº27 CHAOS RIVERO POL					
1	1:04.567	20.825	22.957	20.785	5:31.491
2	1:14.717	29.231	24.837	20.649	6:46.208
3	1:03.171	20.177	22.502	20.492	7:49.379
4	1:02.780	20.091	22.321	20.368	8:52.159
Nº29 COTA ALONSO JUAN					
1	1:05.039	20.724	23.412	20.903	5:43.238
2	1:03.635	20.196	22.820	20.619	6:46.873
3	1:03.185	20.104	22.527	20.554	7:50.058
4	1:03.085	20.127	22.466	20.492	8:53.143
Nº31 GENE CASANOVAS ERIC					
1	1:05.032	20.720	23.418	20.894	5:41.418

Vueltas	Tiempo por vuelta	Sector 1	Sector 2	Sector 3	Tiempo
2	1:03.474	20.186	22.616	20.672	6:44.892
3	1:03.441	20.254	22.525	20.662	7:48.333
4	1:03.039	20.147	22.376	20.516	8:51.372
Nº33 HURTADO GONZALEZ ALBERTO					
1	1:04.862	20.959	23.133	20.770	5:39.066
2	1:03.745	20.446	22.613	20.686	6:42.811
3	1:03.686	20.468	22.602	20.616	7:46.497
4	1:03.661	20.134	22.765	20.762	8:50.158
Nº35 MERINO IBAÑEZ MIKEL					
1	1:04.669	20.648	23.228	20.793	5:41.731
2	1:03.689	20.124	22.942	20.623	6:45.420
3	1:03.526	20.328	22.667	20.531	7:48.946
4	1:03.115	20.076	22.548	20.491	8:52.061
Nº37 MARTINEZ AUGE OLIVER					
1	1:04.470	20.581	23.109	20.780	5:41.470
2	1:03.768	20.282	22.679	20.807	6:45.238
3	1:03.243	20.252	22.516	20.475	7:48.481
4	1:03.196	20.222	22.455	20.519	8:51.677
Nº39 DURAN OLIVE JAN					
1	1:04.990	20.928	23.175	20.887	5:40.483
2	1:04.381	20.405	23.015	20.961	6:44.864
3	1:03.836	20.712	22.658	20.466	7:48.700
4	1:03.169	20.235	22.429	20.505	8:51.869
Nº41 BENITEZ PIZARRO MARC					
1	1:04.751	20.913	22.995	20.843	5:48.382
2	1:03.731	20.486	22.562	20.683	6:52.113
3	1:03.458	20.310	22.502	20.646	7:55.571
4	1:03.187	20.237	22.416	20.534	8:58.758
Nº45 KELLY JAYDEN					
1	1:05.915	21.295	23.441	21.179	5:36.239
2	1:04.937	20.809	23.078	21.050	6:41.176
3	1:04.816	20.686	23.033	21.097	7:45.992
4	1:04.582	20.460	23.119	21.003	8:50.574
Nº47 CARDOSO VIEIRA LUCAS					
1	1:05.287	21.065	23.086	21.136	5:49.659
2	1:04.312	20.619	22.899	20.794	6:53.971
3	1:03.752	20.347	22.713	20.692	7:57.723
4	1:03.515	20.299	22.562	20.654	9:01.238
Nº57 SANCHEZ IGLESIAS MARIA					
1	1:08.414	22.602	23.986	21.826	3:38.881
2	1:06.361	21.422	23.557	21.382	4:45.242
3	1:05.920	20.974	23.435	21.511	5:51.162

SENIOR

Warm Up Impar Vuelta a vuelta

Valor informativo. No Oficial

Vueltas	Tempo por vuelta	Sector 1	Sector 2	Sector 3	Tiempo
4	1:05.609	20.930	23.239	21.440	6:56.771
5	1:05.133	20.752	23.137	21.244	8:01.904

Nº59 HARUN AIRE

1	1:06.820	21.689	24.028	21.103	5:46.325
2	1:04.506	20.647	22.917	20.942	6:50.831
3	1:03.919	20.647	22.595	20.677	7:54.750
4	1:03.499	20.265	22.536	20.698	8:58.249

Nº61 PINAZO CERRO MARIO

1	1:05.548	21.155	23.335	21.058	5:44.628
2	1:04.333	20.522	22.774	21.037	6:48.961
3	1:05.195	20.765	23.419	21.011	7:54.156
4	1:04.622	20.513	23.166	20.943	8:58.778

Nº63 GARCIA TERRON ASIER

1	1:05.169	21.042	23.047	21.080	5:32.229
2	1:04.526	20.606	22.878	21.042	6:36.755
3	1:04.139	20.529	22.660	20.950	7:40.894
4	1:09.585	22.321	25.071	22.193	8:50.479

Nº65 SERRA SEGURA JORDI

1	1:09.354	22.182	25.456	21.716	4:44.541
2	1:06.313	21.425	23.547	21.341	5:50.854
3	1:05.500	20.976	23.364	21.160	6:56.354
4	1:05.149	20.918	23.175	21.056	8:01.503

Nº67 ROBY SARREA ANA FRANCISCA

1	1:09.080	21.293	23.505	24.282	5:39.714
2	1:05.653	20.836	23.557	21.260	6:45.367
3	1:04.645	20.712	23.066	20.867	7:50.012
4	1:04.607	20.793	22.741	21.073	8:54.619

SENIOR

Entrenamientos Privados Colectivos 5 Par Clasificación

Documento 10

Sujeto a escrutinio & investigaciones deportivas

Pos.	Nº	Piloto	Nac. P.	Consursante	Nac. C.	Equipamiento	Tiempo	Vlta.	Dif.	Km/h	Total
1	28	IVAN ARIAS CHAVARRI	ESP	AC MOTORSPORT	ESP	KART REPUBLIC / IAME / VEGA	1:03.238	3		96.72	7
2	32	NACHO TUÑÓN GARCIA	ESP	KRS KIDS RACING SCHOOL	ESP	KART REPUBLIC / IAME / VEGA	1:03.347	9	0.109	96.55	10
3	38	ADRIA MUSTIENES GIL	ESP	MDC RACING	ESP	BIREL ART / IAME / VEGA	1:03.361	11	0.123	96.53	11
4	36	POL CAUBIN FEU	ESP	MDC RACING	ESP	BIREL ART / IAME / VEGA	1:03.371	11	0.133	96.52	12
5	4	DANIEL BRIZ LLULL	ESP	GM FUEL	ESP	CRG / IAME / VEGA	1:03.420	5	0.182	96.44	10
6	14	SANTIAGO DA COSTA RIBEIRO	PRT	ESCOLA DE KARTING DO OESTE	PRT	BIREL ART / IAME / VEGA	1:03.512	7	0.274	96.30	8
7	34	JOAN ALUJA OLESTI	ESP	MDC RACING	ESP	BIREL ART / IAME / VEGA	1:03.525	5	0.287	96.28	12
8	30	ADRIAN MALHEIRO SUÑE	ESP	GM FUEL	ESP	CRG / IAME / VEGA	1:03.573	5	0.335	96.21	12
9	12	ALBANY DEL VALLE VIVAS ALVAREZ	ESP	OPTIMUM PROKART RACING TEAM	ESP	CRG / IAME / VEGA	1:03.591	10	0.353	96.18	12
10	6	JAIME SANZ TORRIJOS	ESP	PRAGA RACING SL	ESP	PRAGA / IAME / VEGA	1:03.627	9	0.389	96.13	12
11	40	EDUARDO DOMINGUEZ	ESP	MOL RACING	ESP	BIREL ART / IAME / VEGA	1:03.677	10	0.439	96.05	12
12	60	ANDER URQUIZA COSTI	ESP	CD KARTING ETXEBARRI	ESP	BIREL ART / IAME / VEGA	1:03.905	5	0.667	95.71	12
13	44	DANIEL BRAVO TRIGO	ESP	GTSRACING ENERGY ESPAÑA	ESP	ENERGY / IAME / VEGA	1:03.965	5	0.727	95.62	12
14	46	LUIS ALVES	PRT	GM FUEL	ESP	CRG / IAME / VEGA	1:04.056	7	0.818	95.49	11
15	62	JOSE ANTONIO PEÑALTA YAGÜE	ESP	KR MOTORSPORT SRL	ITA	KART REPUBLIC / IAME / VEGA	1:04.226	6	0.988	95.23	9
16	42	LUCAS FEDERICH RODRIGUES	ESP	ALC MOTORSPORT	ESP	KART REPUBLIC / IAME / VEGA	1:04.289	6	1.051	95.14	8
17	10	SAMUEL FIGUEIRAS TEJADA	ESP	ECK MOTORSPORT	ESP	TONY KART / IAME / VEGA	1:04.346	4	1.108	95.05	10
18	66	NICOLAS VIA CASALS	ESP	KIDS TO WIN	ESP	LANDO NORRIS / IAME / VEGA	1:04.359	4	1.121	95.04	9
19	68	RAFAEL ORTIZ GOMEZ	ESP	OPTIMUM PROKART RACING TEAM	ESP	CRG / IAME / VEGA	1:04.459	11	1.221	94.89	12
20	58	DANIEL DORTA AMARAL	ESP	MOL RACING	ESP	TONY KART / IAME / VEGA	1:04.568	4	1.330	94.73	11
21	64	ALEJANDRO MERINO ESPAÑOL	ESP	GTSRACING ENERGY ESPAÑA	ESP	ENERGY / IAME / VEGA	1:04.837	8	1.599	94.34	12
22	56	ALVARO MATARRANZ ESPINOSA	ESP	GTSRACING ENERGY ESPAÑA	ESP	ENERGY / IAME / VEGA	1:05.793	4	2.555	92.96	9

No Clasificados

2	URBELTZ MOAR MAESTRO	ESP	TDKART RACING	ESP	TONY KART / IAME / VEGA	Sin Tiempo					
---	----------------------	-----	---------------	-----	-------------------------	------------	--	--	--	--	--

Tiempo Inicio : 23/09 - 16:50:00

M. Vuelta : Nº28 IVAN ARIAS CHAVARRI

1:03.238 96.72 Km/h

SENIOR

Entrenamientos Privados Colectivos 5 Par Mejores tiempos de sector

Valor informativo. No Oficial

S1			S2			S3			Ideal Lap Times					
Pos.	Nº	Tiempo	Pos.	Nº	Tiempo	Pos.	Nº	Tiempo	Pos.	Nº	Piloto	Ideal Lap	Best Lap	Diff.
1	28	20.067	1	32	22.485	1	40	20.454	1	28	IVAN ARIAS CHAVARRI	1:03.088	1:03.238	0.150
2	12	20.081	2	36	22.523	2	28	20.497	2	12	ALBANY DEL VALLE VIVAS ALVAREZ	1:03.201	1:03.591	0.390
3	38	20.111	3	28	22.524	3	38	20.511	3	38	ADRIA MUSTIENES GIL	1:03.264	1:03.361	0.097
4	36	20.158	4	60	22.533	4	12	20.558	4	36	POL CAUBIN FEU	1:03.271	1:03.371	0.100
5	4	20.183	5	4	22.557	5	6	20.559	5	32	NACHO TUÑÓN GARCIA	1:03.343	1:03.347	0.004
6	34	20.196	6	14	22.561	6	34	20.584	6	4	DANIEL BRIZ LLULL	1:03.357	1:03.420	0.063
7	30	20.201	7	12	22.562	7	36	20.590	7	40	EDUARDO DOMINGUEZ	1:03.367	1:03.677	0.310
8	32	20.211	8	40	22.579	8	30	20.605	8	34	JOAN ALUJA OLESTI	1:03.424	1:03.525	0.101
9	6	20.250	9	30	22.622	9	4	20.617	9	30	ADRIAN MALHEIRO SUÑE	1:03.428	1:03.573	0.145
10	14	20.295	10	6	22.627	10	32	20.647	10	6	JAIME SANZ TORRIJOS	1:03.436	1:03.627	0.191
11	40	20.334	11	38	22.642	11	14	20.654	11	14	SANTIAGO DA COSTA RIBEIRO	1:03.510	1:03.512	0.002
12	62	20.338	12	34	22.644	12	60	20.749	12	60	ANDER URQUIZA COSTI	1:03.815	1:03.905	0.090
13	44	20.343	13	46	22.717	13	66	20.767	13	44	DANIEL BRAVO TRIGO	1:03.925	1:03.965	0.040
14	42	20.364	14	44	22.727	14	42	20.790	14	42	LUCAS FEDERICH RODRIGUES	1:03.932	1:04.289	0.357
15	68	20.370	15	42	22.778	15	68	20.833	15	46	LUIS ALVES	1:04.021	1:04.056	0.035
16	58	20.409	16	62	22.806	16	44	20.855	16	62	JOSE ANTONIO PEÑALTA YAGÜE	1:04.025	1:04.226	0.201
17	46	20.446	17	58	22.845	17	46	20.858	17	68	RAFAEL ORTIZ GOMEZ	1:04.155	1:04.459	0.304
18	10	20.512	18	66	22.880	18	62	20.881	18	66	NICOLAS VIA CASALS	1:04.314	1:04.359	0.045
19	60	20.533	19	10	22.915	19	10	20.910	19	58	DANIEL DORTA AMARAL	1:04.323	1:04.568	0.245
20	64	20.648	20	68	22.952	20	64	21.021	20	10	SAMUEL FIGUEIRAS TEJADA	1:04.337	1:04.346	0.009
21	66	20.667	21	64	22.988	21	58	21.069	21	64	ALEJANDRO MERINO ESPAÑOL	1:04.657	1:04.837	0.180
22	56	21.070	22	56	23.203	22	56	21.386	22	56	ALVARO MATARRANZ ESPINOSA	1:05.659	1:05.793	0.134

SENIOR

Entrenamientos Privados Colectivos 5 Par

Valor informativo. No Oficial

Vuelta a vuelta

Vueltas	Tempo por vuelta	Sector 1	Sector 2	Sector 3	Tiempo	Vueltas	Tempo por vuelta	Sector 1	Sector 2	Sector 3	Tiempo
Nº4 BRIZ LLULL DANIEL						8	1:04.460	20.425	22.991	21.044	10:57.898
1	1:20.112	29.901	29.302	20.909	3:25.341	9	1:03.632	20.081	22.866	20.685	12:01.530
2	1:05.720	21.340	23.502	20.878	4:31.061	10	1:03.591	20.156	22.681	20.754	13:05.121
3	1:04.565	20.234	23.373	20.958	5:35.626	11	1:03.841	20.568	22.570	20.703	14:08.962
4	1:03.569	20.293	22.607	20.669	6:39.195	12	1:05.159	21.313	23.286	20.560	15:14.121
5	1:03.420	20.183	22.601	20.636	7:42.615	Nº14 DA COSTA RIBEIRO SANTIAGO					
6	3:13.349	2:26.543	24.634	22.172	10:55.964	1	1:18.165	29.052	28.032	21.081	3:25.178
7	1:06.133	20.910	24.438	20.785	12:02.097	2	1:23.829	37.956	24.391	21.482	4:49.007
8	1:03.709	20.376	22.557	20.776	13:05.806	3	5:02.320	4:13.218	24.316	24.786	9:51.327
9	1:03.478	20.235	22.626	20.617	14:09.284	4	1:05.962	21.319	23.502	21.141	10:57.289
10	1:03.424	20.199	22.588	20.637	15:12.708	5	1:04.611	20.417	23.307	20.887	12:01.900
Nº6 SANZ TORRIJOS JAIME						6	1:04.170	20.651	22.644	20.875	13:06.070
1	1:20.280	29.431	29.918	20.931	3:27.416	7	1:03.512	20.295	22.561	20.656	14:09.582
2	1:04.343	20.509	23.014	20.820	4:31.759	8	1:03.603	20.352	22.597	20.654	15:13.185
3	1:04.272	20.337	22.972	20.963	5:36.031	Nº28 ARIAS CHAVARRI IVAN					
4	1:04.220	20.336	22.792	21.092	6:40.251	1	1:03.935	20.323	22.699	20.913	6:40.317
5	1:04.067	20.592	22.755	20.720	7:44.318	2	1:03.468	20.418	22.524	20.526	7:43.785
6	1:03.991	20.416	22.749	20.826	8:48.309	3	1:03.238	20.067	22.587	20.584	8:47.023
7	1:03.660	20.429	22.672	20.559	9:51.969	4	1:03.871	20.520	22.794	20.557	9:50.894
8	1:04.812	20.608	23.145	21.059	10:56.781	5	3:16.432	2:29.053	24.675	22.704	13:07.326
9	1:03.627	20.250	22.657	20.720	12:00.408	6	1:04.035	20.556	22.961	20.518	14:11.361
10	1:03.870	20.307	22.722	20.841	13:04.278	7	1:03.463	20.125	22.841	20.497	15:14.824
11	1:04.286	20.540	22.993	20.753	14:08.564	Nº30 MALHEIRO SUÑE ADRIAN					
12	1:04.081	20.610	22.627	20.844	15:12.645	1	1:19.327	30.131	28.107	21.089	3:24.629
Nº10 FIGUEIRAS TEJADA SAMUEL						2	1:03.929	20.507	22.745	20.677	4:28.558
1	1:19.358	30.041	28.205	21.112	3:25.109	3	1:06.326	21.777	23.762	20.787	5:34.884
2	1:04.851	20.766	23.098	20.987	4:29.960	4	1:03.927	20.287	22.998	20.642	6:38.811
3	1:06.475	20.594	24.415	21.466	5:36.435	5	1:03.573	20.201	22.689	20.683	7:42.384
4	1:04.346	20.521	22.915	20.910	6:40.781	6	1:04.320	20.354	22.877	21.089	8:46.704
5	1:05.262	20.512	23.242	21.508	7:46.043	7	1:04.479	21.012	22.862	20.605	9:51.183
6	1:05.418	21.100	23.176	21.142	8:51.461	8	1:04.950	20.620	23.695	20.635	10:56.133
7	3:09.993	2:24.166	24.649	21.178	12:01.454	9	1:04.423	20.574	22.713	21.136	12:00.556
8	1:06.268	21.994	23.128	21.146	13:07.722	10	1:06.087	22.717	22.706	20.664	13:06.643
9	1:04.650	20.632	22.997	21.021	14:12.372	11	1:03.594	20.304	22.622	20.668	14:10.237
10	1:04.787	20.748	22.955	21.084	15:17.159	12	1:03.764	20.202	22.876	20.686	15:14.001
Nº12 VIVAS ALVAREZ ALBANY DEL VALLE						Nº32 TUÑÓN GARCIA NACHO					
1	1:18.086	27.162	29.923	21.001	3:25.771	1	1:06.079	22.045	23.047	20.987	2:29.469
2	1:03.886	20.458	22.831	20.597	4:29.657	2	1:04.385	20.717	22.797	20.871	3:33.854
3	1:08.255	20.441	22.755	25.059	5:37.912	3	1:03.965	20.595	22.599	20.771	4:37.819
4	1:03.840	20.455	22.742	20.643	6:41.752	4	1:03.924	20.510	22.685	20.729	5:41.743
5	1:03.968	20.534	22.876	20.558	7:45.720	5	1:03.801	20.446	22.620	20.735	6:45.544
6	1:04.042	20.570	22.655	20.817	8:49.762	6	4:12.534	3:24.028	24.661	23.845	10:58.078
7	1:03.676	20.377	22.562	20.737	9:53.438	7	1:09.608	20.211	24.923	24.474	12:07.686

SENIOR

Entrenamientos Privados Colectivos 5 Par

Valor informativo. No Oficial

Vuelta a vuelta

Vueltas	Tempo por vuelta	Sector 1	Sector 2	Sector 3	Tiempo
8	1:03.711	20.436	22.574	20.701	13:11.397
9	1:03.347	20.215	22.485	20.647	14:14.744
10	1:03.695	20.433	22.583	20.679	15:18.439
Nº34 ALUJA OLESTI JOAN					
1	1:18.121	28.672	28.429	21.020	3:26.593
2	1:04.213	20.427	23.027	20.759	4:30.806
3	1:04.997	20.344	23.354	21.299	5:35.803
4	1:04.065	20.200	23.070	20.795	6:39.868
5	1:03.525	20.246	22.644	20.635	7:43.393
6	1:03.525	20.196	22.745	20.584	8:46.918
7	1:03.921	20.563	22.661	20.697	9:50.839
8	1:05.999	20.761	24.396	20.842	10:56.838
9	1:03.628	20.270	22.772	20.586	12:00.466
10	1:03.959	20.502	22.707	20.750	13:04.425
11	1:03.977	20.450	22.689	20.838	14:08.402
12	1:05.934	20.922	24.362	20.650	15:14.336

Vueltas	Tempo por vuelta	Sector 1	Sector 2	Sector 3	Tiempo
Nº36 CAUBIN FEU POL					
1	1:18.350	28.722	28.730	20.898	3:27.122
2	1:04.222	20.373	23.162	20.687	4:31.344
3	1:04.633	20.164	23.444	21.025	5:35.977
4	1:03.761	20.158	22.778	20.825	6:39.738
5	1:03.481	20.302	22.561	20.618	7:43.219
6	1:03.643	20.276	22.711	20.656	8:46.862
7	1:04.971	20.496	23.885	20.590	9:51.833
8	1:04.102	20.517	22.871	20.714	10:55.935
9	1:06.395	21.183	24.515	20.697	12:02.330
10	1:04.082	20.787	22.663	20.632	13:06.412
11	1:03.371	20.214	22.523	20.634	14:09.783
12	1:03.765	20.418	22.696	20.651	15:13.548

Vueltas	Tempo por vuelta	Sector 1	Sector 2	Sector 3	Tiempo
Nº38 MUSTIENES GIL ADRIA					
1	1:13.619	24.947	24.780	23.892	2:36.074
2	1:11.639	24.098	24.716	22.825	3:47.713
3	1:10.006	23.504	23.949	22.553	4:57.719
4	1:08.325	22.687	23.421	22.217	6:06.044
5	2:41.588	1:54.999	25.798	20.791	8:47.632
6	1:03.850	20.408	22.931	20.511	9:51.482
7	1:04.270	20.711	22.676	20.883	10:55.752
8	1:08.086	20.851	25.650	21.585	12:03.838
9	1:03.941	20.512	22.808	20.621	13:07.779
10	1:03.519	20.112	22.747	20.660	14:11.298
11	1:03.361	20.111	22.642	20.608	15:14.659

Vueltas	Tempo por vuelta	Sector 1	Sector 2	Sector 3	Tiempo
Nº40 DOMINGUEZ EDUARDO					
1	1:21.173	29.658	30.438	21.077	3:26.303

Vueltas	Tempo por vuelta	Sector 1	Sector 2	Sector 3	Tiempo
2	1:04.059	20.581	22.859	20.619	4:30.362
3	1:04.105	20.407	23.018	20.680	5:34.467
4	1:03.811	20.394	22.677	20.740	6:38.278
5	1:03.787	20.486	22.607	20.694	7:42.065
6	1:04.654	21.137	22.744	20.773	8:46.719
7	1:04.521	21.230	22.837	20.454	9:51.240
8	1:05.938	20.772	24.317	20.849	10:57.178
9	1:04.098	20.334	23.011	20.753	12:01.276
10	1:03.677	20.341	22.579	20.757	13:04.953
11	1:04.388	20.724	22.871	20.793	14:09.341
12	1:03.722	20.377	22.660	20.685	15:13.063

Vueltas	Tempo por vuelta	Sector 1	Sector 2	Sector 3	Tiempo
Nº42 FEDERICH RODRIGUES LUCAS					
1	1:18.417	26.543	30.607	21.267	3:24.977
2	1:04.634	20.676	23.158	20.800	4:29.611
3	5:14.046	4:15.945	25.681	32.420	9:43.657
4	1:13.262	25.630	24.706	22.926	10:56.919
5	1:05.162	20.364	23.441	21.357	12:02.081
6	1:04.289	20.663	22.778	20.848	13:06.370
7	1:04.397	20.722	22.809	20.866	14:10.767
8	1:04.536	20.442	23.304	20.790	15:15.303

Vueltas	Tempo por vuelta	Sector 1	Sector 2	Sector 3	Tiempo
Nº44 BRAVO TRIGO DANIEL					
1	1:04.999	20.874	23.103	21.022	3:35.446
2	1:04.201	20.480	22.863	20.858	4:39.647
3	1:04.200	20.602	22.729	20.869	5:43.847
4	1:04.061	20.453	22.753	20.855	6:47.908
5	1:03.965	20.343	22.739	20.883	7:51.873
6	1:04.093	20.401	22.754	20.938	8:55.966
7	1:04.348	20.513	22.821	21.014	10:00.314
8	1:04.431	20.596	22.911	20.924	11:04.745
9	1:04.336	20.669	22.727	20.940	12:09.081
10	1:04.267	20.531	22.820	20.916	13:13.348
11	1:04.390	20.446	22.759	21.185	14:17.738
12	1:04.278	20.636	22.750	20.892	15:22.016

Vueltas	Tempo por vuelta	Sector 1	Sector 2	Sector 3	Tiempo
Nº46 ALVES LUIS					
1	1:19.120	29.527	28.462	21.131	3:24.578
2	1:04.693	20.832	22.968	20.893	4:29.271
3	1:07.616	20.609	23.389	23.618	5:36.887
4	1:04.351	20.486	22.991	20.874	6:41.238
5	1:04.429	20.765	22.806	20.858	7:45.667
6	1:04.694	20.804	22.877	21.013	8:50.361
7	1:04.056	20.451	22.717	20.888	9:54.417
8	1:04.455	20.562	22.835	21.058	10:58.872
9	1:04.823	20.470	23.315	21.038	12:03.695

SENIOR

Entrenamientos Privados Colectivos 5 Par

Valor informativo. No Oficial

Vuelta a vuelta

Vueltas	Tempo por vuelta	Sector 1	Sector 2	Sector 3	Tiempo
10	1:04.946	20.446	23.578	20.922	13:08.641
11	1:04.227	20.524	22.784	20.919	14:12.868

Nº56 MATARRANZ ESPINOSA ALVARO

1	1:09.036	23.233	24.018	21.785	2:32.038
2	1:06.591	21.607	23.453	21.531	3:38.629
3	1:06.623	21.459	23.635	21.529	4:45.252
4	1:05.793	21.070	23.337	21.386	5:51.045
5	3:57.148	3:10.397	25.225	21.526	9:48.193
6	1:10.986	21.806	24.641	24.539	10:59.179
7	1:06.224	21.141	23.558	21.525	12:05.403
8	1:05.878	21.188	23.203	21.487	13:11.281
9	1:06.535	21.438	23.485	21.612	14:17.816

Nº58 DORTA AMARAL DANIEL

1	1:08.325	22.747	24.312	21.266	2:32.069
2	1:05.159	20.933	23.037	21.189	3:37.228
3	1:05.107	20.987	23.051	21.069	4:42.335
4	1:04.568	20.633	22.845	21.090	5:46.903
5	1:04.913	20.802	22.941	21.170	6:51.816
6	2:58.669	2:13.014	23.039	22.616	9:50.485
7	1:07.746	22.223	24.018	21.505	10:58.231
8	1:05.571	20.409	23.842	21.320	12:03.802
9	1:05.445	20.996	23.254	21.195	13:09.247
10	1:04.974	20.631	23.077	21.266	14:14.221
11	1:05.981	21.036	23.820	21.125	15:20.202

Nº60 URQUIZA COSTI ANDER

1	1:07.206	22.772	23.547	20.887	3:34.735
2	1:04.561	20.751	22.921	20.889	4:39.296
3	1:04.252	20.533	22.795	20.924	5:43.548
4	1:04.012	20.541	22.722	20.749	6:47.560
5	1:03.905	20.558	22.533	20.814	7:51.465
6	1:04.281	20.610	22.736	20.935	8:55.746
7	1:04.275	20.649	22.778	20.848	10:00.021
8	1:05.013	21.166	22.983	20.864	11:05.034
9	1:04.406	20.717	22.838	20.851	12:09.440
10	1:04.385	20.595	22.847	20.943	13:13.825
11	1:04.428	20.682	22.883	20.863	14:18.253
12	1:05.290	21.093	23.132	21.065	15:23.543

Nº62 PEÑALTA YAGÜE JOSE ANTONIO

1	1:08.537	23.017	23.836	21.684	2:32.658
2	1:04.930	20.894	22.963	21.073	3:37.588
3	5:13.211	4:21.506	23.943	27.762	8:50.799
4	1:05.889	21.805	23.141	20.943	9:56.688
5	1:04.536	20.465	23.074	20.997	11:01.224

Vueltas	Tempo por vuelta	Sector 1	Sector 2	Sector 3	Tiempo
6	1:04.226	20.459	22.806	20.961	12:05.450
7	1:04.571	20.597	23.075	20.899	13:10.021
8	1:04.869	20.338	23.304	21.227	14:14.890
9	1:04.954	20.469	23.604	20.881	15:19.844

Nº64 MERINO ESPAÑOL ALEJANDRO

1	1:36.097	24.339	33.387	38.371	3:17.561
2	1:10.667	25.679	23.712	21.276	4:28.228
3	1:05.706	21.006	23.387	21.313	5:33.934
4	1:06.268	20.947	23.807	21.514	6:40.202
5	1:05.320	20.876	23.205	21.239	7:45.522
6	1:05.375	21.127	23.224	21.024	8:50.897
7	1:05.450	20.760	23.669	21.021	9:56.347
8	1:04.837	20.653	23.063	21.121	11:01.184
9	1:05.341	20.938	23.127	21.276	12:06.525
10	1:04.959	20.648	22.988	21.323	13:11.484
11	1:05.250	20.912	23.129	21.209	14:16.734
12	1:05.146	20.799	23.114	21.233	15:21.880

Nº66 VIA CASALS NICOLAS

1	1:08.451	23.202	23.962	21.287	2:31.616
2	1:05.000	20.873	23.143	20.984	3:36.616
3	1:04.758	20.730	23.038	20.990	4:41.374
4	1:04.359	20.688	22.880	20.791	5:45.733
5	1:04.437	20.667	23.003	20.767	6:50.170
6	2:59.984	2:14.423	22.979	22.582	9:50.154
7	1:06.979	20.868	23.315	22.796	10:57.133
8	1:05.092	20.862	23.151	21.079	12:02.225
9	1:04.953	21.139	22.983	20.831	13:07.178

Nº68 ORTIZ GOMEZ RAFAEL

1	1:43.506	31.081	40.757	31.668	3:24.514
2	1:07.421	22.496	23.898	21.027	4:31.935
3	1:04.580	20.427	23.004	21.149	5:36.515
4	1:04.857	20.619	23.405	20.833	6:41.372
5	1:05.076	20.728	23.460	20.888	7:46.448
6	1:04.568	20.382	23.165	21.021	8:51.016
7	1:04.946	20.842	23.072	21.032	9:55.962
8	1:04.718	20.560	22.977	21.181	11:00.680
9	1:04.650	20.435	23.286	20.929	12:05.330
10	1:04.489	20.570	22.994	20.925	13:09.819
11	1:04.459	20.370	22.952	21.137	14:14.278
12	1:04.893	20.973	23.025	20.895	15:19.171

SENIOR

Entrenamientos Privados Colectivos 5 Impar Clasificación

Documento 11

Sujeto a escrutinio & investigaciones deportivas

Pos.	Nº	Piloto	Nac. P.	Consursante	Nac. C.	Equipamiento	Tiempo	Vlta.	Dif.	Km/h	Total
1	3	ELOI GONZALEZ MORENO		MONLAU COMPETICION C.E.		REDSPEED / IAME / VEGA	1:03.048	10		97.01	12
2	29	JUAN COTA ALONSO		KR MOTORSPORT SRL		KART REPUBLIC / IAME / VEGA	1:03.172	9	0.124	96.82	9
3	37	OLIVER MARTINEZ AUGE		ECK MOTORSPORT		TONY KART / IAME / VEGA	1:03.367	4	0.319	96.52	9
4	7	DANIEL ANTUNEZ GARRIDO		TDKART RACING		TONY KART / IAME / VEGA	1:03.404	5	0.356	96.47	8
5	5	HUGO LOPEZ DE MIGUEL		PRAGA RACING SL		PRAGA / IAME / VEGA	1:03.436	3	0.388	96.42	5
6	31	ERIC GENE CASANOVAS		MOL RACING		BIREL ART / IAME / VEGA	1:03.482	4	0.434	96.35	8
7	21	LOURENÇO MARQUES		ANDRE MARQUES		KART REPUBLIC / IAME / VEGA	1:03.484	9	0.436	96.35	10
8	47	LUCAS CARDOSO VIEIRA		CLAUDIO ESTEFANIO FERNANDES VIEI		KART REPUBLIC / IAME / VEGA	1:03.538	4	0.490	96.26	12
9	39	JAN DURAN OLIVE		MONLAU COMPETICION C.E.		REDSPEED / IAME / VEGA	1:03.558	5	0.510	96.23	8
10	27	POL CHAOS RIVERO		MDC RACING		BIREL ART / IAME / VEGA	1:03.573	8	0.525	96.21	10
11	63	ASIER GARCIA TERRON		MDC RACING		BIREL ART / IAME / VEGA	1:03.631	6	0.583	96.12	12
12	19	YERAY VAELO LUQUE		PAROLIN SPAIN		PAROLIN / IAME / VEGA	1:03.659	4	0.611	96.08	9
13	23	JOSE ANTONIO MANNUCCI SCHROEDER		TDKART RACING		TONY KART / IAME / VEGA	1:03.671	4	0.623	96.06	10
14	59	AIRE HARUN		ALC MOTORSPORT		KART REPUBLIC / IAME / VEGA	1:03.684	5	0.636	96.04	8
15	61	MARIO PINAZO CERRO		KR MOTORSPORT SRL		KART REPUBLIC / IAME / VEGA	1:03.724	3	0.676	95.98	11
16	35	MIKEL MERINO IBAÑEZ		DG MOTORSPORT		KART REPUBLIC / IAME / VEGA	1:03.788	2	0.740	95.89	5
17	65	JORDI SERRA SEGURA		GM FUEL		CRG / IAME / VEGA	1:04.301	7	1.253	95.12	9
18	67	ANA FRANCISCA ROBY SARREA		TDKART RACING		KOSMIC / IAME / VEGA	1:04.332	3	1.284	95.08	11
19	57	MARIA SANCHEZ IGLESIAS		FALCON RACING TEAM		ENERGY / IAME / VEGA	1:04.346	5	1.298	95.05	11
20	45	JAYDEN KELLY		GM FUEL		CRG / IAME / VEGA	1:04.411	4	1.363	94.96	10
21	41	MARC BENITEZ PIZARRO		OSCAR BENITEZ PUIG		TONY KART / IAME / VEGA	1:04.461	2	1.413	94.89	2
No Clasificados											
	17	ARNAU RAFOLS PAZ		MONLAU COMPETICION C.E.		REDSPEED / IAME / VEGA	Sin Tiempo				
	33	ALBERTO HURTADO GONZALEZ		FEDERACION ANDALUZA DE AUTOMOVIL		LANDO NORRIS / IAME / VEGA	Sin Tiempo				
	43	FRANCISCO CARDOSO COSTA		MONLAU COMPETICION C.E.		REDSPEED / IAME / VEGA	Sin Tiempo				

Tiempo Inicio : 23/09 - 17:10:01

M. Vuelta : Nº3 ELOI GONZALEZ MORENO

1:03.048 97.01 Km/h

SENIOR

Entrenamientos Privados Colectivos 5 Impar Mejores tiempos de sector

Valor informativo. No Oficial

S1			S2			S3			Ideal Lap Times					
Pos.	Nº	Tiempo	Pos.	Nº	Tiempo	Pos.	Nº	Tiempo	Pos.	Nº	Piloto	Ideal Lap	Best Lap	Diff.
1	7	20.031	1	3	22.375	1	29	20.480	1	3	ELOI GONZALEZ MORENO	1:02.979	1:03.048	0.069
2	3	20.105	2	63	22.398	2	3	20.499	2	29	JUAN COTA ALONSO	1:03.077	1:03.172	0.095
3	31	20.124	3	5	22.428	3	7	20.553	3	7	DANIEL ANTUNEZ GARRIDO	1:03.092	1:03.404	0.312
4	29	20.160	4	29	22.437	4	47	20.569	4	5	HUGO LOPEZ DE MIGUEL	1:03.177	1:03.436	0.259
5	5	20.175	5	27	22.471	5	5	20.574	5	21	LOURENÇO MARQUES	1:03.320	1:03.484	0.164
6	37	20.182	6	37	22.477	6	19	20.576	6	37	OLIVER MARTINEZ AUGE	1:03.330	1:03.367	0.037
7	61	20.231	7	21	22.485	7	21	20.586	7	47	LUCAS CARDOSO VIEIRA	1:03.400	1:03.538	0.138
8	63	20.238	8	7	22.508	8	37	20.671	8	63	ASIER GARCIA TERRON	1:03.448	1:03.631	0.183
9	21	20.249	9	39	22.520	9	35	20.683	9	27	POL CHAOS RIVERO	1:03.477	1:03.573	0.096
10	59	20.259	10	47	22.529	10	39	20.685	10	31	ERIC GENE CASANOVAS	1:03.482	1:03.482	
11	35	20.271	11	23	22.533	11	27	20.708	11	19	YERAY VAELO LUQUE	1:03.508	1:03.659	0.151
12	23	20.295	12	61	22.569	12	23	20.719	12	39	JAN DURAN OLIVE	1:03.518	1:03.558	0.040
13	27	20.298	13	59	22.574	13	59	20.746	13	23	JOSE ANTONIO MANNUCCI SCHROEDER	1:03.547	1:03.671	0.124
14	47	20.302	14	31	22.590	14	31	20.768	14	35	MIKEL MERINO IBAÑEZ	1:03.560	1:03.788	0.228
15	39	20.313	15	35	22.606	15	61	20.797	15	59	AIRE HARUN	1:03.579	1:03.684	0.105
15	19	20.313	16	19	22.619	16	41	20.803	16	61	MARIO PINAZO CERRO	1:03.597	1:03.724	0.127
17	65	20.499	17	57	22.687	17	63	20.812	17	65	JORDI SERRA SEGURA	1:04.142	1:04.301	0.159
18	67	20.542	18	65	22.766	18	65	20.877	18	57	MARIA SANCHEZ IGLESIAS	1:04.257	1:04.346	0.089
19	45	20.552	19	67	22.807	19	45	20.910	19	67	ANA FRANCISCA ROBY SARREA	1:04.263	1:04.332	0.069
20	41	20.584	20	45	22.841	20	67	20.914	20	45	JAYDEN KELLY	1:04.303	1:04.411	0.108
21	57	20.615	21	41	22.983	21	57	20.955	21	41	MARC BENITEZ PIZARRO	1:04.370	1:04.461	0.091

SENIOR

Entrenamientos Privados Colectivos 5 Impar

Valor informativo. No Oficial

Vuelta a vuelta

Vueltas	Tempo por vuelta	Sector 1	Sector 2	Sector 3	Tiempo	Vueltas	Tempo por vuelta	Sector 1	Sector 2	Sector 3	Tiempo
N°3 GONZALEZ MORENO ELOI						5	1:03.487	20.357	22.494	20.636	8:25.931
1	1:03.486	20.406	22.425	20.655	4:05.312	6	1:03.745	20.416	22.485	20.844	9:29.676
2	1:03.373	20.381	22.428	20.564	5:08.685	7	3:07.916	2:22.800	24.401	20.715	12:37.592
3	1:03.155	20.281	22.375	20.499	6:11.840	8	1:03.693	20.396	22.528	20.769	13:41.285
4	1:03.292	20.240	22.447	20.605	7:15.132	9	1:03.484	20.249	22.584	20.651	14:44.769
5	1:03.378	20.383	22.423	20.572	8:18.510	10	1:05.295	20.504	22.763	22.028	15:50.064
6	1:03.490	20.392	22.425	20.673	9:22.000	N°23 MANNUCCI SCHROEDER JOSE ANTONIO					
7	1:05.784	22.636	22.612	20.536	10:27.784	1	1:04.429	20.446	22.935	21.048	4:08.690
8	1:05.833	20.359	22.546	22.928	11:33.617	2	1:04.411	20.772	22.920	20.719	5:13.101
9	1:04.198	20.712	22.967	20.519	12:37.815	3	1:03.888	20.379	22.675	20.834	6:16.989
10	1:03.048	20.105	22.377	20.566	13:40.863	4	1:03.671	20.295	22.533	20.843	7:20.660
11	1:05.877	20.814	22.816	22.247	14:46.740	5	1:04.386	20.844	22.636	20.906	8:25.046
12	1:03.142	20.127	22.446	20.569	15:49.882	6	3:19.715	2:33.694	25.029	20.992	11:44.761
N°5 LOPEZ DE MIGUEL HUGO						7	1:06.467	21.550	23.142	21.775	12:51.228
1	1:05.636	20.860	23.896	20.880	4:11.259	8	1:04.871	20.946	23.066	20.859	13:56.099
2	1:03.699	20.407	22.601	20.691	5:14.958	9	1:04.354	20.701	22.784	20.869	15:00.453
3	1:03.436	20.300	22.562	20.574	6:18.394	10	1:04.105	20.597	22.711	20.797	16:04.558
4	1:03.577	20.175	22.672	20.730	7:21.971	N°27 CHAOS RIVERO POL					
5	1:03.482	20.425	22.428	20.629	8:25.453	1	1:04.046	20.591	22.675	20.780	3:59.024
N°7 ANTUNEZ GARRIDO DANIEL						2	1:04.018	20.535	22.605	20.878	5:03.042
1	1:03.640	20.365	22.594	20.681	4:05.892	3	1:03.685	20.425	22.497	20.763	6:06.727
2	1:03.900	20.031	23.185	20.684	5:09.792	4	1:03.667	20.402	22.471	20.794	7:10.394
3	1:03.439	20.309	22.577	20.553	6:13.231	5	1:03.684	20.438	22.538	20.708	8:14.078
4	1:03.474	20.294	22.539	20.641	7:16.705	6	1:08.523	24.229	23.511	20.783	9:22.601
5	1:03.404	20.233	22.508	20.663	8:20.109	7	3:16.466	2:32.963	22.749	20.754	12:39.067
6	4:16.926	3:33.603	22.734	20.589	12:37.035	8	1:03.573	20.298	22.559	20.716	13:42.640
7	1:03.585	20.224	22.573	20.788	13:40.620	9	1:03.721	20.399	22.558	20.764	14:46.361
8	1:03.852	20.441	22.611	20.800	14:44.472	10	1:04.327	20.942	22.605	20.780	15:50.688
N°19 VAELO LUQUE YERAY						N°29 COTA ALONSO JUAN					
1	1:04.435	20.794	22.780	20.861	4:08.757	1	1:04.002	20.545	22.678	20.779	3:46.729
2	1:04.207	20.686	22.774	20.747	5:12.964	2	1:03.559	20.425	22.470	20.664	4:50.288
3	1:04.084	20.681	22.744	20.659	6:17.048	3	1:03.469	20.390	22.437	20.642	5:53.757
4	1:03.659	20.313	22.665	20.681	7:20.707	4	4:35.249	3:40.036	28.849	26.364	10:29.006
5	4:23.278	3:38.974	23.370	20.934	11:43.985	5	1:03.766	20.515	22.633	20.618	11:32.772
6	1:07.296	23.330	22.846	21.120	12:51.281	6	1:03.656	20.293	22.759	20.604	12:36.428
7	1:04.292	20.722	22.994	20.576	13:55.573	7	1:06.528	20.238	22.895	23.395	13:42.956
8	1:03.855	20.533	22.627	20.695	14:59.428	8	1:03.450	20.232	22.556	20.662	14:46.406
9	1:03.848	20.548	22.619	20.681	16:03.276	9	1:03.172	20.160	22.532	20.480	15:49.578
N°21 MARQUES LOURENÇO						N°31 GENE CASANOVAS ERIC					
1	1:04.027	20.497	22.690	20.840	4:08.556	1	1:03.797	20.226	22.780	20.791	4:06.632
2	1:04.725	21.040	23.007	20.678	5:13.281	2	1:04.344	20.409	23.045	20.890	5:10.976
3	1:03.823	20.549	22.688	20.586	6:17.104	3	1:03.662	20.224	22.640	20.798	6:14.638
4	1:05.340	20.645	23.896	20.799	7:22.444	4	1:03.482	20.124	22.590	20.768	7:18.120

SENIOR

Entrenamientos Privados Colectivos 5 Impar

Valor informativo. No Oficial

Vuelta a vuelta

Vueltas	Tempo por vuelta	Sector 1	Sector 2	Sector 3	Tiempo
5	1:03.839	20.317	22.708	20.814	8:21.959
6	1:07.944	20.775	23.548	23.621	9:29.903
7	1:04.082	20.340	22.773	20.969	10:33.985
8	1:04.044	20.468	22.748	20.828	11:38.029

Nº35 MERINO IBAÑEZ MIKEL

1	1:03.795	20.368	22.680	20.747	4:06.686
2	1:03.788	20.271	22.831	20.686	5:10.474
3	1:03.844	20.458	22.606	20.780	6:14.318
4	1:03.857	20.330	22.844	20.683	7:18.175
5	1:04.018	20.663	22.653	20.702	8:22.193

Nº37 MARTINEZ AUGÉ OLIVER

1	1:04.454	20.807	22.779	20.868	4:05.947
2	1:03.784	20.247	22.781	20.756	5:09.731
3	1:03.443	20.182	22.546	20.715	6:13.174
4	1:03.367	20.219	22.477	20.671	7:16.541
5	1:03.496	20.234	22.515	20.747	8:20.037
6	1:03.557	20.299	22.508	20.750	9:23.594
7	1:03.504	20.320	22.504	20.680	10:27.098
8	1:04.764	21.396	22.591	20.777	11:31.862
9	1:03.911	20.476	22.627	20.808	12:35.773

Nº39 DURAN OLIVE JAN

1	1:04.344	20.789	22.677	20.878	4:15.373
2	1:03.933	20.473	22.620	20.840	5:19.306
3	1:03.784	20.441	22.536	20.807	6:23.090
4	1:03.632	20.313	22.534	20.785	7:26.722
5	1:03.558	20.353	22.520	20.685	8:30.280
6	1:04.748	20.731	23.161	20.856	9:35.028
7	4:25.557	3:41.538	23.133	20.886	14:00.585
8	1:04.023	20.512	22.670	20.841	15:04.608

Nº41 BENITEZ PIZARRO MARC

1	3:04.148	2:20.001	23.344	20.803	6:11.178
2	1:04.461	20.584	22.983	20.894	7:15.639

Nº45 KELLY JAYDEN

1	1:05.821	21.328	23.247	21.246	4:12.224
2	1:04.725	20.669	23.051	21.005	5:16.949
3	1:04.508	20.675	22.841	20.992	6:21.457
4	1:04.411	20.552	22.852	21.007	7:25.868
5	1:04.597	20.621	22.927	21.049	8:30.465
6	1:04.892	20.987	22.940	20.965	9:35.357
7	1:04.633	20.781	22.942	20.910	10:39.990
8	1:05.281	21.009	23.301	20.971	11:45.271
9	1:04.914	20.902	22.974	21.038	12:50.185
10	1:04.929	20.857	22.990	21.082	13:55.114

Vueltas	Tempo por vuelta	Sector 1	Sector 2	Sector 3	Tiempo
---------	------------------	----------	----------	----------	--------

Nº47 CARDOSO VIEIRA LUCAS

1	1:04.300	20.647	22.726	20.927	4:03.261
2	1:07.771	22.551	24.199	21.021	5:11.032
3	1:03.661	20.366	22.694	20.601	6:14.693
4	1:03.538	20.368	22.601	20.569	7:18.231
5	1:03.788	20.504	22.634	20.650	8:22.019
6	1:03.756	20.422	22.624	20.710	9:25.775
7	1:03.702	20.534	22.546	20.622	10:29.477
8	1:03.647	20.343	22.529	20.775	11:33.124
9	1:03.718	20.442	22.659	20.617	12:36.842
10	1:04.158	20.510	22.753	20.895	13:41.000
11	1:03.628	20.302	22.604	20.722	14:44.628
12	1:04.815	20.553	22.755	21.507	15:49.443

Nº57 SANCHEZ IGLESIAS MARIA

1	1:05.264	21.313	22.906	21.045	2:37.561
2	1:04.618	20.787	22.832	20.999	3:42.179
3	1:04.400	20.615	22.716	21.069	4:46.579
4	1:04.347	20.694	22.687	20.966	5:50.926
5	1:04.346	20.662	22.729	20.955	6:55.272
6	1:04.715	20.692	23.059	20.964	7:59.987
7	1:04.749	20.772	22.873	21.104	9:04.736
8	1:04.529	20.818	22.717	20.994	10:09.265
9	2:37.776	1:53.165	23.435	21.176	12:47.041
10	1:09.423	21.706	26.619	21.098	13:56.464
11	1:05.220	20.908	23.266	21.046	15:01.684

Nº59 HARUN AIRE

1	1:04.059	20.446	22.766	20.847	4:07.723
2	1:04.117	20.577	22.741	20.799	5:11.840
3	1:03.905	20.463	22.631	20.811	6:15.745
4	1:07.508	21.099	25.463	20.946	7:23.253
5	1:03.684	20.259	22.637	20.788	8:26.937
6	1:03.848	20.428	22.625	20.795	9:30.785
7	1:03.915	20.498	22.671	20.746	10:34.700
8	1:03.753	20.409	22.574	20.770	11:38.453

Nº61 PINAZO CERRO MARIO

1	1:05.912	21.244	23.755	20.913	4:11.437
2	1:03.810	20.330	22.683	20.797	5:15.247
3	1:03.724	20.250	22.670	20.804	6:18.971
4	1:04.223	20.331	22.681	21.211	7:23.194
5	1:04.193	20.231	22.994	20.968	8:27.387
6	1:03.809	20.346	22.569	20.894	9:31.196
7	1:04.001	20.507	22.639	20.855	10:35.197
8	1:04.105	20.468	22.774	20.863	11:39.302

SENIOR

Entrenamientos Privados Colectivos 5 Impar

Vuelta a vuelta

Valor informativo. No Oficial

Vueltas	Tempo por vuelta	Sector 1	Sector 2	Sector 3	Tiempo
9	1:03.946	20.403	22.709	20.834	12:43.248
10	1:12.283	25.577	25.699	21.007	13:55.531
11	1:05.247	21.347	22.957	20.943	15:00.778

Nº63 GARCIA TERRON ASIER

1	1:04.399	20.710	22.708	20.981	4:02.064
2	1:04.002	20.540	22.566	20.896	5:06.066
3	1:03.818	20.452	22.554	20.812	6:09.884
4	1:06.044	20.612	23.014	22.418	7:15.928
5	1:03.715	20.238	22.619	20.858	8:19.643
6	1:03.631	20.384	22.398	20.849	9:23.274
7	1:03.728	20.342	22.495	20.891	10:27.002
8	1:04.220	20.703	22.565	20.952	11:31.222
9	1:04.290	20.717	22.538	21.035	12:35.512
10	1:04.518	20.836	22.784	20.898	13:40.030
11	1:04.932	20.637	22.661	21.634	14:44.962
12	1:04.136	20.416	22.774	20.946	15:49.098

Nº65 SERRA SEGURA JORDI

1	1:05.942	20.999	23.830	21.113	4:11.509
2	1:04.784	20.764	22.978	21.042	5:16.293
3	1:04.645	20.547	23.075	21.023	6:20.938
4	1:04.545	20.612	22.865	21.068	7:25.483
5	1:04.602	20.737	22.885	20.980	8:30.085
6	1:05.365	20.680	23.808	20.877	9:35.450
7	1:04.301	20.499	22.766	21.036	10:39.751
8	1:05.116	21.174	23.040	20.902	11:44.867
9	1:05.966	21.191	23.299	21.476	12:50.833

Nº67 ROBY SARREA ANA FRANCISCA

1	1:04.675	20.843	22.840	20.992	4:08.321
2	1:05.665	21.200	23.461	21.004	5:13.986
3	1:04.332	20.542	22.859	20.931	6:18.318
4	1:06.386	20.615	22.920	22.851	7:24.704
5	1:05.331	21.107	22.996	21.228	8:30.035
6	1:05.897	21.878	22.943	21.076	9:35.932
7	1:04.343	20.547	22.807	20.989	10:40.275
8	1:05.511	20.828	23.294	21.389	11:45.786
9	1:05.600	21.716	22.970	20.914	12:51.386
10	1:05.928	20.937	23.326	21.665	13:57.314
11	1:04.690	20.725	22.871	21.094	15:02.004

SENIOR

Entrenamientos Privados Colectivos 4 Par Clasificación

Documento 8

Sujeto a escrutinio & investigaciones deportivas

Pos.	Nº	Piloto	Nac. P.	Consursante	Nac. C.	Equipamiento	Tiempo	Vlta.	Dif.	Km/h	Total
1	32	NACHO TUÑON GARCIA	ESP	KRS KIDS RACING SCHOOL	ESP	KART REPUBLIC / IAME / VEGA	1:02.936	7		97.18	8
2	4	DANIEL BRIZ LLULL	ESP	GM FUEL	ESP	CRG / IAME / VEGA	1:02.970	7	0.034	97.13	8
3	40	EDUARDO DOMINGUEZ	ESP	MOL RACING	ESP	BIREL ART / IAME / VEGA	1:03.025	3	0.089	97.05	7
4	28	IVAN ARIAS CHAVARRI	ESP	AC MOTORSPORT	ESP	KART REPUBLIC / IAME / VEGA	1:03.057	8	0.121	97.00	10
5	30	ADRIAN MALHEIRO SUÑE	ESP	GM FUEL	ESP	CRG / IAME / VEGA	1:03.084	8	0.148	96.96	9
6	12	ALBANY DEL VALLE VIVAS ALVAREZ	ESP	OPTIMUM PROKART RACING TEAM	ESP	CRG / IAME / VEGA	1:03.155	4	0.219	96.85	11
7	38	ADRIA MUSTIENES GIL	ESP	MDC RACING	ESP	BIREL ART / IAME / VEGA	1:03.193	4	0.257	96.79	9
8	14	SANTIAGO DA COSTA RIBEIRO	PRT	ESCOLA DE KARTING DO OESTE	PRT	BIREL ART / IAME / VEGA	1:03.212	4	0.276	96.76	8
9	36	POL CAUBIN FEU	ESP	MDC RACING	ESP	BIREL ART / IAME / VEGA	1:03.220	8	0.284	96.75	10
10	6	JAIME SANZ TORRIJOS	ESP	PRAGA RACING SL	ESP	PRAGA / IAME / VEGA	1:03.230	4	0.294	96.73	5
11	34	JOAN ALUJA OLESTI	ESP	MDC RACING	ESP	BIREL ART / IAME / VEGA	1:03.337	4	0.401	96.57	10
12	68	RAFAEL ORTIZ GOMEZ	ESP	OPTIMUM PROKART RACING TEAM	ESP	CRG / IAME / VEGA	1:03.441	12	0.505	96.41	13
13	46	LUIS ALVES	PRT	GM FUEL	ESP	CRG / IAME / VEGA	1:03.502	6	0.566	96.32	11
14	62	JOSE ANTONIO PEÑALTA YAGÜE	ESP	KR MOTORSPORT SRL	ITA	KART REPUBLIC / IAME / VEGA	1:03.699	7	0.763	96.02	9
15	60	ANDER URQUIZA COSTI	ESP	CD KARTING ETXEBARRI	ESP	BIREL ART / IAME / VEGA	1:03.954	3	1.018	95.64	10
16	42	LUCAS FEDERICH RODRIGUES	ESP	ALC MOTORSPORT	ESP	KART REPUBLIC / IAME / VEGA	1:04.136	3	1.200	95.37	4
17	44	DANIEL BRAVO TRIGO	ESP	GTSRACING ENERGY ESPAÑA	ESP	ENERGY / IAME / VEGA	1:04.166	11	1.230	95.32	13
18	66	NICOLAS VIA CASALS	ESP	KIDS TO WIN	ESP	LANDO NORRIS / IAME / VEGA	1:04.183	6	1.247	95.30	11
19	58	DANIEL DORTA AMARAL	ESP	MOL RACING	ESP	TONY KART / IAME / VEGA	1:04.368	5	1.432	95.02	12
20	56	ALVARO MATARRANZ ESPINOSA	ESP	GTSRACING ENERGY ESPAÑA	ESP	ENERGY / IAME / VEGA	1:05.440	9	2.504	93.47	11
21	64	ALEJANDRO MERINO ESPAÑOL	ESP	GTSRACING ENERGY ESPAÑA	ESP	ENERGY / IAME / VEGA	1:05.855	6	2.919	92.88	10
22	10	SAMUEL FIGUEIRAS TEJADA	ESP	ECK MOTORSPORT	ESP	TONY KART / IAME / VEGA	5:52.475	1	4:49.539	17.35	1

No Clasificados

2	URBELTZ MOAR MAESTRO	ESP	TDKART RACING	ESP	TONY KART / IAME / VEGA	Sin Tiempo					
---	----------------------	-----	---------------	-----	-------------------------	------------	--	--	--	--	--

Tiempo Inicio : 23/09 - 14:50:00

M. Vuelta : Nº32 NACHO TUÑON GARCIA 1:02.936 97.18 Km/h

SENIOR

Entrenamientos Privados Colectivos 4 Par Mejores tiempos de sector

Valor informativo. No Oficial

S1			S2			S3			Ideal Lap Times					
Pos.	Nº	Tiempo	Pos.	Nº	Tiempo	Pos.	Nº	Tiempo	Pos.	Nº	Piloto	Ideal Lap	Best Lap	Diff.
1	32	19.995	1	28	22.344	1	4	20.332	1	4	DANIEL BRIZ LLULL	1:02.749	1:02.970	0.221
2	4	20.004	2	40	22.367	2	40	20.388	2	40	EDUARDO DOMINGUEZ	1:02.820	1:03.025	0.205
3	12	20.036	3	4	22.413	3	32	20.420	3	32	NACHO TUÑÓN GARCIA	1:02.919	1:02.936	0.017
4	30	20.039	4	14	22.431	4	28	20.472	4	28	IVAN ARIAS CHAVARRI	1:02.925	1:03.057	0.132
5	6	20.054	5	68	22.460	5	34	20.500	5	30	ADRIAN MALHEIRO SUÑE	1:03.060	1:03.084	0.024
6	40	20.065	6	34	22.463	6	30	20.504	6	34	JOAN ALUJA OLESTI	1:03.088	1:03.337	0.249
7	38	20.081	7	38	22.468	7	36	20.505	7	14	SANTIAGO DA COSTA RIBEIRO	1:03.106	1:03.212	0.106
8	28	20.109	8	36	22.500	8	14	20.549	8	12	ALBANY DEL VALLE VIVAS ALVAREZ	1:03.124	1:03.155	0.031
9	46	20.114	9	12	22.501	9	68	20.551	9	6	JAIME SANZ TORRIJOS	1:03.158	1:03.230	0.072
10	34	20.125	10	32	22.504	10	6	20.576	10	36	POL CAUBIN FEU	1:03.171	1:03.220	0.049
11	14	20.126	11	30	22.517	11	12	20.587	11	38	ADRIA MUSTIENES GIL	1:03.183	1:03.193	0.010
12	36	20.166	12	6	22.528	12	46	20.610	12	68	RAFAEL ORTIZ GOMEZ	1:03.269	1:03.441	0.172
13	68	20.258	13	62	22.548	13	38	20.634	13	46	LUIS ALVES	1:03.293	1:03.502	0.209
14	62	20.292	14	46	22.569	14	62	20.699	14	62	JOSE ANTONIO PEÑALTA YAGÜE	1:03.539	1:03.699	0.160
15	44	20.350	15	60	22.634	15	60	20.741	15	60	ANDER URQUIZA COSTI	1:03.954	1:03.954	
16	58	20.405	16	58	22.761	16	66	20.770	16	44	DANIEL BRAVO TRIGO	1:04.022	1:04.166	0.144
17	42	20.490	17	42	22.764	17	58	20.873	17	58	DANIEL DORTA AMARAL	1:04.039	1:04.368	0.329
18	66	20.508	18	44	22.792	18	44	20.880	18	66	NICOLAS VIA CASALS	1:04.100	1:04.183	0.083
19	60	20.579	19	66	22.822	19	42	20.882	19	42	LUCAS FEDERICH RODRIGUES	1:04.136	1:04.136	
20	64	20.851	20	56	23.193	20	10	21.075	20	56	ALVARO MATARRANZ ESPINOSA	1:05.258	1:05.440	0.182
21	56	20.937	21	10	23.411	21	56	21.128	21	64	ALEJANDRO MERINO ESPAÑOL	1:05.656	1:05.855	0.199
22	10	5:07.989	22	64	23.477	22	64	21.328	22	10	SAMUEL FIGUEIRAS TEJADA	5:52.475	5:52.475	

SENIOR

Entrenamientos Privados Colectivos 4 Par

Valor informativo. No Oficial

Vuelta a vuelta

Vueltas	Tempo por vuelta	Sector 1	Sector 2	Sector 3	Tiempo	Vueltas	Tempo por vuelta	Sector 1	Sector 2	Sector 3	Tiempo
N°4 BRIZ LLULL DANIEL						4	1:04.459	20.188	23.576	20.695	7:11.639
1	1:04.360	20.420	23.055	20.885	2:54.762	5	1:03.387	20.212	22.529	20.646	8:15.026
2	1:03.944	20.584	22.648	20.712	3:58.706	6	1:04.027	20.425	22.920	20.682	9:19.053
3	1:03.591	20.268	22.594	20.729	5:02.297	7	3:19.306	2:34.586	23.536	21.184	12:38.359
4	5:17.989	4:24.708	24.073	29.208	10:20.286	8	1:03.057	20.170	22.415	20.472	13:41.416
5	1:08.705	20.713	27.385	20.607	11:28.991	9	1:03.653	20.473	22.554	20.626	14:45.069
6	1:04.336	20.874	23.056	20.406	12:33.327	10	1:03.201	20.259	22.344	20.598	15:48.270
7	1:02.970	20.004	22.634	20.332	13:36.297	N°30 MALHEIRO SUÑE ADRIAN					
8	1:03.092	20.176	22.413	20.503	14:39.389	1	1:04.422	20.636	22.810	20.976	2:54.284
N°6 SANZ TORRIJOS JAIME						2	1:04.101	20.407	22.952	20.742	3:58.385
1	1:09.030	20.631	27.267	21.132	11:30.063	3	1:03.452	20.256	22.521	20.675	5:01.837
2	1:03.389	20.128	22.555	20.706	12:33.452	4	5:19.011	4:25.317	24.015	29.679	10:20.848
3	1:03.445	20.116	22.753	20.576	13:36.897	5	1:08.544	20.647	27.111	20.786	11:29.392
4	1:03.230	20.054	22.563	20.613	14:40.127	6	1:03.533	20.200	22.829	20.504	12:32.925
5	1:03.452	20.255	22.528	20.669	15:43.579	7	1:03.756	20.470	22.735	20.551	13:36.681
N°10 FIGUEIRAS TEJADA SAMUEL						8	1:03.084	20.039	22.517	20.528	14:39.765
1	5:52.475	5:07.989	23.411	21.075	8:46.862	9	1:03.401	20.146	22.631	20.624	15:43.166
N°12 VIVAS ALVAREZ ALBANY DEL VALLE						N°32 TUÑÓN GARCIA NACHO					
1	1:04.496	20.852	22.788	20.856	2:56.345	1	1:04.556	20.551	23.157	20.848	2:55.766
2	1:04.199	20.403	23.069	20.727	4:00.544	2	1:03.850	20.520	22.747	20.583	3:59.616
3	1:03.756	20.177	22.794	20.785	5:04.300	3	1:03.296	20.181	22.504	20.611	5:02.912
4	1:03.155	20.067	22.501	20.587	6:07.455	4	1:03.646	20.027	22.924	20.695	6:06.558
5	1:03.448	20.036	22.786	20.626	7:10.903	5	4:14.890	3:30.414	23.596	20.880	10:21.448
6	3:15.827	2:32.094	22.914	20.819	10:26.730	6	1:08.299	20.418	27.319	20.562	11:29.747
7	1:04.815	20.294	23.514	21.007	11:31.545	7	1:02.936	19.995	22.521	20.420	12:32.683
8	1:04.006	20.576	22.756	20.674	12:35.551	8	1:03.458	20.209	22.736	20.513	13:36.141
9	1:03.557	20.299	22.619	20.639	13:39.108	N°34 ALUJA OLESTI JOAN					
10	1:03.624	20.342	22.673	20.609	14:42.732	1	1:04.823	20.742	23.093	20.988	2:55.610
11	1:03.669	20.405	22.624	20.640	15:46.401	2	1:04.686	20.946	22.914	20.826	4:00.296
N°14 DA COSTA RIBEIRO SANTIAGO						3	1:03.462	20.125	22.719	20.618	5:03.758
1	1:03.920	20.461	22.772	20.687	2:54.481	4	1:03.337	20.185	22.553	20.599	6:07.095
2	1:03.658	20.327	22.695	20.636	3:58.139	5	1:03.674	20.187	22.782	20.705	7:10.769
3	1:03.479	20.197	22.540	20.742	5:01.618	6	4:18.083	3:27.487	28.537	22.059	11:28.852
4	1:03.212	20.126	22.431	20.655	6:04.830	7	1:03.413	20.253	22.579	20.581	12:32.265
5	4:14.635	3:29.459	22.917	22.259	10:19.465	8	1:03.384	20.246	22.615	20.523	13:35.649
6	1:09.225	21.257	27.298	20.670	11:28.690	9	1:03.572	20.210	22.862	20.500	14:39.221
7	1:03.670	20.484	22.636	20.550	12:32.360	10	1:03.339	20.246	22.463	20.630	15:42.560
8	1:04.593	20.617	23.427	20.549	13:36.953	N°36 CAUBIN FEU POL					
N°28 ARIAS CHAVARRI IVAN						1	1:04.903	20.909	23.184	20.810	2:56.623
1	1:05.205	21.120	23.329	20.756	4:00.480	2	1:04.975	21.347	22.859	20.769	4:01.598
2	1:03.440	20.171	22.629	20.640	5:03.920	3	1:04.590	20.720	23.212	20.658	5:06.188
3	1:03.260	20.109	22.616	20.535	6:07.180	4	1:03.833	20.557	22.735	20.541	6:10.021
						5	1:03.894	20.287	22.686	20.921	7:13.915

SENIOR

Entrenamientos Privados Colectivos 4 Par

Valor informativo. No Oficial

Vuelta a vuelta

Vueltas	Tempo por vuelta	Sector 1	Sector 2	Sector 3	Tiempo
6	4:16.438	3:24.887	23.659	27.892	11:30.353
7	1:03.685	20.388	22.688	20.609	12:34.038
8	1:03.220	20.177	22.538	20.505	13:37.258
9	1:03.350	20.166	22.595	20.589	14:40.608
10	1:03.343	20.277	22.500	20.566	15:43.951

Nº38 MUSTIENES GIL ADRIA

1	1:05.194	20.845	23.230	21.119	2:56.216
2	1:04.134	20.459	22.920	20.755	4:00.350
3	1:03.350	20.189	22.527	20.634	5:03.700
4	1:03.193	20.081	22.468	20.644	6:06.893
5	4:12.411	3:24.311	23.083	25.017	10:19.304
6	1:09.314	21.218	27.295	20.801	11:28.618
7	1:03.534	20.192	22.635	20.707	12:32.152
8	1:03.422	20.169	22.498	20.755	13:35.574
9	1:03.430	20.189	22.472	20.769	14:39.004

Nº40 DOMINGUEZ EDUARDO

1	1:03.603	20.578	22.637	20.388	5:02.987
2	1:03.168	20.065	22.567	20.536	6:06.155
3	1:03.025	20.121	22.371	20.533	7:09.180
4	1:03.487	20.312	22.367	20.808	8:12.667
5	5:23.128	4:38.687	23.905	20.536	13:35.795
6	1:03.264	20.246	22.525	20.493	14:39.059
7	1:04.226	20.786	22.955	20.485	15:43.285

Nº42 FEDERICH RODRIGUES LUCAS

1	1:05.755			21.451	2:56.201
2	1:06.765	22.768			4:02.966
3	1:04.136	20.490	22.764	20.882	5:07.102
4	5:14.323	4:20.582	23.972	29.769	10:21.425

Nº44 BRAVO TRIGO DANIEL

1	1:04.844	20.669	23.114	21.061	2:56.319
2	1:06.961	22.754	23.299	20.908	4:03.280
3	1:04.816	20.475	23.461	20.880	5:08.096
4	1:04.246	20.350	22.799	21.097	6:12.342
5	1:04.557	20.728	22.829	21.000	7:16.899
6	1:04.275	20.434	22.886	20.955	8:21.174
7	1:04.569	20.623	22.906	21.040	9:25.743
8	1:04.961	21.043	22.964	20.954	10:30.704
9	1:04.195	20.482	22.792	20.921	11:34.899
10	1:04.390	20.522	22.885	20.983	12:39.289
11	1:04.166	20.451	22.792	20.923	13:43.455
12	1:04.661	20.756	22.910	20.995	14:48.116
13	1:04.440	20.694	22.826	20.920	15:52.556

Vueltas	Tempo por vuelta	Sector 1	Sector 2	Sector 3	Tiempo
Nº46 ALVES LUIS					
1	1:04.387	20.565	22.880	20.942	2:54.110
2	1:03.798	20.361	22.625	20.812	3:57.908
3	1:04.099	20.809	22.607	20.683	5:02.007
4	1:04.340	20.260	23.254	20.826	6:06.347
5	1:05.117	20.925	23.521	20.671	7:11.464
6	1:03.502	20.114	22.569	20.819	8:14.966
7	1:03.562	20.261	22.586	20.715	9:18.528
8	1:03.965	20.555	22.655	20.755	10:22.493
9	1:07.881	20.351	26.680	20.850	11:30.374
10	1:03.520	20.216	22.626	20.678	12:33.894
11	1:03.710	20.394	22.706	20.610	13:37.604

Nº56 MATARRANZ ESPINOSA ALVARO

1	1:07.068	21.929	23.790	21.349	2:58.734
2	1:05.540	21.045	23.367	21.128	4:04.274
3	1:07.145	21.898	23.723	21.524	5:11.419
4	1:05.709	21.073	23.193	21.443	6:17.128
5	2:58.496	2:13.577	23.403	21.516	9:15.624
6	1:06.623	21.686	23.549	21.388	10:22.247
7	1:09.309	21.210	26.509	21.590	11:31.556
8	1:05.973	21.615	23.210	21.148	12:37.529
9	1:05.440	20.937	23.325	21.178	13:42.969
10	1:06.235	21.434	23.396	21.405	14:49.204
11	1:05.889	20.975	23.277	21.637	15:55.093

Nº58 DORTA AMARAL DANIEL

1	1:07.338	22.268	23.923	21.147	4:01.543
2	1:05.059	21.108	23.078	20.873	5:06.602
3	1:05.303	20.709	23.648	20.946	6:11.905
4	1:04.379	20.630	22.761	20.988	7:16.284
5	1:04.368	20.623	22.869	20.876	8:20.652
6	1:04.889	20.873	23.034	20.982	9:25.541
7	1:05.562	21.283	23.142	21.137	10:31.103
8	1:04.606	20.575	22.984	21.047	11:35.709
9	1:04.724	20.405	23.126	21.193	12:40.433
10	1:04.618	20.571	22.876	21.171	13:45.051
11	1:04.613	20.725	22.860	21.028	14:49.664
12	1:05.102	20.679	23.165	21.258	15:54.766

Nº60 URQUIZA COSTI ANDER

1	1:04.628	20.824	22.950	20.854	3:21.231
2	1:04.063	20.597	22.682	20.784	4:25.294
3	1:03.954	20.579	22.634	20.741	5:29.248
4	1:04.252	20.661	22.791	20.800	6:33.500
5	1:04.240	20.716	22.673	20.851	7:37.740

SENIOR

Entrenamientos Privados Colectivos 4 Par

Valor informativo. No Oficial

Vuelta a vuelta

Vueltas	Tempo por vuelta	Sector 1	Sector 2	Sector 3	Tiempo	Vueltas	Tempo por vuelta	Sector 1	Sector 2	Sector 3	Tiempo
6	1:04.339	20.721	22.799	20.819	8:42.079	5	1:04.042	20.258	22.688	21.096	7:13.890
7	1:04.520	20.892	22.675	20.953	9:46.599	6	1:03.734	20.342	22.529	20.863	8:17.624
8	3:15.926	2:31.961	23.038	20.927	13:02.525	7	1:03.672	20.500	22.460	20.712	9:21.296
9	1:04.892	20.817	23.074	21.001	14:07.417	8	1:04.312	20.352	23.207	20.753	10:25.608
10	1:04.783	20.871	22.887	21.025	15:12.200	9	1:06.014	20.280	24.975	20.759	11:31.622
Nº62 PEÑALTA YAGÜE JOSE ANTONIO						10	1:04.133	20.771	22.743	20.619	12:35.755
1	1:05.542	21.148	23.255	21.139	2:33.614	11	1:03.704	20.461	22.571	20.672	13:39.459
2	1:04.931	20.785	22.963	21.183	3:38.545	12	1:03.441	20.299	22.591	20.551	14:42.900
3	5:37.074	4:52.080	23.747	21.247	9:15.619	13	1:03.929	20.429	22.686	20.814	15:46.829
4	1:07.827	21.218	25.622	20.987	10:23.446						
5	1:08.037	20.557	26.207	21.273	11:31.483						
6	1:04.764	20.850	23.167	20.747	12:36.247						
7	1:03.699	20.292	22.708	20.699	13:39.946						
8	1:03.718	20.335	22.655	20.728	14:43.664						
9	1:03.831	20.371	22.548	20.912	15:47.495						
Nº64 MERINO ESPAÑOL ALEJANDRO											
1	1:06.772	21.329	23.715	21.728	2:30.376						
2	1:06.087	21.282	23.477	21.323	3:36.463						
3	1:06.176	21.190	23.619	21.367	4:42.639						
4	1:12.337	20.851	26.942	24.544	5:54.976						
5	1:12.199	25.653	25.029	21.517	7:07.175						
6	1:05.855	20.966	23.485	21.404	8:13.030						
7	1:06.913	21.149	24.116	21.648	9:19.943						
8	1:06.753	21.138	24.060	21.555	10:26.696						
9	1:07.409	21.552	24.293	21.564	11:34.105						
10	1:07.388	21.224	24.450	21.714	12:41.493						
Nº66 VIA CASALS NICOLAS											
1	1:05.560	21.372	23.138	21.050	2:57.748						
2	1:05.071	20.993	23.192	20.886	4:02.819						
3	1:04.935	20.853	23.070	21.012	5:07.754						
4	1:04.631	20.521	23.164	20.946	6:12.385						
5	1:04.286	20.596	22.822	20.868	7:16.671						
6	1:04.183	20.582	22.831	20.770	8:20.854						
7	3:11.224	2:24.651	25.274	21.299	11:32.078						
8	1:04.805	20.829	23.061	20.915	12:36.883						
9	1:04.360	20.508	22.988	20.864	13:41.243						
10	1:04.734	20.835	23.030	20.869	14:45.977						
11	1:04.494	20.682	22.862	20.950	15:50.471						
Nº68 ORTIZ GOMEZ RAFAEL											
1	1:04.841	21.054	22.944	20.843	2:57.082						
2	1:04.916	21.248	22.994	20.674	4:01.998						
3	1:03.899	20.406	22.661	20.832	5:05.897						
4	1:03.951	20.576	22.617	20.758	6:09.848						

SENIOR

Entrenamientos Privados Colectivos 4 Impar Clasificación

Documento 9

Sujeto a escrutinio & investigaciones deportivas

Pos.	Nº	Piloto	Nac. P.	Consursante	Nac. C.	Equipamiento	Tiempo	Vlta.	Dif.	Km/h	Total
1	27	POL CHAOS RIVERO	ESP	MDC RACING	ESP	BIREL ART / IAME / VEGA	1:03.035	6		97.03	12
2	29	JUAN COTA ALONSO	ESP	KR MOTORSPORT SRL	ITA	KART REPUBLIC / IAME / VEGA	1:03.059	4	0.024	96.99	9
3	5	HUGO LOPEZ DE MIGUEL	ESP	PRAGA RACING SL	ESP	PRAGA / IAME / VEGA	1:03.064	2	0.029	96.99	5
4	3	ELOI GONZALEZ MORENO	ESP	MONLAU COMPETICION C.E.	ESP	REDSPEED / IAME / VEGA	1:03.073	5	0.038	96.97	9
5	39	JAN DURAN OLIVE	ESP	MONLAU COMPETICION C.E.	ESP	REDSPEED / IAME / VEGA	1:03.164	9	0.129	96.83	9
6	31	ERIC GENE CASANOVAS	ESP	MOL RACING	ESP	BIREL ART / IAME / VEGA	1:03.232	3	0.197	96.73	11
7	41	MARC BENITEZ PIZARRO	ESP	OSCAR BENITEZ PUIG	ESP	TONY KART / IAME / VEGA	1:03.265	2	0.230	96.68	8
8	37	OLIVER MARTINEZ AUGE	ESP	ECK MOTORSPORT	ESP	TONY KART / IAME / VEGA	1:03.301	6	0.266	96.62	12
9	7	DANIEL ANTUNEZ GARRIDO	ESP	TDKART RACING	ESP	TONY KART / IAME / VEGA	1:03.412	7	0.377	96.45	9
10	19	YERAY VAELO LUQUE	ESP	PAROLIN SPAIN	ESP	PAROLIN / IAME / VEGA	1:03.479	3	0.444	96.35	9
11	47	LUCAS CARDOSO VIEIRA	PRT	CLAUDIO ESTEFANIO FERNANDES VIEI	PRT	KART REPUBLIC / IAME / VEGA	1:03.512	6	0.477	96.30	10
12	35	MIKEL MERINO IBAÑEZ	ESP	DG MOTORSPORT	ESP	KART REPUBLIC / IAME / VEGA	1:03.527	3	0.492	96.28	11
13	23	JOSE ANTONIO MANNUCCI SCHROEDER	ESP	TDKART RACING	ESP	TONY KART / IAME / VEGA	1:03.611	6	0.576	96.15	10
14	63	ASIER GARCIA TERRON	ESP	MDC RACING	ESP	BIREL ART / IAME / VEGA	1:03.649	12	0.614	96.10	12
15	33	ALBERTO HURTADO GONZALEZ	ESP	FEDERACION ANDALUZA DE AUTOMOVIL	ESP	LANDO NORRIS / IAME / VEGA	1:03.712	8	0.677	96.00	8
16	59	AIRE HARUN	ESP	ALC MOTORSPORT	ESP	KART REPUBLIC / IAME / VEGA	1:03.727	5	0.692	95.98	9
17	21	LOURENÇO MARQUES	PRT	ANDRE MARQUES	PRT	KART REPUBLIC / IAME / VEGA	1:03.818	6	0.783	95.84	10
18	67	ANA FRANCISCA ROBY SARREA	PRT	TDKART RACING	ESP	KOSMIC / IAME / VEGA	1:03.961	8	0.926	95.63	12
19	65	JORDI SERRA SEGURA	ESP	GM FUEL	ESP	CRG / IAME / VEGA	1:03.995	9	0.960	95.58	12
20	45	JAYDEN KELLY	ESP	GM FUEL	ESP	CRG / IAME / VEGA	1:04.291	9	1.256	95.14	9
21	57	MARIA SANCHEZ IGLESIAS	ESP	FALCON RACING TEAM	ESP	ENERGY / IAME / VEGA	1:04.338	6	1.303	95.07	7
22	61	MARIO PINAZO CERRO	ESP	KR MOTORSPORT SRL	ITA	KART REPUBLIC / IAME / VEGA	1:04.364	3	1.329	95.03	9
No Clasificados											
	17	ARNAU RAFOLS PAZ	ESP	MONLAU COMPETICION C.E.	ESP	REDSPEED / IAME / VEGA	Sin Tiempo				
	43	FRANCISCO CARDOSO COSTA	PRT	MONLAU COMPETICION C.E.	ESP	REDSPEED / IAME / VEGA	Sin Tiempo				

Tiempo Inicio : 23/09 - 15:10:01

M. Vuelta : Nº27 POL CHAOS RIVERO

1:03.035 97.03 Km/h

SENIOR

Entrenamientos Privados Colectivos 4 Impar Mejores tiempos de sector

Valor informativo. No Oficial

S1			S2			S3			Ideal Lap Times					
Pos.	Nº	Tiempo	Pos.	Nº	Tiempo	Pos.	Nº	Tiempo	Pos.	Nº	Piloto	Ideal Lap	Best Lap	Diff.
1	31	20.056	1	27	22.311	1	3	20.456	1	3	ELOI GONZALEZ MORENO	1:02.941	1:03.073	0.132
2	5	20.079	2	39	22.356	2	5	20.469	2	27	POL CHAOS RIVERO	1:03.009	1:03.035	0.026
3	27	20.090	3	29	22.360	3	37	20.481	3	5	HUGO LOPEZ DE MIGUEL	1:03.048	1:03.064	0.016
4	3	20.091	4	41	22.390	4	39	20.526	4	29	JUAN COTA ALONSO	1:03.059	1:03.059	
5	35	20.107	5	3	22.394	5	29	20.533	5	37	OLIVER MARTINEZ AUGE	1:03.103	1:03.301	0.198
6	19	20.127	6	59	22.420	6	7	20.542	6	39	JAN DURAN OLIVE	1:03.116	1:03.164	0.048
7	29	20.166	7	37	22.430	7	35	20.547	6	35	MIKEL MERINO IBAÑEZ	1:03.116	1:03.527	0.411
8	41	20.170	8	35	22.462	8	31	20.550	8	41	MARC BENITEZ PIZARRO	1:03.127	1:03.265	0.138
9	37	20.192	9	7	22.488	9	41	20.567	9	31	ERIC GENE CASANOVAS	1:03.145	1:03.232	0.087
10	7	20.207	10	63	22.498	10	33	20.575	10	7	DANIEL ANTUNEZ GARRIDO	1:03.237	1:03.412	0.175
11	39	20.234	11	5	22.500	11	27	20.608	11	19	YERAY VAELO LUQUE	1:03.286	1:03.479	0.193
12	47	20.240	12	47	22.521	12	19	20.609	12	33	ALBERTO HURTADO GONZALEZ	1:03.397	1:03.712	0.315
13	21	20.250	13	21	22.524	13	23	20.630	13	59	AIRE HARUN	1:03.423	1:03.727	0.304
14	33	20.273	14	31	22.539	14	47	20.697	14	47	LUCAS CARDOSO VIEIRA	1:03.458	1:03.512	0.054
15	63	20.284	15	23	22.540	15	59	20.704	15	23	JOSE ANTONIO MANNUCCI SCHROEDER	1:03.505	1:03.611	0.106
16	59	20.299	16	33	22.549	16	63	20.731	16	63	ASIER GARCIA TERRON	1:03.513	1:03.649	0.136
17	23	20.335	17	19	22.550	17	21	20.748	17	21	LOURENÇO MARQUES	1:03.522	1:03.818	0.296
18	67	20.373	18	67	22.580	18	67	20.764	18	67	ANA FRANCISCA ROBY SARREA	1:03.717	1:03.961	0.244
19	65	20.453	19	65	22.646	19	65	20.804	19	65	JORDI SERRA SEGURA	1:03.903	1:03.995	0.092
20	61	20.476	20	61	22.742	20	57	20.871	20	61	MARIO PINAZO CERRO	1:04.113	1:04.364	0.251
21	45	20.488	21	57	22.795	21	61	20.895	21	45	JAYDEN KELLY	1:04.262	1:04.291	0.029
22	57	20.616	22	45	22.848	22	45	20.926	22	57	MARIA SANCHEZ IGLESIAS	1:04.282	1:04.338	0.056

SENIOR

Entrenamientos Privados Colectivos 4 Impar

Valor informativo. No Oficial

Vuelta a vuelta

Vueltas	Tempo por vuelta	Sector 1	Sector 2	Sector 3	Tiempo	Vueltas	Tempo por vuelta	Sector 1	Sector 2	Sector 3	Tiempo
Nº3 GONZALEZ MORENO ELOI						7	3:20.024	2:36.236	22.816	20.972	12:01.003
1	1:03.678	20.276	22.624	20.778	3:27.096	8	1:04.081	20.260	22.896	20.925	13:05.084
2	1:03.569	20.349	22.602	20.618	4:30.665	9	1:03.825	20.340	22.737	20.748	14:08.909
3	1:03.129	20.091	22.525	20.513	5:33.794	10	1:03.877	20.250	22.818	20.809	15:12.786
4	1:03.157	20.181	22.394	20.582	6:36.951	Nº23 MANNUCCI SCHROEDER JOSE ANTONIO					
5	1:03.073	20.201	22.416	20.456	7:40.024	1	1:04.739	20.406	23.436	20.897	3:25.445
6	4:19.366	3:26.876	26.644	25.846	11:59.390	2	1:04.688	20.775	23.094	20.819	4:30.133
7	1:04.217	20.298	23.398	20.521	13:03.607	3	1:04.292	20.350	23.074	20.868	5:34.425
8	1:03.274	20.170	22.505	20.599	14:06.881	4	1:03.789	20.335	22.824	20.630	6:38.214
9	1:03.124	20.097	22.485	20.542	15:10.005	5	1:05.669	21.058	23.541	21.070	7:43.883
Nº5 LOPEZ DE MIGUEL HUGO						6	1:03.611	20.431	22.540	20.640	8:47.494
1	1:03.486	20.372	22.542	20.572	8:48.132	7	1:04.033	20.395	22.733	20.905	9:51.527
2	1:03.064	20.095	22.500	20.469	9:51.196	8	1:04.605	20.405	23.401	20.799	10:56.132
3	1:03.956	20.333	22.914	20.709	10:55.152	9	3:23.552	2:39.583	23.017	20.952	14:19.684
4	1:05.662	20.079	22.616	22.967	12:00.814	10	1:04.508	20.788	22.771	20.949	15:24.192
5	1:03.679	20.099	22.616	20.964	13:04.493	Nº27 CHAOS RIVERO POL					
Nº7 ANTUNEZ GARRIDO DANIEL						1	1:03.832	20.533	22.511	20.788	3:16.008
1	1:04.164	20.782	22.608	20.774	2:27.485	2	1:03.589	20.426	22.481	20.682	4:19.597
2	1:03.792	20.491	22.517	20.784	3:31.277	3	1:03.466	20.389	22.383	20.694	5:23.063
3	1:03.755	20.451	22.496	20.808	4:35.032	4	1:17.104	30.216	26.181	20.707	6:40.167
4	1:03.749	20.532	22.488	20.729	5:38.781	5	1:03.516	20.232	22.500	20.784	7:43.683
5	5:15.802	4:27.167	24.312	24.323	10:54.583	6	1:03.035	20.090	22.337	20.608	8:46.718
6	1:03.541	20.347	22.617	20.577	11:58.124	7	1:03.441	20.275	22.311	20.855	9:50.159
7	1:03.412	20.207	22.663	20.542	13:01.536	8	1:03.418	20.306	22.361	20.751	10:53.577
8	1:03.937	20.647	22.517	20.773	14:05.473	9	1:03.568	20.323	22.497	20.748	11:57.145
9	1:03.717	20.416	22.536	20.765	15:09.190	10	1:03.841	20.476	22.554	20.811	13:00.986
Nº19 VAELO LUQUE YERAY						11	1:03.591	20.363	22.484	20.744	14:04.577
1	1:04.383	20.463	23.097	20.823	3:25.148	12	1:03.689	20.336	22.473	20.880	15:08.266
2	1:03.852	20.440	22.692	20.720	4:29.000	Nº29 COTA ALONSO JUAN					
3	1:03.479	20.315	22.550	20.614	5:32.479	1	1:03.629	20.277	22.572	20.780	3:20.716
4	4:20.132	3:35.731	23.440	20.961	9:52.611	2	1:03.382	20.231	22.553	20.598	4:24.098
5	1:03.647	20.321	22.646	20.680	10:56.258	3	1:03.185	20.187	22.447	20.551	5:27.283
6	1:03.865	20.222	22.935	20.708	12:00.123	4	1:03.059	20.166	22.360	20.533	6:30.342
7	1:03.908	20.139	23.160	20.609	13:04.031	5	4:57.124	4:12.104	24.233	20.787	11:27.466
8	1:04.775	20.860	22.689	21.226	14:08.806	6	1:03.582	20.303	22.630	20.649	12:31.048
9	1:03.534	20.127	22.793	20.614	15:12.340	7	1:03.340	20.306	22.485	20.549	13:34.388
Nº21 MARQUES LOURENÇO						8	1:03.172	20.234	22.375	20.563	14:37.560
1	1:04.572	20.710	22.807	21.055	3:20.824	9	1:03.205	20.188	22.426	20.591	15:40.765
2	1:03.999	20.310	22.787	20.902	4:24.823	Nº31 GENE CASANOVAS ERIC					
3	1:04.114	20.464	22.660	20.990	5:28.937	1	1:04.047	20.733	22.754	20.560	3:27.554
4	1:04.165	20.734	22.590	20.841	6:33.102	2	1:03.488	20.293	22.611	20.584	4:31.042
5	1:04.059	20.613	22.524	20.922	7:37.161	3	1:03.232	20.056	22.539	20.637	5:34.274
6	1:03.818	20.397	22.673	20.748	8:40.979	4	1:03.339	20.089	22.641	20.609	6:37.613

SENIOR

Entrenamientos Privados Colectivos 4 Impar

Valor informativo. No Oficial

Vuelta a vuelta

Vueltas	Tempo por vuelta	Sector 1	Sector 2	Sector 3	Tiempo
5	1:03.271	20.120	22.601	20.550	7:40.884
6	1:03.550	20.257	22.566	20.727	8:44.434
7	1:07.450	20.685	22.551	24.214	9:51.884
8	1:03.893	20.279	23.019	20.595	10:55.777
9	1:03.402	20.177	22.557	20.668	11:59.179
10	1:04.714	20.395	23.653	20.666	13:03.893
11	1:04.035	20.349	22.685	21.001	14:07.928

Nº33 HURTADO GONZALEZ ALBERTO

1	1:04.133	20.637	22.723	20.773	3:00.020
2	1:03.842	20.472	22.694	20.676	4:03.862
3	1:04.834	21.290	22.822	20.722	5:08.696
4	1:03.727	20.470	22.549	20.708	6:12.423
5	1:04.221	20.412	22.967	20.842	7:16.644
6	5:44.590	4:57.988	25.774	20.828	13:01.234
7	1:04.761	21.236	22.950	20.575	14:05.995
8	1:03.712	20.273	22.669	20.770	15:09.707

Nº35 MERINO IBAÑEZ MIKEL

1	1:04.273	20.888	22.704	20.681	3:27.857
2	1:03.711	20.547	22.544	20.620	4:31.568
3	1:03.527	20.107	22.729	20.691	5:35.095
4	1:03.580	20.406	22.627	20.547	6:38.675
5	1:04.768	20.678	23.307	20.783	7:43.443
6	1:03.540	20.439	22.472	20.629	8:46.983
7	1:03.600	20.442	22.462	20.696	9:50.583
8	1:03.778	20.606	22.558	20.614	10:54.361
9	1:03.714	20.355	22.621	20.738	11:58.075
10	1:04.129	20.183	23.231	20.715	13:02.204
11	1:03.736	20.316	22.738	20.682	14:05.940

Nº37 MARTINEZ AUGE OLIVER

1	1:09.111	20.877	26.513	21.721	3:27.412
2	1:03.701	20.537	22.683	20.481	4:31.113
3	1:04.278	20.467	23.134	20.677	5:35.391
4	1:03.502	20.253	22.707	20.542	6:38.893
5	1:03.826	20.478	22.742	20.606	7:42.719
6	1:03.301	20.192	22.430	20.679	8:46.020
7	1:03.790	20.307	22.484	20.999	9:49.810
8	1:04.124	20.580	22.730	20.814	10:53.934
9	1:03.905	20.385	22.625	20.895	11:57.839
10	1:04.663	20.764	23.148	20.751	13:02.502
11	1:03.868	20.237	22.986	20.645	14:06.370
12	1:03.477	20.224	22.662	20.591	15:09.847

Nº39 DURAN OLIVE JAN

1	1:03.446	20.285	22.543	20.618	3:22.530
---	-----------------	---------------	---------------	---------------	----------

Vueltas	Tempo por vuelta	Sector 1	Sector 2	Sector 3	Tiempo
2	1:03.885	20.314	22.452	21.119	4:26.415
3	1:03.495	20.357	22.460	20.678	5:29.910
4	1:03.337	20.322	22.489	20.526	6:33.247
5	1:03.180	20.275	22.356	20.549	7:36.427
6	4:24.130	3:30.792	26.500	26.838	12:00.557
7	1:03.740	20.517	22.590	20.633	13:04.297
8	1:03.689	20.385	22.508	20.796	14:07.986
9	1:03.164	20.234	22.364	20.566	15:11.150

Nº41 BENITEZ PIZARRO MARC

1	1:04.425	21.041	22.789	20.595	3:28.065
2	1:03.265	20.174	22.524	20.567	4:31.330
3	1:03.838	20.170	23.039	20.629	5:35.168
4	1:03.304	20.250	22.466	20.588	6:38.472
5	1:03.631	20.359	22.634	20.638	7:42.103
6	1:03.290	20.247	22.390	20.653	8:45.393
7	2:58.419	2:08.040	26.941	23.438	11:43.812
8	1:04.073	20.485	22.676	20.912	12:47.885

Nº45 KELLY JAYDEN

1	1:05.046	20.970	23.048	21.028	2:58.984
2	1:04.823	20.764	23.068	20.991	4:03.807
3	1:06.471	22.402	23.103	20.966	5:10.278
4	1:04.723	20.836	22.848	21.039	6:15.001
5	4:20.799	3:30.200	22.952	27.647	10:35.800
6	1:22.769	30.154	27.110	25.505	11:58.569
7	1:06.604	21.113	24.394	21.097	13:05.173
8	1:04.298	20.488	22.872	20.938	14:09.471
9	1:04.291	20.512	22.853	20.926	15:13.762

Nº47 CARDOSO VIEIRA LUCAS

1	1:04.678	20.448	23.305	20.925	3:25.625
2	1:04.214	20.522	22.860	20.832	4:29.839
3	1:03.711	20.331	22.567	20.813	5:33.550
4	1:05.073	20.606	23.592	20.875	6:38.623
5	1:05.195	20.868	23.294	21.033	7:43.818
6	1:03.512	20.240	22.575	20.697	8:47.330
7	1:03.718	20.434	22.521	20.763	9:51.048
8	3:10.442	2:23.916	25.672	20.854	13:01.490
9	1:05.223	20.927	23.483	20.813	14:06.713
10	1:03.872	20.510	22.621	20.741	15:10.585

Nº57 SANCHEZ IGLESIAS MARIA

1	1:05.349	21.312	23.080	20.957	2:33.111
2	1:04.739	20.788	22.957	20.994	3:37.850
3	1:04.757	20.803	22.959	20.995	4:42.607
4	1:04.454	20.616	22.867	20.971	5:47.061

SENIOR

Entrenamientos Privados Colectivos 4 Impar

Valor informativo. No Oficial

Vuelta a vuelta

Vueltas	Tempo por vuelta	Sector 1	Sector 2	Sector 3	Tiempo	Vueltas	Tempo por vuelta	Sector 1	Sector 2	Sector 3	Tiempo
5	1:04.450	20.697	22.842	20.911	6:51.511	7	1:04.357	20.471	22.790	21.096	9:25.341
6	1:04.338	20.672	22.795	20.871	7:55.849	8	1:04.366	20.653	22.646	21.067	10:29.707
7	1:04.365	20.650	22.817	20.898	9:00.214	9	1:03.995	20.462	22.656	20.877	11:33.702
Nº59 HARUN AIRE						10	1:04.378	20.564	22.804	21.010	12:38.080
1	1:04.127	20.536	22.778	20.813	3:18.763	11	1:04.459	20.577	22.920	20.962	13:42.539
2	1:04.069	20.550	22.717	20.802	4:22.832	12	1:04.477	20.630	22.830	21.017	14:47.016
3	1:03.758	20.444	22.420	20.894	5:26.590	Nº67 ROBY SARREA ANA FRANCISCA					
4	1:05.377	21.911	22.762	20.704	6:31.967	1	1:04.669	20.664	22.982	21.023	3:23.744
5	1:03.727	20.392	22.525	20.810	7:35.694	2	1:04.300	20.507	22.866	20.927	4:28.044
6	1:05.249	20.434	22.535	22.280	8:40.943	3	1:04.237	20.497	22.912	20.828	5:32.281
7	1:05.659	20.941	22.524	22.194	9:46.602	4	1:04.194	20.663	22.651	20.880	6:36.475
8	1:09.819	25.501	23.274	21.044	10:56.421	5	1:04.229	20.885	22.580	20.764	7:40.704
9	1:18.623	20.299	23.024	35.300	12:15.044	6	1:04.220	20.541	22.826	20.853	8:44.924
Nº61 PINAZO CERRO MARIO						7	1:05.421	20.786	22.716	21.919	9:50.345
1	1:05.047	20.942	22.957	21.148	3:21.563	8	1:03.961	20.486	22.656	20.819	10:54.306
2	1:05.169	20.670	22.836	21.663	4:26.732	9	1:04.315	20.712	22.695	20.908	11:58.621
3	1:04.364	20.476	22.742	21.146	5:31.096	10	1:04.332	20.487	22.952	20.893	13:02.953
4	1:04.396	20.528	22.748	21.120	6:35.492	11	1:04.165	20.427	22.786	20.952	14:07.118
5	1:04.475	20.577	23.003	20.895	7:39.967	12	1:03.979	20.373	22.763	20.843	15:11.097
6	1:04.916	20.770	23.210	20.936	8:44.883						
7	4:18.344	3:32.889	24.217	21.238	13:03.227						
8	1:04.616	20.628	22.906	21.082	14:07.843						
9	1:05.149	20.841	23.397	20.911	15:12.992						
Nº63 GARCIA TERRON ASIER											
1	1:04.268	20.681	22.655	20.932	3:17.799						
2	1:03.937	20.496	22.640	20.801	4:21.736						
3	1:03.822	20.470	22.498	20.854	5:25.558						
4	1:06.215	20.538	24.738	20.939	6:31.773						
5	1:03.829	20.364	22.549	20.916	7:35.602						
6	1:04.563	20.632	22.565	21.366	8:40.165						
7	1:05.691	21.022	23.844	20.825	9:45.856						
8	1:09.762	20.902	23.758	25.102	10:55.618						
9	1:03.910	20.521	22.561	20.828	11:59.528						
10	1:04.077	20.284	23.062	20.731	13:03.605						
11	1:04.613	20.769	22.658	21.186	14:08.218						
12	1:03.649	20.325	22.516	20.808	15:11.867						
Nº65 SERRA SEGURA JORDI											
1	1:05.232	20.922	23.087	21.223	2:58.748						
2	1:04.640	20.577	22.886	21.177	4:03.388						
3	1:04.399	20.567	22.902	20.930	5:07.787						
4	1:04.399	20.483	22.892	21.024	6:12.186						
5	1:04.585	20.453	23.328	20.804	7:16.771						
6	1:04.213	20.548	22.834	20.831	8:20.984						

SENIOR

Entrenamientos Privados Colectivos 3 Par Clasificación

Documento 6

Sujeto a escrutinio & investigaciones deportivas

Pos.	Nº	Piloto	Nac. P.	Consursante	Nac. C.	Equipamiento	Tiempo	Vlta.	Dif.	Km/h	Total
1	30	ADRIAN MALHEIRO SUÑE		GM FUEL		CRG / IAME / VEGA	1:02.981	3		97.12	10
2	46	LUIS ALVES		GM FUEL		CRG / IAME / VEGA	1:02.995	3	0.014	97.09	10
3	4	DANIEL BRIZ LLULL		GM FUEL		CRG / IAME / VEGA	1:03.007	3	0.026	97.07	9
4	40	EDUARDO DOMINGUEZ		MOL RACING		BIREL ART / IAME / VEGA	1:03.016	10	0.035	97.06	10
5	6	JAIME SANZ TORRIJOS		PRAGA RACING SL		PRAGA / IAME / VEGA	1:03.056	6	0.075	97.00	7
6	14	SANTIAGO DA COSTA RIBEIRO		ESCOLA DE KARTING DO OESTE		BIREL ART / IAME / VEGA	1:03.064	8	0.083	96.99	9
7	38	ADRIA MUSTIENES GIL		MDC RACING		BIREL ART / IAME / VEGA	1:03.191	8	0.210	96.79	8
8	32	NACHO TUÑON GARCIA		KRS KIDS RACING SCHOOL		KART REPUBLIC / IAME / VEGA	1:03.217	3	0.236	96.75	9
9	12	ALBANY DEL VALLE VIVAS ALVAREZ		OPTIMUM PROKART RACING TEAM		CRG / IAME / VEGA	1:03.317	3	0.336	96.60	10
10	36	POL CAUBIN FEU		MDC RACING		BIREL ART / IAME / VEGA	1:03.452	3	0.471	96.39	5
11	68	RAFAEL ORTIZ GOMEZ		OPTIMUM PROKART RACING TEAM		CRG / IAME / VEGA	1:03.467	4	0.486	96.37	13
12	44	DANIEL BRAVO TRIGO		GTSRACING ENERGY ESPAÑA		ENERGY / IAME / VEGA	1:03.504	3	0.523	96.32	13
13	34	JOAN ALUJA OLESTI		MDC RACING		BIREL ART / IAME / VEGA	1:03.576	2	0.595	96.21	9
14	62	JOSE ANTONIO PEÑALTA YAGÜE		KR MOTORSPORT SRL		KART REPUBLIC / IAME / VEGA	1:03.747	8	0.766	95.95	9
15	28	IVAN ARIAS CHAVARRI		AC MOTORSPORT		KART REPUBLIC / IAME / VEGA	1:03.757	3	0.776	95.93	9
16	60	ANDER URQUIZA COSTI		CD KARTING ETXEBARRI		BIREL ART / IAME / VEGA	1:03.791	3	0.810	95.88	11
17	66	NICOLAS VIA CASALS		KIDS TO WIN		LANDO NORRIS / IAME / VEGA	1:03.836	4	0.855	95.81	11
18	42	LUCAS FEDERICH RODRIGUES		ALC MOTORSPORT		KART REPUBLIC / IAME / VEGA	1:03.884	2	0.903	95.74	7
19	10	SAMUEL FIGUEIRAS TEJADA		ECK MOTORSPORT		TONY KART / IAME / VEGA	1:04.149	2	1.168	95.35	10
20	58	DANIEL DORTA AMARAL		MOL RACING		TONY KART / IAME / VEGA	1:04.337	2	1.356	95.07	4
21	56	ALVARO MATARRANZ ESPINOSA		GTSRACING ENERGY ESPAÑA		ENERGY / IAME / VEGA	1:05.496	10	2.515	93.39	10
22	64	ALEJANDRO MERINO ESPAÑOL		GTSRACING ENERGY ESPAÑA		ENERGY / IAME / VEGA	1:06.080	5	3.099	92.56	8

No Clasificados

2	URBELTZ MOAR MAESTRO		TDKART RACING		TONY KART / IAME / VEGA	Sin Tiempo					
---	----------------------	--	---------------	--	-------------------------	------------	--	--	--	--	--

Tiempo Inicio : 23/09 - 12:01:18

M. Vuelta : Nº30 ADRIAN MALHEIRO SUÑE

1:02.981 97.12 Km/h

SENIOR

Entrenamientos Privados Colectivos 3 Par Mejores tiempos de sector

Valor informativo. No Oficial

S1			S2			S3			Ideal Lap Times					
Pos.	Nº	Tiempo	Pos.	Nº	Tiempo	Pos.	Nº	Tiempo	Pos.	Nº	Piloto	Ideal Lap	Best Lap	Diff.
1	40	20.029	1	6	22.342	1	46	20.463	1	6	JAIME SANZ TORRIJOS	1:02.937	1:03.056	0.119
2	12	20.052	2	46	22.363	2	4	20.470	2	14	SANTIAGO DA COSTA RIBEIRO	1:02.939	1:03.064	0.125
3	14	20.057	3	30	22.367	3	30	20.488	3	4	DANIEL BRIZ LLULL	1:02.974	1:03.007	0.033
4	6	20.070	4	32	22.376	4	14	20.499	4	30	ADRIAN MALHEIRO SUÑE	1:02.981	1:02.981	
5	4	20.109	5	14	22.383	5	68	20.503	5	46	LUIS ALVES	1:02.986	1:02.995	0.009
6	68	20.110	6	4	22.395	6	6	20.525	6	40	EDUARDO DOMINGUEZ	1:02.990	1:03.016	0.026
7	30	20.126	7	40	22.416	7	38	20.538	7	32	NACHO TUÑON GARCIA	1:03.131	1:03.217	0.086
8	46	20.160	8	38	22.421	8	36	20.539	8	12	ALBANY DEL VALLE VIVAS ALVAREZ	1:03.157	1:03.317	0.160
8	34	20.160	9	36	22.477	9	40	20.545	9	38	ADRIA MUSTIENES GIL	1:03.191	1:03.191	
10	32	20.168	10	44	22.505	10	34	20.560	10	36	POL CAUBIN FEU	1:03.212	1:03.452	0.240
11	36	20.196	11	12	22.512	11	32	20.587	11	68	RAFAEL ORTIZ GOMEZ	1:03.261	1:03.467	0.206
12	62	20.223	12	34	22.588	12	12	20.593	12	34	JOAN ALUJA OLESTI	1:03.308	1:03.576	0.268
13	38	20.232	13	68	22.648	13	66	20.630	13	44	DANIEL BRAVO TRIGO	1:03.444	1:03.504	0.060
14	44	20.243	14	62	22.669	14	60	20.647	14	62	JOSE ANTONIO PEÑALTA YAGÜE	1:03.602	1:03.747	0.145
15	42	20.318	15	28	22.710	15	44	20.696	15	66	NICOLAS VIA CASALS	1:03.690	1:03.836	0.146
16	28	20.323	16	66	22.724	16	28	20.707	16	28	IVAN ARIAS CHAVARRI	1:03.740	1:03.757	0.017
17	66	20.336	16	58	22.724	17	62	20.710	17	60	ANDER URQUIZA COSTI	1:03.791	1:03.791	
18	60	20.376	18	42	22.732	18	42	20.742	18	42	LUCAS FEDERICH RODRIGUES	1:03.792	1:03.884	0.092
19	10	20.443	19	10	22.737	19	10	20.888	19	10	SAMUEL FIGUEIRAS TEJADA	1:04.068	1:04.149	0.081
20	58	20.456	20	60	22.768	20	58	20.947	20	58	DANIEL DORTA AMARAL	1:04.127	1:04.337	0.210
21	56	20.853	21	56	23.260	21	56	21.037	21	56	ALVARO MATARRANZ ESPINOSA	1:05.150	1:05.496	0.346
22	64	21.048	22	64	23.451	22	64	21.398	22	64	ALEJANDRO MERINO ESPAÑOL	1:05.897	1:06.080	0.183

SENIOR

Entrenamientos Privados Colectivos 3 Par Vuelta a vuelta

Valor informativo. No Oficial

Vueltas	Tempo por vuelta	Sector 1	Sector 2	Sector 3	Tiempo
Nº4 BRIZ LLULL DANIEL					
1	1:03.744	20.449	22.688	20.607	2:36.217
2	1:03.297	20.222	22.515	20.560	3:39.514
3	1:03.007	20.142	22.395	20.470	4:42.521
4	1:03.447	20.379	22.503	20.565	5:45.968
5	5:33.037	4:38.493	30.415	24.129	11:19.005
6	1:03.864	20.338	22.819	20.707	12:22.869
7	1:03.445	20.319	22.549	20.577	13:26.314
8	1:03.415	20.109	22.476	20.830	14:29.729
9	1:03.550	20.332	22.602	20.616	15:33.279

Vueltas	Tempo por vuelta	Sector 1	Sector 2	Sector 3	Tiempo
Nº6 SANZ TORRIJOS JAIME					
1	1:03.888	20.465	22.746	20.677	9:00.860
2	1:04.043	20.511	22.739	20.793	10:04.903
3	1:14.559	20.764	29.606	24.189	11:19.462
4	1:04.122	20.361	22.878	20.883	12:23.584
5	1:03.160	20.225	22.410	20.525	13:26.744
6	1:03.056	20.070	22.342	20.644	14:29.800
7	1:03.226	20.179	22.378	20.669	15:33.026

Vueltas	Tempo por vuelta	Sector 1	Sector 2	Sector 3	Tiempo
Nº10 FIGUEIRAS TEJADA SAMUEL					
1	1:04.926	20.863	23.050	21.013	2:40.140
2	1:04.149	20.443	22.818	20.888	3:44.289
3	1:04.226	20.523	22.795	20.908	4:48.515
4	1:04.666	20.834	22.737	21.095	5:53.181
5	1:04.412	20.574	22.884	20.954	6:57.593
6	1:04.719	20.748	22.863	21.108	8:02.312
7	3:47.391	3:02.332	23.750	21.309	11:49.703
8	1:04.968	20.778	23.003	21.187	12:54.671
9	1:04.718	20.713	22.874	21.131	13:59.389
10	1:05.010	20.841	22.991	21.178	15:04.399

Vueltas	Tempo por vuelta	Sector 1	Sector 2	Sector 3	Tiempo
Nº12 VIVAS ALVAREZ ALBANY DEL VALLE					
1	1:04.172	20.218	23.132	20.822	2:39.409
2	1:03.326	20.052	22.605	20.669	3:42.735
3	1:03.317	20.212	22.512	20.593	4:46.052
4	1:03.778	20.497	22.628	20.653	5:49.830
5	3:27.238	2:43.193	23.142	20.903	9:17.068
6	1:16.241	21.468	25.247	29.526	10:33.309
7	1:04.096	20.465	22.870	20.761	11:37.405
8	1:03.680	20.198	22.804	20.678	12:41.085
9	1:03.546	20.244	22.607	20.695	13:44.631
10	1:03.698	20.323	22.611	20.764	14:48.329

Vueltas	Tempo por vuelta	Sector 1	Sector 2	Sector 3	Tiempo
Nº14 DA COSTA RIBEIRO SANTIAGO					
1	1:03.655	20.405	22.529	20.721	2:43.067
2	1:03.175	20.188	22.406	20.581	3:46.242

Vueltas	Tempo por vuelta	Sector 1	Sector 2	Sector 3	Tiempo
3	1:03.176	20.130	22.475	20.571	4:49.418
4	5:20.872	4:32.171	25.874	22.827	10:10.290
5	1:09.225	22.444	24.229	22.552	11:19.515
6	1:03.822	20.447	22.669	20.706	12:23.337
7	1:04.591	20.663	23.429	20.499	13:27.928
8	1:03.064	20.057	22.383	20.624	14:30.992
9	1:03.234	20.115	22.451	20.668	15:34.226

Vueltas	Tempo por vuelta	Sector 1	Sector 2	Sector 3	Tiempo
Nº28 ARIAS CHAVARRI IVAN					
1	1:04.853	20.536	23.358	20.959	2:39.694
2	1:04.009	20.323	22.916	20.770	3:43.703
3	1:03.757	20.339	22.711	20.707	4:47.460
4	1:03.861	20.411	22.710	20.740	5:51.321
5	1:05.455	21.296	23.288	20.871	6:56.776
6	1:04.241	20.378	23.059	20.804	8:01.017
7	1:07.749	20.486	22.998	24.265	9:08.766
8	1:04.678	20.564	22.873	21.241	10:13.444
9	1:05.967	20.501	23.485	21.981	11:19.411

Vueltas	Tempo por vuelta	Sector 1	Sector 2	Sector 3	Tiempo
Nº30 MALHEIRO SUÑE ADRIAN					
1	1:03.691	20.397	22.622	20.672	2:35.991
2	1:03.260	20.198	22.500	20.562	3:39.251
3	1:02.981	20.126	22.367	20.488	4:42.232
4	3:40.943	2:53.967	22.986	23.990	8:23.175
5	1:41.977	31.973	37.206	32.798	10:05.152
6	1:10.055	20.849	28.325	20.881	11:15.207
7	1:04.055	20.487	22.845	20.723	12:19.262
8	1:03.581	20.239	22.667	20.675	13:22.843
9	1:03.399	20.221	22.574	20.604	14:26.242
10	1:03.640	20.393	22.554	20.693	15:29.882

Vueltas	Tempo por vuelta	Sector 1	Sector 2	Sector 3	Tiempo
Nº32 TUÑÓN GARCIA NACHO					
1	1:03.828	20.423	22.729	20.676	2:34.268
2	1:03.675	20.497	22.454	20.724	3:37.943
3	1:03.217	20.168	22.462	20.587	4:41.160
4	5:52.093	5:00.888	23.783	27.422	10:33.253
5	1:03.805	20.313	22.660	20.832	11:37.058
6	1:03.773	20.453	22.522	20.798	12:40.831
7	1:05.012	20.792	23.481	20.739	13:45.843
8	1:03.679	20.485	22.458	20.736	14:49.522
9	1:03.609	20.428	22.376	20.805	15:53.131

Vueltas	Tempo por vuelta	Sector 1	Sector 2	Sector 3	Tiempo
Nº34 ALUJA OLESTI JOAN					
1	1:04.102	20.515	22.884	20.703	2:33.846
2	1:03.576	20.290	22.647	20.639	3:37.422
3	1:03.827	20.252	22.791	20.784	4:41.249
4	1:04.484	20.160	23.764	20.560	5:45.733

SENIOR

Entrenamientos Privados Colectivos 3 Par

Valor informativo. No Oficial

Vuelta a vuelta

Vueltas	Tempo por vuelta	Sector 1	Sector 2	Sector 3	Tiempo
5	1:05.278	20.509	23.907	20.862	6:51.011
6	2:36.317	1:50.741	24.519	21.057	9:27.328
7	1:04.255	20.599	22.740	20.916	10:31.583
8	1:05.991	21.375	23.938	20.678	11:37.574
9	1:03.797	20.567	22.588	20.642	12:41.371

Nº36 CAUBIN FEU POL

1	1:03.825	20.464	22.701	20.660	2:35.207
2	1:03.480	20.366	22.477	20.637	3:38.687
3	1:03.452	20.196	22.717	20.539	4:42.139
4	4:27.201	3:43.081	23.207	20.913	9:09.340
5	1:04.049	20.512	22.695	20.842	10:13.389

Nº38 MUSTIENES GIL ADRIA

1	1:04.138	20.702	22.635	20.801	2:33.297
2	1:03.751	20.496	22.548	20.707	3:37.048
3	1:03.553	20.440	22.443	20.670	4:40.601
4	4:28.108	3:43.655	23.421	21.032	9:08.709
5	1:03.867	20.388	22.729	20.750	10:12.576
6	1:08.177	20.449	24.632	23.096	11:20.753
7	1:03.728	20.263	22.720	20.745	12:24.481
8	1:03.191	20.232	22.421	20.538	13:27.672

Nº40 DOMINGUEZ EDUARDO

1	1:03.783	20.491	22.679	20.613	2:34.320
2	1:03.223	20.206	22.442	20.575	3:37.543
3	1:03.328	20.233	22.550	20.545	4:40.871
4	1:04.268	20.193	23.494	20.581	5:45.139
5	1:05.819	21.260	23.603	20.956	6:50.958
6	4:28.102	3:37.213	26.920	23.969	11:19.060
7	1:04.337	20.417	22.944	20.976	12:23.397
8	1:03.126	20.043	22.497	20.586	13:26.523
9	1:03.083	20.029	22.456	20.598	14:29.606
10	1:03.016	20.049	22.416	20.551	15:32.622

Nº42 FEDERICH RODRIGUES LUCAS

1	1:04.631	20.714	22.991	20.926	2:38.475
2	1:03.884	20.318	22.732	20.834	3:42.359
3	1:04.219	20.450	23.027	20.742	4:46.578
4	1:04.502	20.717	22.874	20.911	5:51.080
5	1:04.818	20.621	23.093	21.104	6:55.898
6	3:38.153	2:46.419	24.091	27.643	10:34.051
7	2:49.704	2:04.413	24.008	21.283	13:23.755

Nº44 BRAVO TRIGO DANIEL

1	1:04.305	20.546	22.901	20.858	2:37.247
2	1:03.827	20.376	22.632	20.819	3:41.074
3	1:03.504	20.303	22.505	20.696	4:44.578

Vueltas	Tempo por vuelta	Sector 1	Sector 2	Sector 3	Tiempo
4	1:04.346	20.746	22.733	20.867	5:48.924
5	1:04.223	20.499	22.847	20.877	6:53.147
6	1:04.006	20.430	22.655	20.921	7:57.153
7	1:04.652	20.545	22.934	21.173	9:01.805
8	1:04.452	20.624	22.798	21.030	10:06.257
9	1:10.185	20.486	26.405	23.294	11:16.442
10	1:04.531	20.666	22.846	21.019	12:20.973
11	1:03.896	20.367	22.705	20.824	13:24.869
12	1:04.006	20.243	22.782	20.981	14:28.875
13	1:04.098	20.449	22.879	20.770	15:32.973

Nº46 ALVES LUIS

1	1:03.914	20.484	22.787	20.643	2:38.307
2	1:03.354	20.160	22.521	20.673	3:41.661
3	1:02.995	20.169	22.363	20.463	4:44.656
4	1:03.783	20.438	22.721	20.624	5:48.439
5	1:03.851	20.433	22.726	20.692	6:52.290
6	4:22.782	3:32.949	28.838	20.995	11:15.072
7	1:03.991	20.510	22.676	20.805	12:19.063
8	1:03.539	20.254	22.601	20.684	13:22.602
9	1:03.399	20.274	22.448	20.677	14:26.001
10	1:03.478	20.305	22.485	20.688	15:29.479

Nº56 MATARRANZ ESPINOSA ALVARO

1	1:06.390	21.471	23.480	21.439	2:24.611
2	1:06.026	21.216	23.460	21.350	3:30.637
3	1:05.540	21.031	23.372	21.137	4:36.177
4	1:05.678	21.104	23.260	21.314	5:41.855
5	1:06.766	21.251	24.197	21.318	6:48.621
6	1:05.916	21.099	23.316	21.501	7:54.537
7	3:56.874	3:09.827	24.650	22.397	11:51.411
8	1:08.435	23.653	23.745	21.037	12:59.846
9	1:06.473	21.118	23.639	21.716	14:06.319
10	1:05.496	20.853	23.272	21.371	15:11.815

Nº58 DORTA AMARAL DANIEL

1	1:05.436	21.279	23.098	21.059	12:42.371
2	1:04.337	20.567	22.823	20.947	13:46.708
3	1:04.852	20.456	22.724	21.672	14:51.560
4	1:04.650	20.865	22.789	20.996	15:56.210

Nº60 URQUIZA COSTI ANDER

1	1:05.135	21.007	23.026	21.102	2:33.373
2	1:04.748	20.620	22.892	21.236	3:38.121
3	1:03.791	20.376	22.768	20.647	4:41.912
4	1:09.009	25.080	22.990	20.939	5:50.921
5	1:04.357	20.549	22.959	20.849	6:55.278

SENIOR

Entrenamientos Privados Colectivos 3 Par

Valor informativo. No Oficial

Vuelta a vuelta

Vueltas	Tempo por vuelta	Sector 1	Sector 2	Sector 3	Tiempo	Vueltas	Tempo por vuelta	Sector 1	Sector 2	Sector 3	Tiempo
6	1:05.062	20.686	23.429	20.947	8:00.340	6	1:06.463	22.965	22.783	20.715	7:56.389
7	1:04.714	20.946	22.938	20.830	9:05.054	7	1:04.279	20.510	22.890	20.879	9:00.668
8	1:05.271	21.054	23.175	21.042	10:10.325	8	1:04.715	21.044	22.894	20.777	10:05.383
9	3:26.101	2:42.124	23.043	20.934	13:36.426	9	1:10.518	20.682	26.864	22.972	11:15.901
10	1:04.929	20.940	22.928	21.061	14:41.355	10	1:04.205	20.394	22.989	20.822	12:20.106
11	1:04.730	20.833	22.849	21.048	15:46.085	11	1:03.587	20.201	22.648	20.738	13:23.693
Nº62 PEÑALTA YAGÜE JOSE ANTONIO						12	1:03.685	20.224	22.649	20.812	14:27.378
1	5:31.989	4:41.624	25.709	24.656	6:52.949	13	1:03.779	20.304	22.709	20.766	15:31.157
2	1:08.789	22.624	24.772	21.393	8:01.738						
3	1:04.586	20.857	22.883	20.846	9:06.324						
4	1:04.308	20.494	22.821	20.993	10:10.632						
5	1:09.196	20.834	24.315	24.047	11:19.828						
6	1:04.897	20.452	23.112	21.333	12:24.725						
7	1:03.827	20.413	22.704	20.710	13:28.552						
8	1:03.747	20.223	22.669	20.855	14:32.299						
9	1:03.982	20.456	22.753	20.773	15:36.281						
Nº64 MERINO ESPAÑOL ALEJANDRO											
1	1:06.357	21.307	23.623	21.427	7:26.445						
2	1:06.250	21.383	23.469	21.398	8:32.695						
3	1:08.167	21.244	23.906	23.017	9:40.862						
4	1:06.323	21.225	23.655	21.443	10:47.185						
5	1:06.080	21.048	23.456	21.576	11:53.265						
6	1:06.488	21.539	23.451	21.498	12:59.753						
7	1:06.619	21.084	23.560	21.975	14:06.372						
8	1:06.404	21.300	23.634	21.470	15:12.776						
Nº66 VIA CASALS NICOLAS											
1	1:04.948	20.699	23.234	21.015	2:39.466						
2	1:04.086	20.435	22.882	20.769	3:43.552						
3	1:04.098	20.674	22.782	20.642	4:47.650						
4	1:03.836	20.444	22.762	20.630	5:51.486						
5	1:04.477	20.637	23.053	20.787	6:55.963						
6	1:04.462	20.404	23.217	20.841	8:00.425						
7	1:04.456	20.749	22.852	20.855	9:04.881						
8	3:15.137	2:30.457	23.751	20.929	12:20.018						
9	1:04.235	20.701	22.724	20.810	13:24.253						
10	1:04.108	20.336	22.983	20.789	14:28.361						
11	1:04.154	20.563	22.763	20.828	15:32.515						
Nº68 ORTIZ GOMEZ RAFAEL											
1	1:07.395	22.672	23.576	21.147	2:34.662						
2	1:03.805	20.276	22.828	20.701	3:38.467						
3	1:03.504	20.156	22.835	20.513	4:41.971						
4	1:03.467	20.110	22.854	20.503	5:45.438						
5	1:04.488	20.694	22.875	20.919	6:49.926						

SENIOR

Entrenamientos Privados Colectivos 3 Impar Clasificación

Documento 7

Sujeto a escrutinio & investigaciones deportivas

Pos.	Nº	Piloto	Nac. P.	Consursante	Nac. C.	Equipamiento	Tiempo Vlt.	Dif.	Km/h	Total	
1	29	JUAN COTA ALONSO		KR MOTORSPORT SRL		KART REPUBLIC / IAME / VEGA	1:02.793	10	97.41	10	
2	3	ELOI GONZALEZ MORENO		MONLAU COMPETICION C.E.		REDSPEED / IAME / VEGA	1:02.904	8	0.111	97.23	8
3	27	POL CHAOS RIVERO		MDC RACING		BIREL ART / IAME / VEGA	1:03.019	12	0.226	97.06	12
4	31	ERIC GENE CASANOVAS		MOL RACING		BIREL ART / IAME / VEGA	1:03.194	7	0.401	96.79	7
5	5	HUGO LOPEZ DE MIGUEL		PRAGA RACING SL		PRAGA / IAME / VEGA	1:03.256	7	0.463	96.69	7
6	35	MIKEL MERINO IBAÑEZ		DG MOTORSPORT		KART REPUBLIC / IAME / VEGA	1:03.259	12	0.466	96.69	13
7	41	MARC BENITEZ PIZARRO		OSCAR BENITEZ PUIG		TONY KART / IAME / VEGA	1:03.297	3	0.504	96.63	7
8	39	JAN DURAN OLIVE		MONLAU COMPETICION C.E.		REDSPEED / IAME / VEGA	1:03.492	8	0.699	96.33	9
9	19	YERAY VAELO LUQUE		PAROLIN SPAIN		PAROLIN / IAME / VEGA	1:03.501	9	0.708	96.32	10
10	7	DANIEL ANTUNEZ GARRIDO		TDKART RACING		TONY KART / IAME / VEGA	1:03.554	6	0.761	96.24	7
11	63	ASIER GARCIA TERRON		MDC RACING		BIREL ART / IAME / VEGA	1:03.561	4	0.768	96.23	9
12	37	OLIVER MARTINEZ AUGE		ECK MOTORSPORT		TONY KART / IAME / VEGA	1:03.664	3	0.871	96.07	13
13	47	LUCAS CARDOSO VIEIRA		CLAUDIO ESTEFANIO FERNANDES VIEI		KART REPUBLIC / IAME / VEGA	1:03.717	3	0.924	95.99	10
14	21	LOURENÇO MARQUES		ANDRE MARQUES		KART REPUBLIC / IAME / VEGA	1:03.809	2	1.016	95.85	9
15	33	ALBERTO HURTADO GONZALEZ		FEDERACION ANDALUZA DE AUTOMOVIL		LANDO NORRIS / IAME / VEGA	1:03.855	10	1.062	95.79	11
16	57	MARIA SANCHEZ IGLESIAS		FALCON RACING TEAM		ENERGY / IAME / VEGA	1:04.076	3	1.283	95.46	10
17	65	JORDI SERRA SEGURA		GM FUEL		CRG / IAME / VEGA	1:04.107	5	1.314	95.41	13
18	67	ANA FRANCISCA ROBY SARREA		TDKART RACING		KOSMIC / IAME / VEGA	1:04.117	12	1.324	95.39	12
19	61	MARIO PINAZO CERRO		KR MOTORSPORT SRL		KART REPUBLIC / IAME / VEGA	1:04.154	8	1.361	95.34	9
20	45	JAYDEN KELLY		GM FUEL		CRG / IAME / VEGA	1:04.400	11	1.607	94.98	11
21	23	JOSE ANTONIO MANNUCCI SCHROEDER		TDKART RACING		TONY KART / IAME / VEGA	1:05.307	2	2.514	93.66	2
No Clasificados											
	17	ARNAU RAFOLS PAZ		MONLAU COMPETICION C.E.		REDSPEED / IAME / VEGA	Sin Tiempo				
	43	FRANCISCO CARDOSO COSTA		MONLAU COMPETICION C.E.		REDSPEED / IAME / VEGA	Sin Tiempo				
	59	AIRE HARUN		ALC MOTORSPORT		KART REPUBLIC / IAME / VEGA	Sin Tiempo				

Tiempo Inicio : 23/09 - 12:20:00

M. Vuelta : Nº29 JUAN COTA ALONSO

1:02.793 97.41 Km/h

Nº29 08:41 Vuelta 3

Nº33 08:42 Vuelta 5

Nº3 08:42 Vuelta 1

SENIOR

Entrenamientos Privados Colectivos 3 Impar

Valor informativo. No Oficial

Mejores tiempos de sector

S1			S2			S3			Ideal Lap Times					
Pos.	Nº	Tiempo	Pos.	Nº	Tiempo	Pos.	Nº	Tiempo	Pos.	Nº	Piloto	Ideal Lap	Best Lap	Diff.
1	31	19.971	1	29	22.319	1	29	20.397	1	29	JUAN COTA ALONSO	1:02.787	1:02.793	0.006
2	3	20.026	2	27	22.338	2	3	20.493	2	3	ELOI GONZALEZ MORENO	1:02.869	1:02.904	0.035
3	29	20.071	3	3	22.350	3	19	20.498	3	27	POL CHAOS RIVERO	1:03.019	1:03.019	
4	19	20.082	4	63	22.435	4	5	20.527	4	31	ERIC GENE CASANOVAS	1:03.034	1:03.194	0.160
5	27	20.104	5	39	22.442	5	35	20.548	5	19	YERAY VAELO LUQUE	1:03.102	1:03.501	0.399
6	35	20.122	6	41	22.461	6	27	20.577	6	5	HUGO LOPEZ DE MIGUEL	1:03.135	1:03.256	0.121
7	5	20.127	7	31	22.476	7	31	20.587	7	35	MIKEL MERINO IBAÑEZ	1:03.156	1:03.259	0.103
8	63	20.211	8	5	22.481	8	41	20.588	8	41	MARC BENITEZ PIZARRO	1:03.281	1:03.297	0.016
9	41	20.232	9	35	22.486	9	65	20.594	9	63	ASIER GARCIA TERRON	1:03.422	1:03.561	0.139
10	7	20.264	10	47	22.508	10	33	20.598	10	39	JAN DURAN OLIVE	1:03.435	1:03.492	0.057
11	37	20.282	11	19	22.522	11	7	20.614	11	7	DANIEL ANTUNEZ GARRIDO	1:03.482	1:03.554	0.072
12	39	20.284	12	57	22.556	12	47	20.678	12	47	LUCAS CARDOSO VIEIRA	1:03.533	1:03.717	0.184
13	47	20.347	13	21	22.592	13	37	20.684	13	37	OLIVER MARTINEZ AUGE	1:03.569	1:03.664	0.095
14	33	20.374	14	61	22.603	14	39	20.709	14	33	ALBERTO HURTADO GONZALEZ	1:03.610	1:03.855	0.245
15	21	20.392	14	37	22.603	15	21	20.722	15	21	LOURENÇO MARQUES	1:03.706	1:03.809	0.103
16	67	20.413	16	7	22.604	16	63	20.776	16	65	JORDI SERRA SEGURA	1:03.794	1:04.107	0.313
17	57	20.445	17	33	22.638	17	57	20.799	17	57	MARIA SANCHEZ IGLESIAS	1:03.800	1:04.076	0.276
18	61	20.470	18	67	22.682	18	61	20.897	18	61	MARIO PINAZO CERRO	1:03.970	1:04.154	0.184
19	65	20.483	19	45	22.699	19	67	20.912	19	67	ANA FRANCISCA ROBY SARREA	1:04.007	1:04.117	0.110
20	45	20.549	20	65	22.717	20	45	20.950	20	45	JAYDEN KELLY	1:04.198	1:04.400	0.202
21	23	20.776	21	23	23.488	21	23	21.006	21	23	JOSE ANTONIO MANNUCCI SCHROEDER	1:05.270	1:05.307	0.037

SENIOR

Entrenamientos Privados Colectivos 3 Impar

Valor informativo. No Oficial

Vuelta a vuelta

Vueltas	Tempo por vuelta	Sector 1	Sector 2	Sector 3	Tiempo	Vueltas	Tempo por vuelta	Sector 1	Sector 2	Sector 3	Tiempo
Nº3 GONZALEZ MORENO ELOI						7	1:10.597	22.519	27.278	20.800	12:54.181
1	1:21.166	20.765	23.028	37.373	8:27.785	8	1:04.017	20.642	22.637	20.738	13:58.198
2	1:08.484	23.708	22.658	22.118	9:36.269	9	1:03.866	20.518	22.626	20.722	15:02.064
3	1:08.522	20.815	25.988	21.719	10:44.791	Nº23 MANNUCCI SCHROEDER JOSE ANTONIO					
4	1:03.385	20.318	22.516	20.551	11:48.176	1	1:10.610	25.879	23.488	21.243	2:38.157
5	1:03.863	20.400	22.503	20.960	12:52.039	2	1:05.307	20.776	23.525	21.006	3:43.464
6	1:03.401	20.339	22.563	20.499	13:55.440	Nº27 CHAOS RIVERO POL					
7	1:03.150	20.165	22.492	20.493	14:58.590	1	1:19.972	25.430	28.938	25.604	2:47.069
8	1:02.904	20.026	22.350	20.528	16:01.494	2	1:14.406	24.306	25.693	24.407	4:01.475
Nº5 LOPEZ DE MIGUEL HUGO						3	1:09.878	23.965	23.826	22.087	5:11.353
1	1:08.528	24.217	22.826	21.485	9:37.207	4	1:05.972	22.232	22.979	20.761	6:17.325
2	1:08.291	21.067	26.325	20.899	10:45.498	5	1:03.271	20.327	22.349	20.595	7:20.596
3	1:03.851	20.321	22.902	20.628	11:49.349	6	1:03.463	20.271	22.407	20.785	8:24.059
4	1:03.347	20.159	22.521	20.667	12:52.696	7	1:03.264	20.220	22.387	20.657	9:27.323
5	1:03.350	20.308	22.515	20.527	13:56.046	8	1:03.533	20.477	22.381	20.675	10:30.856
6	1:03.530	20.335	22.634	20.561	14:59.576	9	1:03.407	20.295	22.453	20.659	11:34.263
7	1:03.256	20.127	22.481	20.648	16:02.832	10	1:20.959	31.830	28.506	20.623	12:55.222
Nº7 ANTUNEZ GARRIDO DANIEL						11	1:03.269	20.173	22.468	20.628	13:58.491
1	1:06.326	21.991	22.830	21.505	6:04.644	12	1:03.019	20.104	22.338	20.577	15:01.510
2	1:16.892	21.482	22.628	32.782	7:21.536	Nº29 COTA ALONSO JUAN					
3	1:06.010	21.621	22.810	21.579	8:27.546	1	1:06.871	22.541	23.342	20.988	2:37.521
4	1:05.378	21.341	22.780	21.257	9:32.924	2	1:03.873	20.354	22.735	20.784	3:41.394
5	3:19.472	2:27.658	24.722	27.092	12:52.396	3	4:45.907	3:41.291	24.780	39.836	8:27.301
6	1:03.554	20.264	22.676	20.614	13:55.950	4	1:08.165	24.699	22.735	20.731	9:35.466
7	1:03.823	20.563	22.604	20.656	14:59.773	5	1:08.902	21.370	26.860	20.672	10:44.368
Nº19 VAELO LUQUE YERAY						6	1:03.261	20.170	22.571	20.520	11:47.629
1	1:08.628	23.991	23.492	21.145	2:37.459	7	1:03.561	20.126	22.659	20.776	12:51.190
2	1:04.580	21.155	22.755	20.670	3:42.039	8	1:03.326	20.071	22.658	20.597	13:54.516
3	1:03.532	20.239	22.633	20.660	4:45.571	9	1:03.064	20.129	22.438	20.497	14:57.580
4	4:51.325	4:02.646	23.718	24.961	9:36.896	10	1:02.793	20.077	22.319	20.397	16:00.373
5	1:08.275	20.872	26.153	21.250	10:45.171	Nº31 GENE CASANOVAS ERIC					
6	1:03.966	20.406	22.746	20.814	11:49.137	1	1:12.710	22.466	23.299	26.945	9:36.216
7	1:04.156	20.523	22.823	20.810	12:53.293	2	1:08.737	21.177	25.903	21.657	10:44.953
8	1:03.544	20.204	22.710	20.630	13:56.837	3	1:04.788	20.660	23.317	20.811	11:49.741
9	1:03.501	20.481	22.522	20.498	15:00.338	4	1:04.023	20.182	23.218	20.623	12:53.764
10	1:03.523	20.082	22.926	20.515	16:03.861	5	1:03.264	20.134	22.532	20.598	13:57.028
Nº21 MARQUES LOURENÇO						6	1:03.251	20.188	22.476	20.587	15:00.279
1	1:05.323	21.390	22.939	20.994	3:46.587	7	1:03.194	19.971	22.513	20.710	16:03.473
2	1:03.809	20.464	22.592	20.753	4:50.396	Nº33 HURTADO GONZALEZ ALBERTO					
3	1:03.873	20.392	22.652	20.829	5:54.269	1	1:04.769	20.944	23.021	20.804	3:15.121
4	1:04.430	20.834	22.805	20.791	6:58.699	2	1:03.911	20.572	22.653	20.686	4:19.032
5	3:40.688	2:53.710	23.953	23.025	10:39.387	3	1:32.842	31.644	32.471	28.727	5:51.874
6	1:04.197	20.565	22.708	20.924	11:43.584	4	1:04.210	20.974	22.638	20.598	6:56.084

SENIOR

Entrenamientos Privados Colectivos 3 Impar

Valor informativo. No Oficial

Vuelta a vuelta

Vueltas	Tempo por vuelta	Sector 1	Sector 2	Sector 3	Tiempo
5	1:31.395	21.923	29.631	39.841	8:27.479
6	1:08.183	24.592	22.810	20.781	9:35.662
7	1:04.130	20.407	22.716	21.007	10:39.792
8	1:04.502	20.760	22.982	20.760	11:44.294
9	1:07.266	20.374	24.482	22.410	12:51.560
10	1:03.855	20.439	22.715	20.701	13:55.415
11	1:03.914	20.500	22.758	20.656	14:59.329

Nº35 MERINO IBAÑEZ MIKEL

1	1:10.406	25.617	23.522	21.267	2:37.703
2	1:03.999	20.667	22.666	20.666	3:41.702
3	1:03.503	20.233	22.639	20.631	4:45.205
4	1:06.757	20.746	24.051	21.960	5:51.962
5	1:03.676	20.264	22.654	20.758	6:55.638
6	1:17.723	24.634	27.274	25.815	8:13.361
7	1:12.539	20.423	22.876	29.240	9:25.900
8	1:18.671	25.871	26.448	26.352	10:44.571
9	1:03.350	20.242	22.560	20.548	11:47.921
10	1:03.469	20.155	22.607	20.707	12:51.390
11	1:03.603	20.410	22.544	20.649	13:54.993
12	1:03.259	20.122	22.486	20.651	14:58.252
13	1:03.568	20.234	22.705	20.629	16:01.820

Nº37 MARTINEZ AUGÉ OLIVER

1	1:10.426	25.871	23.649	20.906	2:38.057
2	1:04.658	20.795	23.028	20.835	3:42.715
3	1:03.664	20.282	22.698	20.684	4:46.379
4	1:05.142	20.386	23.564	21.192	5:51.521
5	1:04.175	20.411	22.861	20.903	6:55.696
6	1:12.041	23.311	27.937	20.793	8:07.737
7	1:14.747	20.578	29.083	25.086	9:22.484
8	1:11.020	25.467	22.698	22.855	10:33.504
9	1:10.966	25.340	24.864	20.762	11:44.470
10	1:06.856	20.388	23.758	22.710	12:51.326
11	1:04.515	20.792	22.980	20.743	13:55.841
12	1:04.306	20.974	22.603	20.729	15:00.147
13	1:04.409	20.735	22.729	20.945	16:04.556

Nº39 DURAN OLIVE JAN

1	1:09.397	25.015	23.374	21.008	2:37.650
2	1:05.483	21.044	23.496	20.943	3:43.133
3	1:04.065	20.532	22.640	20.893	4:47.198
4	1:04.275	20.564	22.841	20.870	5:51.473
5	4:47.253	4:00.561	23.890	22.802	10:38.726
6	1:11.709	22.538	28.219	20.952	11:50.435
7	1:03.914	20.399	22.800	20.715	12:54.349

Vueltas	Tempo por vuelta	Sector 1	Sector 2	Sector 3	Tiempo
8	1:03.492	20.284	22.499	20.709	13:57.841
9	1:03.552	20.286	22.442	20.824	15:01.393

Nº41 BENITEZ PIZARRO MARC

1	1:09.937	23.478	24.329	22.130	2:41.223
2	1:03.888	20.523	22.653	20.712	3:45.111
3	1:03.297	20.248	22.461	20.588	4:48.408
4	3:23.996	2:34.909	25.066	24.021	8:12.404
5	1:15.832	20.468	27.334	28.030	9:28.236
6	1:04.171	20.848	22.546	20.777	10:32.407
7	1:03.493	20.232	22.544	20.717	11:35.900

Nº45 KELLY JAYDEN

1	1:10.962	26.181	23.796	20.985	2:38.380
2	1:05.053	20.566	23.396	21.091	3:43.433
3	1:04.698	20.901	22.847	20.950	4:48.131
4	1:04.495	20.676	22.837	20.982	5:52.626
5	1:04.430	20.549	22.889	20.992	6:57.056
6	1:06.504	21.299	24.135	21.070	8:03.560
7	3:13.012	2:25.824	24.928	22.260	11:16.572
8	1:04.812	20.752	23.002	21.058	12:21.384
9	1:04.557	20.676	22.815	21.066	13:25.941
10	1:04.840	20.777	22.887	21.176	14:30.781
11	1:04.400	20.728	22.699	20.973	15:35.181

Nº47 CARDOSO VIEIRA LUCAS

1	1:10.407	20.846	26.298	23.263	2:47.417
2	1:04.526	20.835	22.854	20.837	3:51.943
3	1:03.717	20.347	22.627	20.743	4:55.660
4	1:03.803	20.617	22.508	20.678	5:59.463
5	1:03.785	20.411	22.601	20.773	7:03.248
6	3:35.675	2:48.983	23.882	22.810	10:38.923
7	1:04.226	20.632	22.820	20.774	11:43.149
8	1:09.308	20.858	26.269	22.181	12:52.457
9	1:04.768	20.830	23.058	20.880	13:57.225
10	1:04.222	20.449	22.603	21.170	15:01.447

Nº57 SANCHEZ IGLESIAS MARIA

1	2:38.694	1:54.502	23.208	20.984	4:12.905
2	1:04.098	20.568	22.731	20.799	5:17.003
3	1:04.076	20.445	22.743	20.888	6:21.079
4	1:04.128	20.561	22.709	20.858	7:25.207
5	1:04.081	20.496	22.556	21.029	8:29.288
6	1:06.779	22.382	22.929	21.468	9:36.067
7	1:05.203	21.051	23.014	21.138	10:41.270
8	1:04.213	20.517	22.733	20.963	11:45.483
9	1:04.700	20.558	23.079	21.063	12:50.183

SENIOR

Entrenamientos Privados Colectivos 3 Impar

Valor informativo. No Oficial

Vuelta a vuelta

Vueltas	Tiempo por vuelta	Sector 1	Sector 2	Sector 3	Tiempo	Vueltas	Tiempo por vuelta	Sector 1	Sector 2	Sector 3	Tiempo
10	1:04.746	20.649	23.194	20.903	13:54.929	8	1:14.348	25.459	25.073	23.816	10:40.373
Nº61 PINAZO CERRO MARIO						9	1:10.353	21.148	28.158	21.047	11:50.726
1	1:20.360	26.332	24.426	29.602	2:48.148	10	1:05.158	20.606	23.573	20.979	12:55.884
2	1:06.068	21.952	23.016	21.100	3:54.216	11	1:04.576	20.831	22.833	20.912	14:00.460
3	1:04.650	20.642	22.903	21.105	4:58.866	12	1:04.117	20.442	22.682	20.993	15:04.577
4	1:04.647	20.687	22.853	21.107	6:03.513						
5	4:43.679	3:56.473	25.882	21.324	10:47.192						
6	1:04.524	20.703	22.846	20.975	11:51.716						
7	1:04.231	20.470	22.861	20.900	12:55.947						
8	1:04.154	20.646	22.611	20.897	14:00.101						
9	1:04.204	20.654	22.603	20.947	15:04.305						
Nº63 GARCIA TERRON ASIER											
1	1:19.119	25.886	27.911	25.322	2:47.059						
2	1:05.141	21.305	23.040	20.796	3:52.200						
3	1:03.585	20.211	22.598	20.776	4:55.785						
4	1:03.561	20.272	22.435	20.854	5:59.346						
5	4:39.215	3:51.887	22.907	24.421	10:38.561						
6	1:04.136	20.593	22.624	20.919	11:42.697						
7	1:13.005	22.260	29.553	21.192	12:55.702						
8	1:03.946	20.409	22.662	20.875	13:59.648						
9	1:03.771	20.377	22.489	20.905	15:03.419						
Nº65 SERRA SEGURA JORDI											
1	1:13.172	26.741	24.972	21.459	2:41.362						
2	1:04.421	20.760	22.825	20.836	3:45.783						
3	1:04.215	20.515	22.804	20.896	4:49.998						
4	1:04.413	20.483	23.226	20.704	5:54.411						
5	1:04.107	20.576	22.717	20.814	6:58.518						
6	1:04.388	20.510	23.065	20.813	8:02.906						
7	1:04.344	20.505	22.942	20.897	9:07.250						
8	1:04.409	20.539	22.915	20.955	10:11.659						
9	1:04.619	20.595	22.950	21.074	11:16.278						
10	1:04.560	20.673	22.895	20.992	12:20.838						
11	1:04.292	20.536	22.874	20.882	13:25.130						
12	1:05.801	20.592	23.174	22.035	14:30.931						
13	1:04.330	20.934	22.802	20.594	15:35.261						
Nº67 ROBY SARREA ANA FRANCISCA											
1	1:16.802	25.572	27.411	23.819	2:45.438						
2	1:05.734	21.193	23.309	21.232	3:51.172						
3	1:05.492	20.655	23.858	20.979	4:56.664						
4	1:04.307	20.441	22.913	20.953	6:00.971						
5	1:04.434	20.533	22.893	21.008	7:05.405						
6	1:08.120	20.558	23.244	24.318	8:13.525						
7	1:12.500	20.413	22.906	29.181	9:26.025						

SENIOR

Entrenamientos Privados Colectivos 2 Par Clasificación

Documento 4

Sujeto a escrutinio & investigaciones deportivas

Pos.	Nº	Piloto	Nac. P.	Consursante	Nac. C.	Equipamiento	Tiempo	Vlta.	Dif.	Km/h	Total
1	38	ADRIA MUSTIENES GIL	ESP	MDC RACING	ESP	BIREL ART / IAME / VEGA	1:02.511	3		97.85	6
2	40	EDUARDO DOMINGUEZ	ESP	MOL RACING	ESP	BIREL ART / IAME / VEGA	1:02.728	3	0.217	97.51	7
3	12	ALBANY DEL VALLE VIVAS ALVAREZ	ESP	OPTIMUM PROKART RACING TEAM	ESP	CRG / IAME / VEGA	1:02.829	7	0.318	97.35	7
4	46	LUIS ALVES	PRT	GM FUEL	ESP	CRG / IAME / VEGA	1:02.949	3	0.438	97.16	6
5	4	DANIEL BRIZ LLULL	ESP	GM FUEL	ESP	CRG / IAME / VEGA	1:02.982	3	0.471	97.11	6
6	32	NACHO TUÑON GARCIA	ESP	KRS KIDS RACING SCHOOL	ESP	KART REPUBLIC / IAME / VEGA	1:02.986	5	0.475	97.11	5
7	34	JOAN ALUJA OLESTI	ESP	MDC RACING	ESP	BIREL ART / IAME / VEGA	1:02.990	6	0.479	97.10	7
8	14	SANTIAGO DA COSTA RIBEIRO	PRT	ESCOLA DE KARTING DO OESTE	PRT	BIREL ART / IAME / VEGA	1:03.001	3	0.490	97.08	6
9	30	ADRIAN MALHEIRO SUÑE	ESP	GM FUEL	ESP	CRG / IAME / VEGA	1:03.015	3	0.504	97.06	6
10	28	IVAN ARIAS CHAVARRI	ESP	AC MOTORSPORT	ESP	KART REPUBLIC / IAME / VEGA	1:03.042	7	0.531	97.02	7
11	36	POL CAUBIN FEU	ESP	MDC RACING	ESP	BIREL ART / IAME / VEGA	1:03.111	7	0.600	96.91	7
12	6	JAIME SANZ TORRIJOS	ESP	PRAGA RACING SL	ESP	PRAGA / IAME / VEGA	1:03.329	4	0.818	96.58	4
13	66	NICOLAS VIA CASALS	ESP	KIDS TO WIN	ESP	LANDO NORRIS / IAME / VEGA	1:03.482	6	0.971	96.35	7
14	42	LUCAS FEDERICH RODRIGUES	ESP	ALC MOTORSPORT	ESP	KART REPUBLIC / IAME / VEGA	1:03.499	8	0.988	96.32	8
15	68	RAFAEL ORTIZ GOMEZ	ESP	OPTIMUM PROKART RACING TEAM	ESP	CRG / IAME / VEGA	1:03.605	9	1.094	96.16	9
16	10	SAMUEL FIGUEIRAS TEJADA	ESP	ECK MOTORSPORT	ESP	TONY KART / IAME / VEGA	1:03.927	7	1.416	95.68	7
17	62	JOSE ANTONIO PEÑALTA YAGÜE	ESP	KR MOTORSPORT SRL	ITA	KART REPUBLIC / IAME / VEGA	1:04.011	3	1.500	95.55	3
18	58	DANIEL DORTA AMARAL	ESP	MOL RACING	ESP	TONY KART / IAME / VEGA	1:04.133	3	1.622	95.37	3
19	44	DANIEL BRAVO TRIGO	ESP	GTSRACING ENERGY ESPAÑA	ESP	ENERGY / IAME / VEGA	1:04.386	4	1.875	95.00	8
20	64	ALEJANDRO MERINO ESPAÑOL	ESP	GTSRACING ENERGY ESPAÑA	ESP	ENERGY / IAME / VEGA	1:05.226	2	2.715	93.77	8
21	60	ANDER URQUIZA COSTI	ESP	CD KARTING ETXEBARRI	ESP	BIREL ART / IAME / VEGA	1:05.635	1	3.124	93.19	2
No Clasificados											
	2	URBELTZ MOAR MAESTRO	ESP	TDKART RACING	ESP	TONY KART / IAME / VEGA	Sin Tiempo				
	56	ALVARO MATARRANZ ESPINOSA	ESP	GTSRACING ENERGY ESPAÑA	ESP	ENERGY / IAME / VEGA	Sin Tiempo				

Nº56 ALVARO MATARRANZ ESPINOSA : Sin transponder

Tiempo Inicio : 23/09 - 10:30:00

M. Vuelta : Nº38 ADRIA MUSTIENES GIL 1:02.511 97.85 Km/h

SENIOR

Entrenamientos Privados Colectivos 2 Par Mejores tiempos de sector

Valor informativo. No Oficial

S1			S2			S3			Ideal Lap Times					
Pos.	Nº	Tiempo	Pos.	Nº	Tiempo	Pos.	Nº	Tiempo	Pos.	Nº	Piloto	Ideal Lap	Best Lap	Diff.
1	38	19.832	1	38	22.286	1	40	20.307	1	38	ADRIA MUSTIENES GIL	1:02.446	1:02.511	0.065
2	12	19.901	2	30	22.333	2	38	20.328	2	40	EDUARDO DOMINGUEZ	1:02.656	1:02.728	0.072
3	32	19.978	3	34	22.335	3	14	20.404	3	12	ALBANY DEL VALLE VIVAS ALVAREZ	1:02.739	1:02.829	0.090
4	40	20.000	4	40	22.349	4	34	20.415	4	34	JOAN ALUJA OLESTI	1:02.758	1:02.990	0.232
5	34	20.008	5	6	22.354	5	46	20.433	5	14	SANTIAGO DA COSTA RIBEIRO	1:02.839	1:03.001	0.162
6	46	20.015	6	12	22.358	6	32	20.450	6	46	LUIS ALVES	1:02.869	1:02.949	0.080
7	28	20.020	7	14	22.364	7	36	20.467	7	32	NACHO TUÑON GARCIA	1:02.872	1:02.986	0.114
8	36	20.067	8	46	22.421	8	30	20.471	8	30	ADRIAN MALHEIRO SUÑE	1:02.937	1:03.015	0.078
9	14	20.071	9	4	22.429	9	12	20.480	9	36	POL CAUBIN FEU	1:02.972	1:03.111	0.139
10	4	20.072	10	36	22.438	10	4	20.481	10	4	DANIEL BRIZ LLULL	1:02.982	1:02.982	
11	30	20.133	11	32	22.444	11	28	20.513	11	28	IVAN ARIAS CHAVARRI	1:02.989	1:03.042	0.053
12	66	20.217	12	28	22.456	12	66	20.600	12	6	JAIME SANZ TORRIJOS	1:03.329	1:03.329	
13	42	20.283	13	68	22.476	13	6	20.617	13	66	NICOLAS VIA CASALS	1:03.404	1:03.482	0.078
14	68	20.293	14	60	22.577	14	62	20.631	14	42	LUCAS FEDERICH RODRIGUES	1:03.499	1:03.499	
15	60	20.308	15	42	22.579	15	42	20.637	15	68	RAFAEL ORTIZ GOMEZ	1:03.516	1:03.605	0.089
16	58	20.318	16	66	22.587	16	68	20.747	16	60	ANDER URQUIZA COSTI	1:03.810	1:05.635	1.825
17	6	20.358	17	10	22.608	17	10	20.842	17	10	SAMUEL FIGUEIRAS TEJADA	1:03.852	1:03.927	0.075
18	10	20.402	18	58	22.800	18	44	20.857	18	58	DANIEL DORTA AMARAL	1:04.008	1:04.133	0.125
19	44	20.462	19	44	22.808	19	58	20.890	19	62	JOSE ANTONIO PEÑALTA YAGÜE	1:04.011	1:04.011	
20	62	20.548	20	62	22.832	20	60	20.925	20	44	DANIEL BRAVO TRIGO	1:04.127	1:04.386	0.259
21	64	20.636	21	64	23.198	21	64	21.163	21	64	ALEJANDRO MERINO ESPAÑOL	1:04.997	1:05.226	0.229

SENIOR

Entrenamientos Privados Colectivos 2 Par

Valor informativo. No Oficial

Vuelta a vuelta

Vueltas	Tempo por vuelta	Sector 1	Sector 2	Sector 3	Tiempo	Vueltas	Tempo por vuelta	Sector 1	Sector 2	Sector 3	Tiempo
Nº4 BRIZ LLULL DANIEL											
1	1:05.037	21.035	23.117	20.885	3:57.802	7	1:03.042	20.073	22.456	20.513	10:22.005
2	1:04.814	20.745	23.501	20.568	5:02.616	Nº30 MALHEIRO SUÑE ADRIAN					
3	1:02.982	20.072	22.429	20.481	6:05.598	1	1:05.018	21.035	23.290	20.693	3:58.108
4	1:03.011	20.072	22.453	20.486	7:08.609	2	1:03.359	20.309	22.520	20.530	5:01.467
5	1:03.091	20.104	22.489	20.498	8:11.700	3	1:03.015	20.175	22.333	20.507	6:04.482
6	1:05.378	20.285	24.547	20.546	9:17.078	4	1:03.135	20.177	22.471	20.487	7:07.617
Nº6 SANZ TORRIJOS JAIME											
1	1:07.065	22.312	23.889	20.864	7:09.587	5	1:03.865	20.212	22.451	21.202	8:11.482
2	1:17.410	28.491	27.118	21.801	8:26.997	6	1:03.039	20.133	22.435	20.471	9:14.521
3	1:03.673	20.473	22.553	20.647	9:30.670	Nº32 TUÑÓN GARCIA NACHO					
4	1:03.329	20.358	22.354	20.617	10:33.999	1	1:05.965	21.973	23.136	20.856	2:27.506
Nº10 FIGUEIRAS TEJADA SAMUEL											
1	1:06.319	20.966	24.401	20.952	4:00.885	2	4:43.287	3:55.321	24.216	23.750	7:10.793
2	1:04.647	20.799	23.006	20.842	5:05.532	3	1:04.809	20.392	22.728	21.689	8:15.602
3	1:04.348	20.660	22.829	20.859	6:09.880	4	1:03.040	20.111	22.479	20.450	9:18.642
4	1:04.103	20.487	22.763	20.853	7:13.983	5	1:02.986	19.978	22.444	20.564	10:21.628
5	1:04.003	20.402	22.698	20.903	8:17.986	Nº34 ALUJA OLESTI JOAN					
6	1:04.001	20.439	22.685	20.877	9:21.987	1	1:04.232	20.483	23.096	20.653	3:59.805
7	1:03.927	20.425	22.608	20.894	10:25.914	2	1:03.752	20.282	22.550	20.920	5:03.557
Nº12 VIVAS ALVAREZ ALBANY DEL VALLE											
1	1:04.704	20.415	23.741	20.548	4:01.190	3	1:03.088	20.187	22.335	20.566	6:06.645
2	1:03.873	20.145	22.853	20.875	5:05.063	4	1:03.048	20.098	22.393	20.557	7:09.693
3	1:03.140	19.901	22.735	20.504	6:08.203	5	1:03.238	20.213	22.438	20.587	8:12.931
4	1:03.387	20.321	22.575	20.491	7:11.590	6	1:02.990	20.121	22.454	20.415	9:15.921
5	1:03.217	19.975	22.615	20.627	8:14.807	7	1:03.276	20.008	22.715	20.553	10:19.197
6	1:02.939	20.034	22.425	20.480	9:17.746	Nº36 CAUBIN FEU POL					
7	1:02.829	19.951	22.358	20.520	10:20.575	1	1:04.684	20.615	23.317	20.752	4:00.335
Nº14 DA COSTA RIBEIRO SANTIAGO											
1	1:04.958	21.005	23.173	20.780	3:57.961	2	1:04.026	20.157	23.225	20.644	5:04.361
2	1:03.728	20.335	22.856	20.537	5:01.689	3	1:03.937	20.125	23.127	20.685	6:08.298
3	1:03.001	20.165	22.375	20.461	6:04.690	4	1:03.599	20.337	22.795	20.467	7:11.897
4	1:03.465	20.071	22.499	20.895	7:08.155	5	1:03.173	20.067	22.498	20.608	8:15.070
5	1:03.094	20.229	22.364	20.501	8:11.249	6	1:03.321	20.286	22.438	20.597	9:18.391
6	1:04.115	20.442	23.269	20.404	9:15.364	7	1:03.111	20.077	22.466	20.568	10:21.502
Nº28 ARIAS CHAVARRI IVAN											
1	1:07.334	21.877	24.781	20.676	4:00.980	Nº38 MUSTIENES GIL ADRIA					
2	1:03.695	20.280	22.686	20.729	5:04.675	1	1:04.573	20.394	23.546	20.633	4:00.707
3	1:03.337	20.020	22.672	20.645	6:08.012	2	1:03.373	20.195	22.572	20.606	5:04.080
4	1:03.550	20.437	22.539	20.574	7:11.562	3	1:02.511	19.857	22.286	20.368	6:06.591
5	1:03.414	20.229	22.506	20.679	8:14.976	4	1:03.050	19.832	22.449	20.769	7:09.641
6	1:03.987	20.488	22.875	20.624	9:18.963	5	1:02.900	20.124	22.311	20.465	8:12.541
Nº40 DOMINGUEZ EDUARDO											
1	1:05.514	21.356	23.481	20.677	3:58.731	6	1:02.661	19.968	22.365	20.328	9:15.202
2	1:03.639	20.141	22.849	20.649	5:02.370	Nº32 MUSTIENES GIL ADRIA					
3	1:02.728	20.022	22.399	20.307	6:05.098	1	1:04.573	20.394	23.546	20.633	4:00.707
4	1:02.968	20.000	22.349	20.619	7:08.066	2	1:03.373	20.195	22.572	20.606	5:04.080

SENIOR

Entrenamientos Privados Colectivos 2 Par

Valor informativo. No Oficial

Vuelta a vuelta

Vueltas	Tempo por vuelta	Sector 1	Sector 2	Sector 3	Tiempo
5	1:03.134	20.163	22.383	20.588	8:11.200
6	1:03.622	20.399	22.870	20.353	9:14.822
7	1:04.319	20.006	23.632	20.681	10:19.141

Nº42 FEDERICH RODRIGUES LUCAS

1	1:06.614	21.813	23.584	21.217	2:29.312
2	1:04.661	20.926	22.865	20.870	3:33.973
3	1:03.900	20.483	22.669	20.748	4:37.873
4	1:04.094	20.367	22.738	20.989	5:41.967
5	1:25.256	36.585	26.329	22.342	7:07.223
6	1:05.565	21.796	22.819	20.950	8:12.788
7	1:03.915	20.561	22.650	20.704	9:16.703
8	1:03.499	20.283	22.579	20.637	10:20.202

Nº44 BRAVO TRIGO DANIEL

1	1:06.628	22.122	23.415	21.091	2:28.327
2	1:04.582	20.621	22.903	21.058	3:32.909
3	1:04.483	20.685	22.941	20.857	4:37.392
4	1:04.386	20.462	23.002	20.922	5:41.778
5	1:18.414	33.911	23.520	20.983	7:00.192
6	1:04.403	20.559	22.808	21.036	8:04.595
7	1:09.385	25.063	23.280	21.042	9:13.980
8	1:05.108	20.518	23.174	21.416	10:19.088

Nº46 ALVES LUIS

1	1:04.978	21.116	23.091	20.771	3:58.299
2	1:03.707	20.348	22.819	20.540	5:02.006
3	1:02.949	20.073	22.421	20.455	6:04.955
4	1:03.260	20.257	22.453	20.550	7:08.215
5	1:03.709	20.438	22.773	20.498	8:11.924
6	1:03.161	20.015	22.713	20.433	9:15.085

Nº58 DORTA AMARAL DANIEL

1	1:07.352	22.436	23.469	21.447	2:29.398
2	1:04.877	20.966	23.021	20.890	3:34.275
3	1:04.133	20.318	22.800	21.015	4:38.408

Nº60 URQUIZA COSTI ANDER

1	1:05.635	21.362	23.348	20.925	3:59.587
2	1:05.886	20.308	22.577	23.001	5:05.473

Nº62 PEÑALTA YAGÜE JOSE ANTONIO

1	6:31.843	5:20.548	39.681	31.614	7:55.003
2	1:11.138	25.816	24.290	21.032	9:06.141
3	1:04.011	20.548	22.832	20.631	10:10.152

Nº64 MERINO ESPAÑOL ALEJANDRO

1	1:06.451	21.514	23.603	21.334	2:30.313
2	1:05.226	20.636	23.316	21.274	3:35.539

Vueltas	Tempo por vuelta	Sector 1	Sector 2	Sector 3	Tiempo
3	1:05.257	20.777	23.271	21.209	4:40.796
4	1:05.308	20.748	23.340	21.220	5:46.104
5	1:05.279	20.913	23.203	21.163	6:51.383
6	1:05.690	20.730	23.496	21.464	7:57.073
7	1:05.612	21.002	23.271	21.339	9:02.685
8	1:05.379	20.947	23.198	21.234	10:08.064

Nº66 VIA CASALS NICOLAS

1	1:05.467	21.117	23.275	21.075	3:59.554
2	1:04.579	20.797	22.960	20.822	5:04.133
3	1:03.745	20.246	22.854	20.645	6:07.878
4	1:04.614	21.073	22.886	20.655	7:12.492
5	1:03.642	20.231	22.720	20.691	8:16.134
6	1:03.482	20.217	22.593	20.672	9:19.616
7	1:03.484	20.297	22.587	20.600	10:23.100

Nº68 ORTIZ GOMEZ RAFAEL

1	1:04.817	20.851	22.860	21.106	2:26.483
2	1:04.138	20.526	22.766	20.846	3:30.621
3	1:04.157	20.293	22.623	21.241	4:34.778
4	1:07.564	20.429	25.525	21.610	5:42.342
5	1:03.625	20.368	22.506	20.751	6:45.967
6	1:03.851	20.294	22.519	21.038	7:49.818
7	1:03.796	20.419	22.490	20.887	8:53.614
8	1:04.875	20.296	22.529	22.050	9:58.489
9	1:03.605	20.382	22.476	20.747	11:02.094

SENIOR

Entrenamientos Privados Colectivos 2 Impar Clasificación

Documento 5

Sujeto a escrutinio & investigaciones deportivas

Pos.	Nº	Piloto	Nac. P.	Consursante	Nac. C.	Equipamiento	Tiempo	Vlta.	Dif.	Km/h	Total
1	29	JUAN COTA ALONSO		KR MOTORSPORT SRL		KART REPUBLIC / IAME / VEGA	1:02.551	5		97.78	5
2	5	HUGO LOPEZ DE MIGUEL		PRAGA RACING SL		PRAGA / IAME / VEGA	1:02.656	3	0.105	97.62	3
3	27	POL CHAOS RIVERO		MDC RACING		BIREL ART / IAME / VEGA	1:02.743	3	0.192	97.48	3
4	7	DANIEL ANTUNEZ GARRIDO		TDKART RACING		TONY KART / IAME / VEGA	1:02.963	3	0.412	97.14	3
5	3	ELOI GONZALEZ MORENO		MONLAU COMPETICION C.E.		REDSPEED / IAME / VEGA	1:03.056	3	0.505	97.00	3
6	31	ERIC GENE CASANOVAS		MOL RACING		BIREL ART / IAME / VEGA	1:03.063	3	0.512	96.99	3
7	19	YERAY VAELO LUQUE		PAROLIN SPAIN		PAROLIN / IAME / VEGA	1:03.169	2	0.618	96.83	3
8	35	MIKEL MERINO IBAÑEZ		DG MOTORSPORT		KART REPUBLIC / IAME / VEGA	1:03.285	3	0.734	96.65	3
9	33	ALBERTO HURTADO GONZALEZ		FEDERACION ANDALUZA DE AUTOMOVIL		LANDO NORRIS / IAME / VEGA	1:03.407	2	0.856	96.46	3
10	41	MARC BENITEZ PIZARRO		OSCAR BENITEZ PUIG		TONY KART / IAME / VEGA	1:03.428	2	0.877	96.43	3
11	21	LOURENÇO MARQUES		ANDRE MARQUES		KART REPUBLIC / IAME / VEGA	1:03.438	3	0.887	96.42	3
12	47	LUCAS CARDOSO VIEIRA		CLAUDIO ESTEFANIO FERNANDES VIEI		KART REPUBLIC / IAME / VEGA	1:03.460	3	0.909	96.38	3
13	39	JAN DURAN OLIVE		MONLAU COMPETICION C.E.		REDSPEED / IAME / VEGA	1:03.471	3	0.920	96.37	3
14	37	OLIVER MARTINEZ AUGE		ECK MOTORSPORT		TONY KART / IAME / VEGA	1:03.570	3	1.019	96.22	3
15	23	JOSE ANTONIO MANNUCCI SCHROEDER		TDKART RACING		TONY KART / IAME / VEGA	1:03.594	3	1.043	96.18	3
16	65	JORDI SERRA SEGURA		GM FUEL		CRG / IAME / VEGA	1:04.006	5	1.455	95.56	5
17	45	JAYDEN KELLY		GM FUEL		CRG / IAME / VEGA	1:04.275	3	1.724	95.16	3
18	61	MARIO PINAZO CERRO		KR MOTORSPORT SRL		KART REPUBLIC / IAME / VEGA	1:04.446	3	1.895	94.91	3
19	67	ANA FRANCISCA ROBY SARREA		TDKART RACING		KOSMIC / IAME / VEGA	1:04.459	3	1.908	94.89	3
20	57	MARIA SANCHEZ IGLESIAS		FALCON RACING TEAM		ENERGY / IAME / VEGA	1:04.492	4	1.941	94.84	8
21	63	ASIER GARCIA TERRON		MDC RACING		BIREL ART / IAME / VEGA	1:04.568	2	2.017	94.73	2
22	59	AIRE HARUN		ALC MOTORSPORT		KART REPUBLIC / IAME / VEGA	1:06.326	4	3.775	92.22	4
No Clasificados											
	17	ARNAU RAFOLS PAZ		MONLAU COMPETICION C.E.		REDSPEED / IAME / VEGA	Sin Tiempo				
	43	FRANCISCO CARDOSO COSTA		MONLAU COMPETICION C.E.		REDSPEED / IAME / VEGA	Sin Tiempo				

Tiempo Inicio : 23/09 - 10:45:51

M. Vuelta : Nº29 JUAN COTA ALONSO

1:02.551 97.78 Km/h

SENIOR

Entrenamientos Privados Colectivos 2 Impar

Valor informativo. No Oficial

Mejores tiempos de sector

S1			S2			S3			Ideal Lap Times					
Pos.	Nº	Tiempo	Pos.	Nº	Tiempo	Pos.	Nº	Tiempo	Pos.	Nº	Piloto	Ideal Lap	Best Lap	Diff.
1	29	19.933	1	5	22.226	1	29	20.339	1	29	JUAN COTA ALONSO	1:02.551	1:02.551	
2	27	19.981	2	29	22.279	2	27	20.361	2	27	POL CHAOS RIVERO	1:02.632	1:02.743	0.111
3	5	20.010	3	27	22.290	3	19	20.380	3	5	HUGO LOPEZ DE MIGUEL	1:02.656	1:02.656	
4	7	20.088	4	7	22.300	4	41	20.402	4	7	DANIEL ANTUNEZ GARRIDO	1:02.866	1:02.963	0.097
5	31	20.097	5	3	22.334	5	5	20.420	5	3	ELOI GONZALEZ MORENO	1:03.056	1:03.056	
6	41	20.122	6	31	22.421	6	7	20.478	6	31	ERIC GENE CASANOVAS	1:03.063	1:03.063	
7	19	20.190	7	39	22.437	7	3	20.505	7	41	MARC BENITEZ PIZARRO	1:03.114	1:03.428	0.314
8	33	20.213	8	35	22.473	8	33	20.507	8	19	YERAY VAELO LUQUE	1:03.143	1:03.169	0.026
9	3	20.217	9	21	22.504	9	31	20.545	9	33	ALBERTO HURTADO GONZALEZ	1:03.252	1:03.407	0.155
10	47	20.227	10	33	22.532	10	39	20.568	10	35	MIKEL MERINO IBAÑEZ	1:03.285	1:03.285	
11	35	20.240	11	47	22.567	11	35	20.572	11	39	JAN DURAN OLIVE	1:03.394	1:03.471	0.077
12	37	20.259	12	19	22.573	12	37	20.602	12	21	LOURENÇO MARQUES	1:03.438	1:03.438	
13	23	20.280	13	41	22.590	13	23	20.605	13	47	LUCAS CARDOSO VIEIRA	1:03.460	1:03.460	
14	21	20.289	14	37	22.654	14	67	20.640	14	37	OLIVER MARTINEZ AUGE	1:03.515	1:03.570	0.055
15	39	20.389	15	23	22.709	15	21	20.645	15	23	JOSE ANTONIO MANNUCCI SCHROEDER	1:03.594	1:03.594	
16	65	20.422	16	65	22.804	16	47	20.666	16	65	JORDI SERRA SEGURA	1:03.920	1:04.006	0.086
17	67	20.553	16	63	22.804	17	65	20.694	17	67	ANA FRANCISCA ROBY SARREA	1:04.049	1:04.459	0.410
18	57	20.558	18	57	22.849	18	61	20.751	18	45	JAYDEN KELLY	1:04.224	1:04.275	0.051
19	45	20.578	19	67	22.856	19	45	20.782	19	57	MARIA SANCHEZ IGLESIAS	1:04.412	1:04.492	0.080
20	63	20.709	20	45	22.864	20	57	21.005	20	61	MARIO PINAZO CERRO	1:04.446	1:04.446	
21	61	20.716	21	61	22.979	21	63	21.008	21	63	ASIER GARCIA TERRON	1:04.521	1:04.568	0.047
22	59	21.848	22	59	23.230	22	59	21.248	22	59	AIRE HARUN	1:06.326	1:06.326	

SENIOR

Entrenamientos Privados Colectivos 2 Impar

Valor informativo. No Oficial

Vuelta a vuelta

Vueltas	Tempo por vuelta	Sector 1	Sector 2	Sector 3	Tiempo	Vueltas	Tempo por vuelta	Sector 1	Sector 2	Sector 3	Tiempo
Nº3 GONZALEZ MORENO ELOI						Nº35 MERINO IBAÑEZ MIKEL					
1	1:03.704	20.429	22.591	20.684	8:34.341	1	1:04.160	20.508	22.903	20.749	8:41.040
2	1:03.194	20.224	22.355	20.615	9:37.535	2	1:03.595	20.341	22.633	20.621	9:44.635
3	1:03.056	20.217	22.334	20.505	10:40.591	3	1:03.285	20.240	22.473	20.572	10:47.920
Nº5 LOPEZ DE MIGUEL HUGO						Nº37 MARTINEZ AUGE OLIVER					
1	1:09.628	23.457	25.416	20.755	8:52.969	1	1:05.875	21.560	23.294	21.021	8:43.179
2	1:03.018	20.099	22.489	20.430	9:55.987	2	1:04.126	20.799	22.654	20.673	9:47.305
3	1:02.656	20.010	22.226	20.420	10:58.643	3	1:03.570	20.259	22.709	20.602	10:50.875
Nº7 ANTUNEZ GARRIDO DANIEL						Nº39 DURAN OLIVE JAN					
1	1:04.871	20.783	23.224	20.864	8:42.601	1	1:04.749	20.951	22.917	20.881	8:41.747
2	1:02.973	20.122	22.373	20.478	9:45.574	2	1:03.736	20.389	22.665	20.682	9:45.483
3	1:02.963	20.088	22.300	20.575	10:48.537	3	1:03.471	20.466	22.437	20.568	10:48.954
Nº19 VAELO LUQUE YERAY						Nº41 BENITEZ PIZARRO MARC					
1	1:04.556	20.614	23.258	20.684	8:49.710	1	1:04.648	20.892	22.935	20.821	8:49.337
2	1:03.169	20.190	22.573	20.406	9:52.879	2	1:03.428	20.122	22.714	20.592	9:52.765
3	1:03.805	20.344	23.081	20.380	10:56.684	3	1:03.553	20.561	22.590	20.402	10:56.318
Nº21 MARQUES LOURENÇO						Nº45 KELLY JAYDEN					
1	1:07.233	21.505	24.349	21.379	8:18.516	1	1:06.094	20.946	23.926	21.222	8:43.032
2	1:04.269	20.459	22.920	20.890	9:22.785	2	1:04.995	21.030	23.183	20.782	9:48.027
3	1:03.438	20.289	22.504	20.645	10:26.223	3	1:04.275	20.578	22.864	20.833	10:52.302
Nº23 MANNUCCI SCHROEDER JOSE ANTONIO						Nº47 CARDOSO VIEIRA LUCAS					
1	1:05.951	21.259	23.493	21.199	8:43.130	1	1:08.653	23.159	24.514	20.980	8:18.855
2	1:04.044	20.414	22.900	20.730	9:47.174	2	1:03.847	20.354	22.764	20.729	9:22.702
3	1:03.594	20.280	22.709	20.605	10:50.768	3	1:03.460	20.227	22.567	20.666	10:26.162
Nº27 CHAOS RIVERO POL						Nº57 SANCHEZ IGLESIAS MARIA					
1	1:03.507	20.329	22.577	20.601	8:50.839	1	1:06.209	21.677	23.294	21.238	2:44.909
2	1:02.833	20.182	22.290	20.361	9:53.672	2	1:05.068	20.857	23.062	21.149	3:49.977
3	1:02.743	19.981	22.383	20.379	10:56.415	3	1:05.035	20.809	23.058	21.168	4:55.012
Nº29 COTA ALONSO JUAN						Nº59 HARUN AIRE					
1	1:04.167	20.558	22.800	20.809	2:52.746	4	1:04.492	20.638	22.849	21.005	5:59.504
2	4:51.181	3:58.934	30.670	21.577	7:43.927	5	1:05.784	20.558	23.841	21.385	7:05.288
3	1:09.310	20.750	26.665	21.895	8:53.237	6	1:05.068	20.780	23.054	21.234	8:10.356
4	1:02.936	20.025	22.466	20.445	9:56.173	7	1:05.002	20.857	22.998	21.147	9:15.358
5	1:02.551	19.933	22.279	20.339	10:58.724	8	1:04.867	20.741	22.887	21.239	10:20.225
Nº31 GENE CASANOVAS ERIC						Nº61 PINAZO CERRO MARIO					
1	1:07.829	20.526	26.557	20.746	8:52.378	1	1:06.434	21.594	23.696	21.144	8:43.559
2	1:03.168	20.186	22.430	20.552	9:55.546	2	1:04.989	20.907	23.266	20.816	9:48.548
3	1:03.063	20.097	22.421	20.545	10:58.609	3	1:04.446	20.716	22.979	20.751	10:52.994
Nº33 HURTADO GONZALEZ ALBERTO											
1	1:04.780	21.083	22.994	20.703	8:49.412						
2	1:03.407	20.213	22.687	20.507	9:52.819						
3	1:03.448	20.290	22.532	20.626	10:56.267						

SENIOR

Entrenamientos Privados Colectivos 2 Impar

Vuelta a vuelta

Valor informativo. No Oficial

Vueltas	Tempo por vuelta	Sector 1	Sector 2	Sector 3	Tiempo
Nº63 GARCIA TERRON ASIER					
1	1:04.649	20.709	22.857	21.083	5:57.143
2	1:04.568	20.756	22.804	21.008	7:01.711
Nº65 SERRA SEGURA JORDI					
1	1:05.231	20.754	23.392	21.085	6:07.194
2	1:04.867	20.792	23.102	20.973	7:12.061
3	1:04.914	20.855	23.164	20.895	8:16.975
4	1:04.155	20.422	22.820	20.913	9:21.130
5	1:04.006	20.508	22.804	20.694	10:25.136
Nº67 ROBY SARREA ANA FRANCISCA					
1	1:05.072	20.553	23.405	21.114	8:43.613
2	1:04.523	20.781	22.946	20.796	9:48.136
3	1:04.459	20.963	22.856	20.640	10:52.595

SENIOR

Entrenamientos Privados Colectivos 1 Par Clasificación

Documento 2

Sujeto a escrutinio & investigaciones deportivas

Pos.	Nº	Piloto	Nac. P.	Consursante	Nac. C.	Equipamiento	Tiempo Vlt.	Dif.	Km/h	Total	
1	6	JAIME SANZ TORRIJOS		PRAGA RACING SL		PRAGA / IAME / VEGA	1:03.289	6	96.64	6	
2	14	SANTIAGO DA COSTA RIBEIRO		ESCOLA DE KARTING DO OESTE		BIREL ART / IAME / VEGA	1:03.567	6	0.278	96.22	7
3	68	RAFAEL ORTIZ GOMEZ		OPTIMUM PROKART RACING TEAM		CRG / IAME / VEGA	1:03.594	7	0.305	96.18	8
4	30	ADRIAN MALHEIRO SUÑE		GM FUEL		CRG / IAME / VEGA	1:03.743	5	0.454	95.95	7
5	38	ADRIA MUSTIENES GIL		MDC RACING		BIREL ART / IAME / VEGA	1:03.799	6	0.510	95.87	7
6	4	DANIEL BRIZ LLULL		GM FUEL		CRG / IAME / VEGA	1:03.854	5	0.565	95.79	6
7	46	LUIS ALVES		GM FUEL		CRG / IAME / VEGA	1:03.941	6	0.652	95.66	6
8	28	IVAN ARIAS CHAVARRI		AC MOTORSPORT		KART REPUBLIC / IAME / VEGA	1:04.188	6	0.899	95.29	8
9	60	ANDER URQUIZA COSTI		CD KARTING ETXEBARRI		BIREL ART / IAME / VEGA	1:04.200	7	0.911	95.27	8
10	42	LUCAS FEDERICH RODRIGUES		ALC MOTORSPORT		KART REPUBLIC / IAME / VEGA	1:04.290	5	1.001	95.14	8
11	66	NICOLAS VIA CASALS		KIDS TO WIN		LANDO NORRIS / IAME / VEGA	1:04.369	6	1.080	95.02	8
12	62	JOSE ANTONIO PEÑALTA YAGÜE		KR MOTORSPORT SRL		KART REPUBLIC / IAME / VEGA	1:04.427	8	1.138	94.94	8
13	40	EDUARDO DOMINGUEZ		MOL RACING		BIREL ART / IAME / VEGA	1:04.569	8	1.280	94.73	8
14	36	POL CAUBIN FEU		MDC RACING		BIREL ART / IAME / VEGA	1:04.576	7	1.287	94.72	7
15	10	SAMUEL FIGUEIRAS TEJADA		ECK MOTORSPORT		TONY KART / IAME / VEGA	1:04.845	7	1.556	94.32	8
16	44	DANIEL BRAVO TRIGO		GTSRACING ENERGY ESPAÑA		ENERGY / IAME / VEGA	1:05.051	4	1.762	94.02	8
17	32	NACHO TUÑON GARCIA		KRS KIDS RACING SCHOOL		KART REPUBLIC / IAME / VEGA	1:05.168	8	1.879	93.86	8
18	12	ALBANY DEL VALLE VIVAS ALVAREZ		OPTIMUM PROKART RACING TEAM		CRG / IAME / VEGA	1:05.295	7	2.006	93.67	8
19	58	DANIEL DORTA AMARAL		MOL RACING		TONY KART / IAME / VEGA	1:06.192	7	2.903	92.40	8
20	64	ALEJANDRO MERINO ESPAÑOL		GTSRACING ENERGY ESPAÑA		ENERGY / IAME / VEGA	1:06.797	5	3.508	91.57	8
No Clasificados											
	2	URBELTZ MOAR MAESTRO		TDKART RACING		TONY KART / IAME / VEGA	Sin Tiempo				
	34	JOAN ALUJA OLESTI		MDC RACING		BIREL ART / IAME / VEGA	Sin Tiempo				
	56	ALVARO MATARRANZ ESPINOSA		GTSRACING ENERGY ESPAÑA		ENERGY / IAME / VEGA	Sin Tiempo				

Nº56 ALVARO MATARRANZ ESPINOSA : Sin transponder

Tiempo Inicio : 23/09 - 09:00:01

M. Vuelta : Nº6 JAIME SANZ TORRIJOS

1:03.289 96.64 Km/h

SENIOR

Entrenamientos Privados Colectivos 1 Par Mejores tiempos de sector

Valor informativo. No Oficial

S1			S2			S3			Ideal Lap Times					
Pos.	Nº	Tiempo	Pos.	Nº	Tiempo	Pos.	Nº	Tiempo	Pos.	Nº	Piloto	Ideal Lap	Best Lap	Diff.
1	6	20.167	1	6	22.482	1	68	20.540	1	6	JAIME SANZ TORRIJOS	1:03.289	1:03.289	
2	14	20.204	2	30	22.532	2	40	20.601	2	68	RAFAEL ORTIZ GOMEZ	1:03.509	1:03.594	0.085
3	46	20.261	3	38	22.583	3	30	20.615	3	14	SANTIAGO DA COSTA RIBEIRO	1:03.513	1:03.567	0.054
4	38	20.331	4	68	22.634	4	14	20.616	4	30	ADRIAN MALHEIRO SUÑE	1:03.568	1:03.743	0.175
5	68	20.335	5	40	22.661	5	6	20.640	5	38	ADRIA MUSTIENES GIL	1:03.653	1:03.799	0.146
6	4	20.346	6	14	22.693	6	4	20.641	6	4	DANIEL BRIZ LLULL	1:03.712	1:03.854	0.142
7	30	20.421	7	32	22.714	7	46	20.702	7	46	LUIS ALVES	1:03.856	1:03.941	0.085
8	66	20.480	8	4	22.725	8	38	20.739	8	60	ANDER URQUIZA COSTI	1:04.097	1:04.200	0.103
9	28	20.495	9	60	22.743	9	28	20.759	9	28	IVAN ARIAS CHAVARRI	1:04.152	1:04.188	0.036
10	60	20.553	10	42	22.803	10	66	20.779	10	62	JOSE ANTONIO PEÑALTA YAGÜE	1:04.250	1:04.427	0.177
11	42	20.583	11	62	22.860	11	32	20.788	10	42	LUCAS FEDERICH RODRIGUES	1:04.250	1:04.290	0.040
12	62	20.586	12	46	22.893	12	60	20.801	12	66	NICOLAS VIA CASALS	1:04.319	1:04.369	0.050
13	12	20.647	13	28	22.898	13	62	20.804	13	40	EDUARDO DOMINGUEZ	1:04.569	1:04.569	
14	36	20.692	14	36	22.921	14	42	20.864	14	36	POL CAUBIN FEU	1:04.576	1:04.576	
15	10	20.783	15	10	22.941	15	36	20.963	15	10	SAMUEL FIGUEIRAS TEJADA	1:04.799	1:04.845	0.046
16	44	20.791	16	66	23.060	16	44	21.002	16	44	DANIEL BRAVO TRIGO	1:04.879	1:05.051	0.172
17	58	21.277	17	44	23.086	17	12	21.026	17	12	ALBANY DEL VALLE VIVAS ALVAREZ	1:04.980	1:05.295	0.315
18	64	21.285	18	12	23.307	18	10	21.075	18	32	NACHO TUÑÓN GARCIA	1:05.037	1:05.168	0.131
19	40	21.307	19	58	23.541	19	58	21.278	19	58	DANIEL DORTA AMARAL	1:06.096	1:06.192	0.096
20	32	21.535	20	64	23.751	20	64	21.633	20	64	ALEJANDRO MERINO ESPAÑOL	1:06.669	1:06.797	0.128

SENIOR

Entrenamientos Privados Colectivos 1 Par

Valor informativo. No Oficial

Vuelta a vuelta

Vueltas	Tempo por vuelta	Sector 1	Sector 2	Sector 3	Tiempo	Vueltas	Tempo por vuelta	Sector 1	Sector 2	Sector 3	Tiempo
N°4 BRIZ LLULL DANIEL						2	1:11.340	23.548	26.531	21.261	3:54.846
1	1:06.144	21.345	23.681	21.118	2:41.295	3	1:05.427	21.204	23.336	20.887	5:00.273
2	1:04.850	20.808	23.122	20.920	3:46.145	4	1:04.988	20.497	23.076	21.415	6:05.261
3	1:04.161	20.444	22.963	20.754	4:50.306	5	1:04.589	20.763	22.987	20.839	7:09.850
4	1:03.981	20.424	22.916	20.641	5:54.287	6	1:04.188	20.495	22.934	20.759	8:14.038
5	1:03.854	20.386	22.725	20.743	6:58.141	7	1:04.249	20.536	22.898	20.815	9:18.287
6	1:03.892	20.346	22.770	20.776	8:02.033	8	1:04.271	20.502	22.931	20.838	10:22.558
N°6 SANZ TORRIJOS JAIME						N°30 MALHEIRO SUÑE ADRIAN					
1	1:07.698	22.718	23.753	21.227	2:45.124	1	1:06.544	21.664	23.743	21.137	2:40.554
2	1:09.090	22.204	25.997	20.889	3:54.214	2	1:04.625	20.654	23.049	20.922	3:45.179
3	1:04.646	20.878	22.968	20.800	4:58.860	3	1:04.373	20.635	22.926	20.812	4:49.552
4	1:03.753	20.410	22.621	20.722	6:02.613	4	1:04.134	20.565	22.784	20.785	5:53.686
5	1:03.609	20.324	22.553	20.732	7:06.222	5	1:03.743	20.421	22.624	20.698	6:57.429
6	1:03.289	20.167	22.482	20.640	8:09.511	6	2:51.004	2:07.535	22.794	20.675	9:48.433
N°10 FIGUEIRAS TEJADA SAMUEL						7	1:04.224	21.077	22.532	20.615	10:52.657
1	1:08.990	23.536	24.024	21.430	2:46.254	N°32 TUÑÓN GARCIA NACHO					
2	1:07.649	21.371	25.150	21.128	3:53.903	1	1:14.168	24.805	25.733	23.630	2:55.657
3	1:06.293	21.856	23.362	21.075	5:00.196	2	1:11.542	23.543	25.043	22.956	4:07.199
4	1:05.361	20.871	23.376	21.114	6:05.557	3	1:09.105	22.670	24.450	21.985	5:16.304
5	1:05.174	20.801	23.258	21.115	7:10.731	4	1:10.486	24.329	24.705	21.452	6:26.790
6	1:05.238	20.845	23.318	21.075	8:15.969	5	1:07.006	21.910	23.724	21.372	7:33.796
7	1:04.845	20.783	22.941	21.121	9:20.814	6	1:06.842	21.975	23.722	21.145	8:40.638
8	1:04.963	20.835	23.019	21.109	10:25.777	7	1:06.164	21.535	23.535	21.094	9:46.802
N°12 VIVAS ALVAREZ ALBANY DEL VALLE						8	1:05.168	21.666	22.714	20.788	10:51.970
1	1:09.582	23.417	24.474	21.691	2:46.025	N°36 CAUBIN FEU POL					
2	1:07.307	21.675	24.320	21.312	3:53.332	1	1:18.940	27.896	26.821	24.223	2:58.729
3	1:06.107	21.059	23.801	21.247	4:59.439	2	1:13.037	24.232	25.127	23.678	4:11.766
4	1:05.761	20.756	23.387	21.618	6:05.200	3	1:11.506	23.805	24.712	22.989	5:23.272
5	1:05.315	20.982	23.307	21.026	7:10.515	4	1:29.391	24.678	34.730	29.983	6:52.663
6	1:05.960	20.838	23.749	21.373	8:16.475	5	1:11.313	24.399	25.802	21.112	8:03.976
7	1:05.295	20.647	23.349	21.299	9:21.770	6	1:04.878	20.781	23.089	21.008	9:08.854
8	1:05.572	20.756	23.430	21.386	10:27.342	7	1:04.576	20.692	22.921	20.963	10:13.430
N°14 DA COSTA RIBEIRO SANTIAGO						N°38 MUSTIENES GIL ADRIA					
1	1:06.646	21.721	23.789	21.136	2:42.471	1	1:07.779	22.425	24.012	21.342	2:47.996
2	1:04.717	20.698	23.104	20.915	3:47.188	2	1:05.382	20.926	23.506	20.950	3:53.378
3	1:04.261	20.370	23.036	20.855	4:51.449	3	1:04.261	20.390	22.990	20.881	4:57.639
4	1:03.968	20.347	22.861	20.760	5:55.417	4	1:03.845	20.384	22.722	20.739	6:01.484
5	1:03.657	20.331	22.710	20.616	6:59.074	5	1:03.898	20.331	22.818	20.749	7:05.382
6	1:03.567	20.204	22.731	20.632	8:02.641	6	1:03.799	20.386	22.583	20.830	8:09.181
7	1:03.830	20.297	22.693	20.840	9:06.471	7	1:04.343	20.620	22.935	20.788	9:13.524
N°28 ARIAS CHAVARRI IVAN						N°40 DOMINGUEZ EDUARDO					
1	1:08.024	22.773	24.003	21.248	2:43.506	1	1:19.714	27.179	27.340	25.195	2:54.884
						2	1:14.936	25.524	25.679	23.733	4:09.820

SENIOR

Entrenamientos Privados Colectivos 1 Par

Valor informativo. No Oficial

Vuelta a vuelta

Vueltas	Tempo por vuelta	Sector 1	Sector 2	Sector 3	Tiempo
3	1:09.068	23.142	23.896	22.030	5:18.888
4	1:07.484	22.406	23.397	21.681	6:26.372
5	1:06.339	21.899	23.442	20.998	7:32.711
6	1:05.636	21.632	23.127	20.877	8:38.347
7	1:04.849	21.383	22.707	20.759	9:43.196
8	1:04.569	21.307	22.661	20.601	10:47.765

Nº42 FEDERICH RODRIGUES LUCAS

1	1:06.587	21.592	23.699	21.296	2:41.069
2	1:05.523	21.114	23.411	20.998	3:46.592
3	1:04.779	20.624	23.168	20.987	4:51.371
4	1:04.579	20.664	23.021	20.894	5:55.950
5	1:04.290	20.583	22.803	20.904	7:00.240
6	1:04.802	20.741	23.064	20.997	8:05.042
7	1:04.438	20.672	22.851	20.915	9:09.480
8	1:04.374	20.626	22.884	20.864	10:13.854

Nº44 BRAVO TRIGO DANIEL

1	1:08.798	23.367	24.157	21.274	2:44.828
2	1:05.910	21.366	23.409	21.135	3:50.738
3	1:05.184	20.837	23.221	21.126	4:55.922
4	1:05.051	20.850	23.175	21.026	6:00.973
5	1:05.196	20.791	23.403	21.002	7:06.169
6	1:05.161	20.957	23.165	21.039	8:11.330
7	1:05.321	20.927	23.318	21.076	9:16.651
8	1:05.156	20.918	23.086	21.152	10:21.807

Nº46 ALVES LUIS

1	1:06.548	21.650	23.731	21.167	2:40.506
2	1:05.082	20.777	23.370	20.935	3:45.588
3	1:04.453	20.538	23.099	20.816	4:50.041
4	1:04.101	20.436	22.908	20.757	5:54.142
5	1:04.325	20.692	22.931	20.702	6:58.467
6	1:03.941	20.261	22.893	20.787	8:02.408

Nº58 DORTA AMARAL DANIEL

1	1:19.626	27.418	27.052	25.156	2:55.066
2	1:15.046	25.760	25.746	23.540	4:10.112
3	1:10.147	23.345	24.418	22.384	5:20.259
4	1:08.165	22.831	23.798	21.536	6:28.424
5	1:06.537	21.564	23.695	21.278	7:34.961
6	1:06.705	21.418	23.920	21.367	8:41.666
7	1:06.192	21.277	23.541	21.374	9:47.858
8	1:08.515	22.419	23.878	22.218	10:56.373

Nº60 URQUIZA COSTI ANDER

1	1:09.790	23.995	24.492	21.303	2:48.257
2	1:06.238	20.911	24.073	21.254	3:54.495

Vueltas	Tempo por vuelta	Sector 1	Sector 2	Sector 3	Tiempo
3	1:05.077	21.186	23.059	20.832	4:59.572
4	1:04.976	20.866	23.232	20.878	6:04.548
5	1:04.665	20.662	22.905	21.098	7:09.213
6	1:04.438	20.893	22.743	20.802	8:13.651
7	1:04.200	20.553	22.846	20.801	9:17.851
8	1:04.310	20.564	22.899	20.847	10:22.161

Nº62 PEÑALTA YAGÜE JOSE ANTONIO

1	1:13.995	25.975	24.609	23.411	2:56.059
2	1:14.362	25.090	25.716	23.556	4:10.421
3	1:10.293	23.428	24.199	22.666	5:20.714
4	1:05.888	21.843	23.058	20.987	6:26.602
5	1:06.169	21.519	23.415	21.235	7:32.771
6	1:06.718	21.393	24.293	21.032	8:39.489
7	1:04.735	20.807	22.860	21.068	9:44.224
8	1:04.427	20.586	23.037	20.804	10:48.651

Nº64 MERINO ESPAÑOL ALEJANDRO

1	1:13.500	25.288	25.735	22.477	2:44.661
2	1:09.169	22.135	25.069	21.965	3:53.830
3	1:08.283	22.451	24.142	21.690	5:02.113
4	1:07.200	21.365	24.064	21.771	6:09.313
5	1:06.797	21.297	23.867	21.633	7:16.110
6	1:06.966	21.471	23.762	21.733	8:23.076
7	1:06.895	21.285	23.751	21.859	9:29.971
8	1:06.971	21.413	23.792	21.766	10:36.942

Nº66 VIA CASALS NICOLAS

1	1:10.416	24.763	24.199	21.454	2:46.080
2	1:06.362	21.330	23.965	21.067	3:52.442
3	1:05.415	20.829	23.570	21.016	4:57.857
4	1:04.632	20.629	23.131	20.872	6:02.489
5	1:04.648	20.754	23.060	20.834	7:07.137
6	1:04.369	20.480	23.110	20.779	8:11.506
7	1:04.749	20.676	23.220	20.853	9:16.255
8	1:04.883	20.782	23.176	20.925	10:21.138

Nº68 ORTIZ GOMEZ RAFAEL

1	1:08.985	22.646	24.919	21.420	2:50.267
2	1:05.691	21.234	23.289	21.168	3:55.958
3	1:04.845	20.820	23.142	20.883	5:00.803
4	1:04.403	20.428	22.923	21.052	6:05.206
5	1:04.020	20.393	22.634	20.993	7:09.226
6	1:03.877	20.335	22.688	20.854	8:13.103
7	1:03.594	20.373	22.681	20.540	9:16.697
8	1:03.931	20.375	22.653	20.903	10:20.628

SENIOR

Entrenamientos Privados Colectivos 1 Impar Clasificación

Documento 3

Sujeto a escrutinio & investigaciones deportivas

Pos.	Nº	Piloto	Nac. P.	Consursante	Nac. C.	Equipamiento	Tiempo Vlt.	Dif.	Km/h	Total	
1	29	JUAN COTA ALONSO	ESP	KR MOTORSPORT SRL	ITA	KART REPUBLIC / IAME / VEGA	1:02.940	6	97.18	6	
2	5	HUGO LOPEZ DE MIGUEL	ESP	PRAGA RACING SL	ESP	PRAGA / IAME / VEGA	1:02.994	6	0.054	97.09	6
3	27	POL CHAOS RIVERO	ESP	MDC RACING	ESP	BIREL ART / IAME / VEGA	1:03.057	6	0.117	97.00	6
4	3	ELOI GONZALEZ MORENO	ESP	MONLAU COMPETICION C.E.	ESP	REDSPEED / IAME / VEGA	1:03.214	6	0.274	96.76	6
5	63	ASIER GARCIA TERRON	ESP	MDC RACING	ESP	BIREL ART / IAME / VEGA	1:03.355	6	0.415	96.54	6
6	41	MARC BENITEZ PIZARRO	ESP	OSCAR BENITEZ PUIG	ESP	TONY KART / IAME / VEGA	1:03.408	5	0.468	96.46	5
7	31	ERIC GENE CASANOVAS	ESP	MOL RACING	ESP	BIREL ART / IAME / VEGA	1:03.427	5	0.487	96.43	6
8	19	YERAY VAELO LUQUE	ESP	PAROLIN SPAIN	ESP	PAROLIN / IAME / VEGA	1:03.562	6	0.622	96.23	6
9	33	ALBERTO HURTADO GONZALEZ	ESP	FEDERACION ANDALUZA DE AUTOMOVIL	ESP	LANDO NORRIS / IAME / VEGA	1:03.617	5	0.677	96.14	6
10	47	LUCAS CARDOSO VIEIRA	PRT	CLAUDIO ESTEFANIO FERNANDES VIEI	PRT	KART REPUBLIC / IAME / VEGA	1:03.676	6	0.736	96.06	6
11	21	LOURENÇO MARQUES	PRT	ANDRE MARQUES	PRT	KART REPUBLIC / IAME / VEGA	1:03.737	4	0.797	95.96	6
12	23	JOSE ANTONIO MANNUCCI SCHROEDER	ESP	TDKART RACING	ESP	TONY KART / IAME / VEGA	1:03.963	6	1.023	95.62	6
13	35	MIKEL MERINO IBAÑEZ	ESP	DG MOTORSPORT	ESP	KART REPUBLIC / IAME / VEGA	1:04.044	2	1.104	95.50	6
14	37	OLIVER MARTINEZ AUGE	ESP	ECK MOTORSPORT	ESP	TONY KART / IAME / VEGA	1:04.116	6	1.176	95.40	6
15	67	ANA FRANCISCA ROBY SARREA	PRT	TDKART RACING	ESP	KOSMIC / IAME / VEGA	1:04.127	6	1.187	95.38	6
16	39	JAN DURAN OLIVE	ESP	MONLAU COMPETICION C.E.	ESP	REDSPEED / IAME / VEGA	1:04.306	5	1.366	95.11	6
17	65	JORDI SERRA SEGURA	ESP	GM FUEL	ESP	CRG / IAME / VEGA	1:04.320	4	1.380	95.09	6
18	45	JAYDEN KELLY	ESP	GM FUEL	ESP	CRG / IAME / VEGA	1:05.155	4	2.215	93.87	6
19	57	MARIA SANCHEZ IGLESIAS	ESP	FALCON RACING TEAM	ESP	ENERGY / IAME / VEGA	1:05.751	2	2.811	93.02	2
20	61	MARIO PINAZO CERRO	ESP	KR MOTORSPORT SRL	ITA	KART REPUBLIC / IAME / VEGA	1:07.529	7	4.589	90.57	8
21	59	AIRE HARUN	ESP	ALC MOTORSPORT	ESP	KART REPUBLIC / IAME / VEGA	1:12.728	6	9.788	84.10	6
No Clasificados											
	7	DANIEL ANTUNEZ GARRIDO	ESP	TDKART RACING	ESP	TONY KART / IAME / VEGA	Sin Tiempo				
	17	ARNAU RAFOLS PAZ	ESP	MONLAU COMPETICION C.E.	ESP	REDSPEED / IAME / VEGA	Sin Tiempo				
	43	FRANCISCO CARDOSO COSTA	PRT	MONLAU COMPETICION C.E.	ESP	REDSPEED / IAME / VEGA	Sin Tiempo				

Tiempo Inicio : 23/09 - 09:16:40

M. Vuelta : Nº29 JUAN COTA ALONSO

1:02.940 97.18 Km/h

Nº31 05:58 Vuelta 1

SENIOR

Entrenamientos Privados Colectivos 1 Impar

Valor informativo. No Oficial

Mejores tiempos de sector

S1			S2			S3			Ideal Lap Times					
Pos.	Nº	Tiempo	Pos.	Nº	Tiempo	Pos.	Nº	Tiempo	Pos.	Nº	Piloto	Ideal Lap	Best Lap	Diff.
1	27	20.051	1	27	22.281	1	29	20.415	1	27	POL CHAOS RIVERO	1:02.820	1:03.057	0.237
2	5	20.059	2	29	22.391	2	5	20.425	2	29	JUAN COTA ALONSO	1:02.937	1:02.940	0.003
3	29	20.131	3	63	22.432	3	27	20.488	2	5	HUGO LOPEZ DE MIGUEL	1:02.937	1:02.994	0.057
4	3	20.197	4	5	22.453	4	21	20.523	4	3	ELOI GONZALEZ MORENO	1:03.214	1:03.214	
5	19	20.227	5	3	22.459	5	41	20.530	5	63	ASIER GARCIA TERRON	1:03.300	1:03.355	0.055
6	35	20.240	6	31	22.473	6	19	20.546	6	21	LOURENÇO MARQUES	1:03.334	1:03.737	0.403
7	47	20.249	7	41	22.507	7	3	20.558	7	31	ERIC GENE CASANOVAS	1:03.347	1:03.427	0.080
8	21	20.255	8	21	22.556	8	33	20.584	8	19	YERAY VAELO LUQUE	1:03.362	1:03.562	0.200
9	31	20.273	9	19	22.589	9	63	20.589	9	41	MARC BENITEZ PIZARRO	1:03.391	1:03.408	0.017
10	63	20.279	10	33	22.610	10	31	20.601	10	33	ALBERTO HURTADO GONZALEZ	1:03.537	1:03.617	0.080
11	33	20.343	11	35	22.715	11	35	20.604	11	35	MIKEL MERINO IBAÑEZ	1:03.559	1:04.044	0.485
12	41	20.354	12	23	22.721	12	37	20.636	12	47	LUCAS CARDOSO VIEIRA	1:03.650	1:03.676	0.026
13	37	20.384	13	39	22.743	13	47	20.645	13	37	OLIVER MARTINEZ AUGE	1:03.840	1:04.116	0.276
14	67	20.427	14	47	22.756	14	23	20.800	14	23	JOSE ANTONIO MANNUCCI SCHROEDER	1:03.963	1:03.963	
15	65	20.432	15	67	22.816	15	39	20.844	15	39	JAN DURAN OLIVE	1:04.113	1:04.306	0.193
16	23	20.442	16	37	22.820	16	65	20.867	16	67	ANA FRANCISCA ROBY SARREA	1:04.127	1:04.127	
17	39	20.526	17	65	22.892	17	67	20.884	17	65	JORDI SERRA SEGURA	1:04.191	1:04.320	0.129
18	45	20.892	18	45	23.055	18	45	21.154	18	45	JAYDEN KELLY	1:05.101	1:05.155	0.054
19	57	21.369	19	57	23.188	19	57	21.194	19	57	MARIA SANCHEZ IGLESIAS	1:05.751	1:05.751	
20	61	21.781	20	61	23.926	20	61	21.545	20	61	MARIO PINAZO CERRO	1:07.252	1:07.529	0.277
21	59	25.185	21	59	24.765	21	59	22.778	21	59	AIRE HARUN	1:12.728	1:12.728	

SENIOR

Entrenamientos Privados Colectivos 1 Impar

Valor informativo. No Oficial

Vuelta a vuelta

Vueltas	Tempo por vuelta	Sector 1	Sector 2	Sector 3	Tiempo	Vueltas	Tempo por vuelta	Sector 1	Sector 2	Sector 3	Tiempo
Nº3 GONZALEZ MORENO ELOI						Nº29 COTA ALONSO JUAN					
1	1:05.540	20.993	23.511	21.036	5:37.204	1	1:04.902	20.923	23.198	20.781	5:42.479
2	1:03.986	20.319	22.801	20.866	6:41.190	2	1:03.782	20.343	22.790	20.649	6:46.261
3	1:03.664	20.334	22.619	20.711	7:44.854	3	1:03.158	20.131	22.552	20.475	7:49.419
4	1:07.543	23.926	22.967	20.650	8:52.397	4	1:03.234	20.249	22.549	20.436	8:52.653
5	1:03.340	20.263	22.483	20.594	9:55.737	5	1:03.836	20.422	22.619	20.795	9:56.489
6	1:03.214	20.197	22.459	20.558	10:58.951	6	1:02.940	20.134	22.391	20.415	10:59.429
Nº5 LOPEZ DE MIGUEL HUGO						Nº31 GENE CASANOVAS ERIC					
1	1:04.865	21.116	22.986	20.763	5:42.081	1	1:05.530	21.150	23.019	21.361	5:38.069
2	1:04.557	20.918	22.971	20.668	6:46.638	2	1:04.031	20.358	23.026	20.647	6:42.100
3	1:03.140	20.101	22.526	20.513	7:49.778	3	1:03.535	20.352	22.582	20.601	7:45.635
4	1:03.228	20.234	22.453	20.541	8:53.006	4	1:03.624	20.400	22.542	20.682	8:49.259
5	1:04.093	20.823	22.800	20.470	9:57.099	5	1:03.427	20.273	22.478	20.676	9:52.686
6	1:02.994	20.059	22.510	20.425	11:00.093	6	1:03.550	20.376	22.473	20.701	10:56.236
Nº19 VAELO LUQUE YERAY						Nº33 HURTADO GONZALEZ ALBERTO					
1	1:05.886	21.523	23.408	20.955	5:39.191	1	1:05.170	20.973	23.301	20.896	5:37.285
2	1:04.066	20.545	22.943	20.578	6:43.257	2	1:04.041	20.516	22.818	20.707	6:41.326
3	1:04.001	20.532	22.805	20.664	7:47.258	3	1:04.280	20.412	23.072	20.796	7:45.606
4	1:03.792	20.416	22.830	20.546	8:51.050	4	1:03.936	20.742	22.610	20.584	8:49.542
5	1:03.778	20.227	22.955	20.596	9:54.828	5	1:03.617	20.343	22.686	20.588	9:53.159
6	1:03.562	20.383	22.589	20.590	10:58.390	6	1:03.644	20.418	22.620	20.606	10:56.803
Nº21 MARQUES LOURENÇO						Nº35 MERINO IBAÑEZ MIKEL					
1	1:12.196	27.340	23.739	21.117	5:38.833	1	1:05.824	21.383	23.325	21.116	5:37.607
2	1:04.144	20.519	22.914	20.711	6:42.977	2	1:04.044	20.517	22.792	20.735	6:41.651
3	1:03.804	20.273	23.008	20.523	7:46.781	3	1:04.160	20.240	22.801	21.119	7:45.811
4	1:03.737	20.403	22.684	20.650	8:50.518	4	1:04.281	20.613	23.064	20.604	8:50.092
5	1:04.029	20.255	22.789	20.985	9:54.547	5	1:04.386	20.539	23.040	20.807	9:54.478
6	1:04.059	20.476	22.556	21.027	10:58.606	6	1:04.237	20.851	22.715	20.671	10:58.715
Nº23 MANNUCCI SCHROEDER JOSE ANTONIO						Nº37 MARTINEZ AUGE OLIVER					
1	1:10.387	21.186	27.856	21.345	5:28.348	1	1:06.389	21.363	23.797	21.229	5:37.531
2	1:04.981	20.881	23.160	20.940	6:33.329	2	1:04.923	20.811	23.272	20.840	6:42.454
3	1:04.477	20.505	23.170	20.802	7:37.806	3	1:04.265	20.384	23.245	20.636	7:46.719
4	1:04.453	20.690	22.939	20.824	8:42.259	4	1:05.634	20.794	23.157	21.683	8:52.353
5	1:05.240	21.198	23.194	20.848	9:47.499	5	1:05.142	21.368	22.820	20.954	9:57.495
6	1:03.963	20.442	22.721	20.800	10:51.462	6	1:04.116	20.395	22.911	20.810	11:01.611
Nº27 CHAOS RIVERO POL						Nº39 DURAN OLIVE JAN					
1	1:04.379	20.852	22.746	20.781	5:41.405	1	1:05.333	21.059	23.354	20.920	5:38.139
2	1:03.562	20.315	22.511	20.736	6:44.967	2	1:04.785	20.526	23.415	20.844	6:42.924
3	1:03.128	20.226	22.414	20.488	7:48.095	3	1:04.385	20.611	22.847	20.927	7:47.309
4	1:03.334	20.247	22.538	20.549	8:51.429	4	1:04.895	20.691	23.009	21.195	8:52.204
5	1:03.230	20.051	22.522	20.657	9:54.659	5	1:04.306	20.566	22.743	20.997	9:56.510
6	1:03.057	20.261	22.281	20.515	10:57.716	6	1:04.366	20.586	22.871	20.909	11:00.876

SENIOR

Entrenamientos Privados Colectivos 1 Impar

Valor informativo. No Oficial

Vuelta a vuelta

Vueltas	Tempo por vuelta	Sector 1	Sector 2	Sector 3	Tiempo
Nº41 BENITEZ PIZARRO MARC					
1	1:18.296	20.803	31.590	25.903	5:38.268
2	1:04.339	20.614	23.043	20.682	6:42.607
3	1:03.841	20.532	22.717	20.592	7:46.448
4	1:03.780	20.357	22.893	20.530	8:50.228
5	1:03.408	20.354	22.507	20.547	9:53.636
Nº45 KELLY JAYDEN					
1	1:07.716	21.502	24.634	21.580	5:25.818
2	1:05.843	21.152	23.393	21.298	6:31.661
3	1:05.281	20.942	23.135	21.204	7:36.942
4	1:05.155	20.946	23.055	21.154	8:42.097
5	1:10.010	22.808	24.616	22.586	9:52.107
6	1:05.252	20.892	23.095	21.265	10:57.359
Nº47 CARDOSO VIEIRA LUCAS					
1	1:21.624	21.761	33.223	26.640	5:40.169
2	1:05.191	20.840	23.325	21.026	6:45.360
3	1:04.002	20.439	22.820	20.743	7:49.362
4	1:04.229	20.725	22.756	20.748	8:53.591
5	1:03.980	20.424	22.810	20.746	9:57.571
6	1:03.676	20.249	22.782	20.645	11:01.247
Nº57 SANCHEZ IGLESIAS MARIA					
1	1:08.071	22.655	23.987	21.429	9:04.879
2	1:05.751	21.369	23.188	21.194	10:10.630
Nº59 HARUN AIRE					
1	1:32.940	30.797	31.111	31.032	3:22.579
2	1:29.140	30.422	29.904	28.814	4:51.719
3	1:26.365	29.122	29.184	28.059	6:18.084
4	1:21.122	27.067	27.352	26.703	7:39.206
5	1:22.300	31.145	26.557	24.598	9:01.506
6	1:12.728	25.185	24.765	22.778	10:14.234
Nº61 PINAZO CERRO MARIO					
1	1:12.833	24.197	25.449	23.187	2:41.224
2	1:09.490	22.663	24.571	22.256	3:50.714
3	1:08.356	22.385	24.198	21.773	4:59.070
4	1:07.818	21.946	23.926	21.946	6:06.888
5	1:08.032	22.068	24.206	21.758	7:14.920
6	1:07.719	21.893	24.217	21.609	8:22.639
7	1:07.529	21.781	24.184	21.564	9:30.168
8	1:07.845	22.177	24.123	21.545	10:38.013
Nº63 GARCIA TERRON ASIERR					
1	1:05.419	21.061	23.344	21.014	5:38.550
2	1:04.525	20.880	22.949	20.696	6:43.075

Vueltas	Tempo por vuelta	Sector 1	Sector 2	Sector 3	Tiempo
3	1:04.290	20.792	22.823	20.675	7:47.365
4	1:05.247	20.420	23.006	21.821	8:52.612
5	1:03.931	20.771	22.571	20.589	9:56.543
6	1:03.355	20.279	22.432	20.644	10:59.898
Nº65 SERRA SEGURA JORDI					
1	1:08.603	21.796	25.597	21.210	5:27.365
2	1:05.737	21.225	23.344	21.168	6:33.102
3	1:04.592	20.614	23.030	20.948	7:37.694
4	1:04.320	20.432	23.021	20.867	8:42.014
5	1:04.746	20.505	23.128	21.113	9:46.760
6	1:04.363	20.529	22.892	20.942	10:51.123
Nº67 ROBY SARREA ANA FRANCISCA					
1	1:09.758	21.515	26.707	21.536	5:28.129
2	1:05.628	21.191	23.346	21.091	6:33.757
3	1:04.725	20.560	23.154	21.011	7:38.482
4	1:04.424	20.503	22.939	20.982	8:42.906
5	1:04.391	20.446	22.981	20.964	9:47.297
6	1:04.127	20.427	22.816	20.884	10:51.424

SENIOR Lista de Pilotos (44 Pilotos)

Documento 1.1

Nº	Piloto	Nac. P.	Consursante	Nac. C.	Equipamiento
3	ELOI GONZALEZ MORENO		MONLAU COMPETICION C.E.		REDSPEED / IAME / VEGA
4	DANIEL BRIZ LLULL		GM FUEL		CRG / IAME / VEGA
5	HUGO LOPEZ DE MIGUEL		PRAGA RACING SL		PRAGA / IAME / VEGA
6	JAIME SANZ TORRIJOS		PRAGA RACING SL		PRAGA / IAME / VEGA
7	DANIEL ANTUNEZ GARRIDO		TDKART RACING		TONY KART / IAME / VEGA
10	SAMUEL FIGUEIRAS TEJADA		ECK MOTORSPORT		TONY KART / IAME / VEGA
12	ALBANY DEL VALLE VIVAS ALVAREZ		OPTIMUM PROKART RACING TEAM		CRG / IAME / VEGA
14	SANTIAGO DA COSTA RIBEIRO		ESCOLA DE KARTING DO OESTE		BIREL ART / IAME / VEGA
19	YERAY VAELO LUQUE		PAROLIN SPAIN		PAROLIN / IAME / VEGA
21	LOURENÇO MARQUES		ANDRE MARQUES		KART REPUBLIC / IAME / VEGA
23	JOSE ANTONIO MANNUCCI SCHROEDER		TDKART RACING		TONY KART / IAME / VEGA
27	POL CHAOS RIVERO		MDC RACING		BIREL ART / IAME / VEGA
28	IVAN ARIAS CHAVARRI		AC MOTORSPORT		KART REPUBLIC / IAME / VEGA
29	JUAN COTA ALONSO		KR MOTORSPORT SRL		KART REPUBLIC / IAME / VEGA
30	ADRIAN MALHEIRO SUÑE		GM FUEL		CRG / IAME / VEGA
31	ERIC GENE CASANOVAS		MOL RACING		BIREL ART / IAME / VEGA
32	NACHO TUÑÓN GARCIA		KRS KIDS RACING SCHOOL		KART REPUBLIC / IAME / VEGA
33	ALBERTO HURTADO GONZALEZ		FEDERACION ANDALUZA DE AUTOMOVIL		LANDO NORRIS / IAME / VEGA
34	JOAN ALUJA OLESTI		MDC RACING		BIREL ART / IAME / VEGA
35	MIKEL MERINO IBAÑEZ		DG MOTORSPORT		KART REPUBLIC / IAME / VEGA
36	POL CAUBIN FEU		MDC RACING		BIREL ART / IAME / VEGA
37	OLIVER MARTINEZ AUGE		ECK MOTORSPORT		TONY KART / IAME / VEGA
38	ADRIA MUSTIENES GIL		MDC RACING		BIREL ART / IAME / VEGA
39	JAN DURAN OLIVE		MONLAU COMPETICION C.E.		REDSPEED / IAME / VEGA
40	EDUARDO DOMINGUEZ		MOL RACING		BIREL ART / IAME / VEGA
41	MARC BENITEZ PIZARRO		OSCAR BENITEZ PUIG		TONY KART / IAME / VEGA
42	LUCAS FEDERICH RODRIGUES		ALC MOTORSPORT		KART REPUBLIC / IAME / VEGA
44	DANIEL BRAVO TRIGO		GTSRACING ENERGY ESPAÑA		ENERGY / IAME / VEGA
45	JAYDEN KELLY		GM FUEL		CRG / IAME / VEGA
46	LUIS ALVES		GM FUEL		CRG / IAME / VEGA
47	LUCAS CARDOSO VIEIRA		CLAUDIO ESTEFANIO FERNANDES VIEI		KART REPUBLIC / IAME / VEGA
56	ALVARO MATARRANZ ESPINOSA		GTSRACING ENERGY ESPAÑA		ENERGY / IAME / VEGA
57	MARIA SANCHEZ IGLESIAS		FALCON RACING TEAM		ENERGY / IAME / VEGA
58	DANIEL DORTA AMARAL		MOL RACING		TONY KART / IAME / VEGA
59	AIRE HARUN		ALC MOTORSPORT		KART REPUBLIC / IAME / VEGA
60	ANDER URQUIZA COSTI		CD KARTING ETXEBARRI		BIREL ART / IAME / VEGA
61	MARIO PINAZO CERRO		KR MOTORSPORT SRL		KART REPUBLIC / IAME / VEGA
62	JOSE ANTONIO PEÑALTA YAGÜE		KR MOTORSPORT SRL		KART REPUBLIC / IAME / VEGA
63	ASIER GARCIA TERRON		MDC RACING		BIREL ART / IAME / VEGA
64	ALEJANDRO MERINO ESPAÑOL		GTSRACING ENERGY ESPAÑA		ENERGY / IAME / VEGA
65	JORDI SERRA SEGURA		GM FUEL		CRG / IAME / VEGA
66	NICOLAS VIA CASALS		KIDS TO WIN		LANDO NORRIS / IAME / VEGA
67	ANA FRANCISCA ROBY SARREA		TDKART RACING		KOSMIC / IAME / VEGA
68	RAFAEL ORTIZ GOMEZ		OPTIMUM PROKART RACING TEAM		CRG / IAME / VEGA